



**PUNTE ELICOIDALI
UTENSILI DA TAGLIO**

**TWIST DRILL BITS
CUTTING TOOLS**



Germany

pagina
page

Punte elicoidali cilindriche
DIN 338
Straight shank twist drill bits
DIN 338

12
÷
25



Punte elicoidali cilindriche
DIN 340 - DIN 1869
Straight shank twist drill bits
DIN 340 - DIN 1869

26
÷
31



Punte elicoidali cilindriche
DIN 1897
Straight shank twist drill bits
DIN 1897

32
÷
36



	pagina page	
<p>Punte elicoidali codolo conico DIN 345 Taper shank twist drill bits DIN 345</p>	<p>37 ÷ 41</p>	
<p>Punte elicoidali codolo conico DIN 341 - DIN 1870 Taper shank twist drill bits DIN 341 - DIN 1870</p>	<p>41 ÷ 45</p>	
<p>Punte in micrograna e per centri di lavoro Svasatori - Frese Micrograin drill bits and cnc drill bits Countersinks - Milling cutters</p>	<p>46 ÷ 56</p>	
<p>Assortimenti Sets</p>	<p>57-58</p>	

Bianca / Bright		
Finiture / Finish	Brunita / Black oxide	TiAlN
	TiN	Bronze

Legenda: / Key:

V _c =	velocità taglio m/min cutting speed m/min
f =	avanzamento al giro feed per revolution
n =	rpm
E =	emulsione / emulsion
A =	aria / air
Oil =	olio da taglio / cutting oil
n =	$\frac{V_c \cdot 1.000}{\pi \cdot d}$

AVANZAMENTI AL GIRO / FEED PER REVOLUTION

Ø punta / Drill bit Ø mm	2,50	4,00	6,30	10,0	16,0	25,0	40,0	63,0
A	0,025	0,040	0,050	0,080	0,100	0,160	0,200	0,315
B	0,032	0,050	0,063	0,100	0,125	0,200	0,250	0,400
C	0,040	0,063	0,080	0,125	0,250	0,315	0,500	0,600
D	0,050	0,080	0,100	0,160	0,200	0,315	0,400	0,630
E	0,063	0,100	0,125	0,200	0,250	0,400	0,500	0,800
F	0,080	0,125	0,160	0,250	0,315	0,500	0,630	1,000
G	0,100	0,160	0,200	0,315	0,400	0,630	0,800	1,250
H	0,125	0,200	0,250	0,400	0,500	0,800	1,000	1,600

Materiali / Materials	Tipologie di materiali (DIN EN ISO) Type of material (DIN EN ISO)	N/mm ²	HB [HRC]	Lubri/ref
Acciai comuni da costruzione Structural steel	S185; S235JRH; S275JR; (St 33 - St 44)	< 550	< 180	E
	E295; E335; E360; (St 50 - St 70)	500 - 850	150 - 250	E
Acciai alta velocità High speed steel	10S20; 11SMnPb30; 11SMn37	< 800	< 240	E
	46S20; 60S20; 46SPb20	800 - 1.000	240 - 300	E
Acciai da cementazione Case-hardening steel	C10; C15; C10E; C15E	< 750	< 220	E
	15CrNi6; 38Cr4	750 - 950	220 - 280	Oil / E
	16MnCr5; 20MnCr5; 25MoCr4	950 - 1.200	280 - 350	Oil / E
Acciai per trattamenti termici Steel for heat treatments	C22; C35; C22E; C30E	< 700	< 200	E
	C45; C45E; C60; 50MnSi4	700 - 850	200 - 250	Oil / E
Acciai per lavorazioni a freddo Cold working steel	41Cr4; 37MnSi4; 42CrMo4	850 - 1.200	250 - 350	Oil / E
	102Cr6; 55NiCrMoV6	700 - 850	200 - 250	E
Acciai per lavorazioni a caldo Hot working steel	X91CrMoV18; X100CrMoV5-1	850 - 1.000	250 - 300	Oil / E
	29CrMoV9; X21Cr13	700 - 850	200 - 250	E
Acciai nitrurati Nitrided steel	X45NiCrMo4; 28NiMo17	850 - 1.000	250 - 300	Oil / E
	34CrAl6	600 - 800	180 - 240	E
Acciai per molle / Spring steel	31CrMoV9; 31CrMo12	800 - 1.200	240 - 350	Oil / E
	38Si6; 51MnV7; 67SiCr5	700 - 1.100	200 - 320	Oil / E
Acciai speciali e leghe Special steel and alloys	Hardox400; XAR400	< 1.250	< 370	Oil / E
	Hardox500; XAR500; Weldox1100	< 1.550	< 450	Oil / E
Acciai austenitici / Austenitic steel	X20Cr13; X5CrNi18-10; X6CrNiMoTi17-12-2	500 - 800	150 - 240	Oil
Acciai resistenti a calore Heat-resisting steel	X10CrSi6; X10CrAl7	450 - 700	130 - 200	Oil
	X10CrAl18; X15CrNiSi20-12	500 - 800	150 - 240	Oil
Acciai rinforzati / Reinforced steel			<[55]	Oil
Leghe speciali / Special alloys	Nimonic; Inconel; Monel; Hastelloy	< 1.200	< 350	Oil
Ghisa sferoidale, grafite e ghise temperate Ductile iron, graphite and hardened cast iron	GG10 - 25; GGG35 - 50; GTW35; GTS55		< 240	E / A
Ghise malleabili / Malleable cast iron	GG30 - 45; GGG60 - 70; GTW65; GTS70		< 300	E / A
Leghe di titanio Titanium alloys	Ti99,5; TiAl5Sn2,5; TiCu2	< 800	< 240	Oil
	TiAl6Zr5; TiAl6V4; TiAl4Mo4Sn2,5	800 - 1.200	240 - 350	Oil
Alluminio e leghe / Aluminum and alloys	Al99,5; AlMgSi1; AlMg1	< 400	< 120	E
Alluminio e leghe ≤10% Si Aluminum and alloys ≤10% Si	G-AlSi5; G-AlSi6Cu4	< 600	< 180	E
Alluminio e leghe >10% Si Aluminum and alloys >10% Si	G-AlSi12; G-AlSi12Cu	< 600	< 180	E
Alluminio malleabile / Malleable aluminum	AlMgSiPb; AlCuSiMg; AlCuMgPb; AlMg7	< 450	< 130	E
Rame / Copper	E-Cu; F-Cu; D-Cu; SE-Cu; SF-Cu; SD-Cu	< 400	< 120	E / A
Ottone in barre / Brass bars	CuZn33; CuZn36Pb3 (Ms65 - Ms90)	< 600	< 180	Oil / E
Ottone / Brass	CuZn39Pb2 (Ms58 - Ms63)	< 600	< 180	Oil / E
Bronzo in barre / Bronze bars	CuSn7ZnPb; CuPb5Sn5	< 600	< 180	Oil / E
Bronzo / Bronze	CuNi18Zn19Pb	600 - 850	180 - 250	Oil / E
Bronzo laminato / Laminated bronze	CuAl5; CuAl9Mn	< 800	< 240	Oil / E
	CuAl11Ni	800 - 1.200	240 - 300	Oil / E
Termoplastici / Thermoplastic	PVC; Polyamid; Plexiglas; Novadur			E / A
Duroplastici / Duroplast	Bakelit; Pertinax; Resopal			A



		HSS		HSSCo		HSSCo 8	
		N	N-C	S	TLS 1000S	TLS 1000S	N-HD
		●	●	○	●	●	●
DIN 1897	Esec. destra Right hand	01.16	01.32	01.33	01.44	01.38	01.34
DIN 1897	Esec. sinistra Left hand	01.16S					

	Vc / f	Vc / f	Vc / f	Vc / f	Vc / f	Vc / f
	35 / F	43 / F				50 / E
	28 / E	35 / E				40 / E
	(35 / F)	43 / F				50 / E
	(28 / E)	35 / E		32 / E	45 / E	38 / E
	(35 / F)	43 / F				45 / E
		(18 / D)		18 / D	25 / D	22 / D
				14 / C	20 / C	18 / C
	35 / E	43 / E				45 / E
	28 / E	30 / E		30 / E	45 / E	35 / E
		(16 / C)		16 / C	28 / C	22 / C
	(18 / D)	(22 / D)		20 / D	28 / D	25 / D
			(12 / C)	12 / C	20 / C	18 / C
	(18 / D)	(22 / D)		20 / D	28 / D	25 / D
			(12 / C)	12 / C	20 / C	18 / C
	(18 / D)	(22 / D)			20 / D	22 / D
			(12 / C)	12 / C	18 / C	14 / C
			(10 / B)	10 / B	16 / C	11 / C
			10 / C	12 / C	(18 / C)	13 / C
			16 / C	16 / C	(25 / C)	20 / C
			10 / C	12 / C	(18 / C)	15 / C
				(8 / A)	(10 / A)	(9 / B)
	35 / F	40 / F		38 / F	55 / G	45 / F
	(28 / F)	(30 / F)		30 / F	45 / G	35 / F
			12 / B			
			(8 / B)			
		90 / G				90 / G
		80 / F				70 / F
		45 / E	(40 / E)	(40 / E)	(65 / F)	(50 / E)
		55 / E	(50 / E)	(50 / E)	(75 / F)	(55 / E)
		43 / D		(40 / D)		(50 / D)
		(38 / D)		(36 / D)	(55 / E)	(45 / D)
		33 / D	28 / D	(30 / D)	(50 / E)	(38 / D)
		(26 / D)	23 / D	(25 / D)	(40 / E)	(28 / D)
	(28 / E)	36 / E				
	(18 / D)	22 / D				25 / F

Bianca / Bright	○	
Finiture / Finish	Brunita / Black oxide	● TiAlN
	TiN	● Bronze

Legenda: / Key:

Vc = velocità taglio m/min
cutting speed m/min

f = avanzamento al giro
feed per revolution

n = rpm

E = emulsione / emulsion

A = aria / air

Oil = olio da taglio / cutting oil

$$n = \frac{Vc \cdot 1.000}{\pi \cdot d}$$

AVANZAMENTI AL GIRO / FEED PER REVOLUTION

Ø punta / Drill bit Ø mm	2,50	4,00	6,30	10,0	16,0	25,0	40,0	63,0
A	0,025	0,040	0,050	0,080	0,100	0,160	0,200	0,315
B	0,032	0,050	0,063	0,100	0,125	0,200	0,250	0,400
C	0,040	0,063	0,080	0,125	0,250	0,315	0,500	0,600
D	0,050	0,080	0,100	0,160	0,200	0,315	0,400	0,630
E	0,063	0,100	0,125	0,200	0,250	0,400	0,500	0,800
F	0,080	0,125	0,160	0,250	0,315	0,500	0,630	1,000
G	0,100	0,160	0,200	0,315	0,400	0,630	0,800	1,250
H	0,125	0,200	0,250	0,400	0,500	0,800	1,000	1,600

Materiali / Materials	Tipologie di materiali (DIN EN ISO) Type of material (DIN EN ISO)	N/mm ²	HB [HRC]	Lubri/ref
Acciai comuni da costruzione Structural steel	S185; S235JRH; S275JR; (St 33 - St 44)	< 550	< 180	E
	E295; E335; E360; (St 50 - St 70)	500 - 850	150 - 250	E
Acciai alta velocità High speed steel	10S20; 11SMnPb30; 11SMn37	< 800	< 240	E
	46S20; 60S20; 46SPb20	800 - 1.000	240 - 300	E
Acciai da cementazione Case-hardening steel	C10; C15; C10E; C15E	< 750	< 220	E
	15CrNi6; 38Cr4	750 - 950	220 - 280	Oil / E
	16MnCr5; 20MnCr5; 25MoCr4	950 - 1.200	280 - 350	Oil / E
Acciai per trattamenti termici Steel for heat treatments	C22; C35; C22E; C30E	< 700	< 200	E
	C45; C45E; C60; 50MnSi4	700 - 850	200 - 250	Oil / E
	41Cr4; 37MnSi4; 42CrMo4	850 - 1.200	250 - 350	Oil / E
Acciai per lavorazioni a freddo Cold working steel	102Cr6; 55NiCrMoV6	700 - 850	200 - 250	E
	X91CrMoV18; X100CrMoV5-1	850 - 1.000	250 - 300	Oil / E
Acciai per lavorazioni a caldo Hot working steel	29CrMoV9; X21Cr13	700 - 850	200 - 250	E
	X45NiCrMo4; 28NiMo17	850 - 1.000	250 - 300	Oil / E
Acciai nitrurati Nitrided steel	34CrAl6	600 - 800	180 - 240	E
Acciai per molle / Spring steel	31CrMoV9; 31CrMo12	800 - 1.200	240 - 350	Oil / E
Acciai per molle / Spring steel	38Si6; 51MnV7; 67SiCr5	700 - 1.100	200 - 320	Oil / E
	Hardox400; XAR400	< 1.250	< 370	Oil / E
Acciai speciali e leghe Special steel and alloys	Hardox500; XAR500; Weldox1100	< 1.550	< 450	Oil / E
	X20Cr13; X5CrNi18-10; X6CrNiMoTi17-12-2	500 - 800	150 - 240	Oil
Acciai resistenti a calore Heat-resisting steel	X10CrSi6; X10CrAl7	450 - 700	130 - 200	Oil
	X10CrAl18; X15CrNiSi20-12	500 - 800	150 - 240	Oil
Acciai rinforzati / Reinforced steel			<[55]	Oil
Leghe speciali / Special alloys	Nimonic; Inconel; Monel; Hastelloy	< 1.200	< 350	Oil
Ghisa sferoidale, grafite e ghise temperate Ductile iron, graphite and hardened cast iron	GG10 - 25; GGG35 - 50; GTW35; GTS55		< 240	E / A
Ghise malleabili / Malleable cast iron	GG30 - 45; GGG60 - 70; GTW65; GTS70		< 300	E / A
Leghe di titanio Titanium alloys	Ti99,5; TiAl5Sn2,5; TiCu2	< 800	< 240	Oil
	TiAl6Zr5; TiAl6V4; TiAl4Mo4Sn2,5	800 - 1.200	240 - 350	Oil
Alluminio e leghe / Aluminum and alloys	Al99,5; AlMgSi1; AlMg1	< 400	< 120	E
Alluminio e leghe ≤10% Si Aluminum and alloys ≤10% Si	G-AlSi5; G-AlSi6Cu4	< 600	< 180	E
Alluminio e leghe >10% Si Aluminum and alloys >10% Si	G-AlSi12; G-AlSi12Cu	< 600	< 180	E
Alluminio malleabile / Malleable aluminum	AlMgSiPb; AlCuSiMg; AlCuMgPb; AlMg7	< 450	< 130	E
Rame / Copper	E-Cu; F-Cu; D-Cu; SE-Cu; SF-Cu; SD-Cu	< 400	< 120	E / A
Ottone in barre / Brass bars	CuZn33; CuZn36Pb3 (Ms65 - Ms90)	< 600	< 180	Oil / E
Ottone / Brass	CuZn39Pb2 (Ms58 - Ms63)	< 600	< 180	Oil / E
Bronzo in barre / Bronze bars	CuSn7ZnPb; CuPb5Sn5	< 600	< 180	Oil / E
Bronzo / Bronze	CuNi18Zn19Pb	600 - 850	180 - 250	Oil / E
Bronzo laminato / Laminated bronze	CuAl5; CuAl9Mn	< 800	< 240	Oil / E
	CuAl11Ni	800 - 1.200	240 - 300	Oil / E
Termoplastici / Thermoplastic	PVC; Polyamid; Plexiglas; Novadur			E / A
Duroplastici / Duroplast	Bakelit; Pertinax; Resopal			A



		HSS				HSCo		HSCo 8				
		N	N	H	W	S	TLS 1000C	TLS 1000C	N-HD	N-HD	TLS 1000S	TLS 1000S
		●	●	○	○	○	○	●	●	●	●	●
DIN 338	Esec. destra Right hand	01.03 01.E1	01.05	01.07	01.09	01.06 01.T6			01.04	01.71	01.91	01.61
	Esec. sinistra Left hand	01.02										
DIN 345	Esec. destra Right hand	01.18 01.18R	01.48				01.49	01.59	01.39			

	Vc / f	Vc / f	Vc / f	Vc / f	Vc / f	Vc / f	Vc / f	Vc / f	Vc / f	Vc / f	Vc / f
	32 / F	40 / F									
	25 / E	32 / E									
	32 / F	40 / F									
	25 / E	32 / E				25 / E	(40 / E)	25 / E	35 / E	25 / E	(40 / F)
	32 / F	40 / F									
		20 / D				18 / D	25 / D	18 / D	20 / D	18 / D	25 / E
					(14 / C)	14 / C	20 / C	14 / C	15 / C	14 / C	20 / D
	32 / E	40 / E				25 / E	33 / E	25 / E	28 / E	25 / E	35 / F
	25 / E	25 / E				15 / D	(22 / D)	15 / D	18 / D	15 / D	22 / D
		13 / D			(15 / C)	15 / D	(22 / D)	15 / D	18 / D	15 / D	22 / D
	16 / D	(20 / D)			(18 / D)	20 / D	(28 / D)	20 / D	(22 / D)	20 / D	(28 / D)
					(10 / C)	12 / C	(18 / C)	12 / C	(15 / C)	12 / C	(18 / C)
	16 / D	(20 / D)			(18 / D)	20 / D	(28 / D)	20 / D	(22 / D)	20 / D	(28 / D)
					(10 / C)	12 / C	(18 / C)	12 / C	(15 / C)	12 / C	(18 / C)
	16 / D	(20 / D)			(18 / D)	15 / D	(25 / D)	15 / D	(18 / D)	15 / D	(25 / D)
					(10 / C)	10 / C	15 / C	10 / C	13 / C	10 / C	15 / C
					8 / B			(10 / B)	(12 / B)	(10 / B)	(12 / B)
					10 / C	(10 / C)				(10 / C)	(15 / C)
					14 / D	(14 / D)		(14 / D)	(18 / C)	(14 / D)	
					10 / C	(10 / C)		(10 / C)	(13 / B)	(10 / C)	
					(6 / A)			(6 / A)	(10 / A)		(10 / A)
	30 / F	36 / F				(33 / F)	50 / G	(33 / F)	(45 / F)	(33 / F)	50 / G
	22 / F	27 / F				(25 / F)	38 / G	(25 / F)	(32 / F)	(25 / F)	38 / G
					10 / B						
					6 / B						
					80 / G						
		80 / G		(63 / G)		(70 / G)	(105 / G)			(70 / G)	(105 / G)
		70 / F				(55 / F)	(80 / G)	55 / F	70 / F	(55 / F)	(80 / G)
					80 / G						
		(40 / E)		32 / E		(35 / E)	(55 / F)			(35 / E)	(55 / F)
		(50 / E)			(30 / E)	(45 / D)				(45 / D)	
				63 / F							
		40 / D		(32 / D)							
		35 / D						30 / D	40 / D		
		32 / D			(28 / D)	28 / D	(40 / E)	28 / D	36 / D	28 / D	(40 / E)
		25 / D			(23 / D)	23 / D	(32 / E)	23 / D	28 / D	23 / D	(32 / E)
	(25 / E)	(32 / E)	25 / E	(25 / E)							
	(16 / D)	(20 / D)	(16 / D)			(18 / D)	(26 / E)		22 / D	(18 / D)	(26 / E)

Bianca / Bright		
Finiture / Finish	Brunita / Black oxide	TiAlN / TiAlN
	TiN / TiN	Bronze

Legenda: / Key:

Vc = velocità taglio m/min
cutting speed m/min

f = avanzamento al giro
feed per revolution

n = rpm

E = emulsione / emulsion

A = aria / air

Oil = olio da taglio / cutting oil

$$n = \frac{Vc \cdot 1.000}{\pi \cdot d}$$
AVANZAMENTI AL GIRO / FEED PER REVOLUTION

Ø punta / Drill bit Ø mm	2,50	4,00	6,30	10,0	16,0	25,0	40,0	63,0
A	0,025	0,040	0,050	0,080	0,100	0,160	0,200	0,315
B	0,032	0,050	0,063	0,100	0,125	0,200	0,250	0,400
C	0,040	0,063	0,080	0,125	0,250	0,315	0,500	0,600
D	0,050	0,080	0,100	0,160	0,200	0,315	0,400	0,630
E	0,063	0,100	0,125	0,200	0,250	0,400	0,500	0,800
F	0,080	0,125	0,160	0,250	0,315	0,500	0,630	1,000
G	0,100	0,160	0,200	0,315	0,400	0,630	0,800	1,250
H	0,125	0,200	0,250	0,400	0,500	0,800	1,000	1,600

DIN 1869
DIN 1870
DIN 340
DIN 341
**Punte CM con fori lubrificazione
MT drill bit with coolant ducts**
DIN 341 assiale / axial
DIN 341 radiale / radial

Materiali / Materials	Tipologie di materiali (DIN EN ISO) Type of material (DIN EN ISO)	N/mm ²	HB [HRC]	Lubri/ref
Acciai comuni da costruzione Structural steel	S185; S235JR; S275JR; (St 33 - St 44) E295; E335; E360; (St 50 - St 70)	< 550 500 - 850	< 180 150 - 250	E E
Acciai alta velocità High speed steel	10S20; 11SMnCr30; 11SMn37 46S20; 60S20; 46SPb20	< 800 800 - 1.000	< 240 240 - 300	E E
Acciai da cementazione Case-hardening steel	C10; C15; C10E; C15E 15CrNi6; 38Cr4	< 750 750 - 950	< 220 220 - 280	E Oil / E
Acciai per trattamenti termici Steel for heat treatments	16MnCr5; 20MnCr5; 25MoCr4 C22; C35; C22E; C30E	950 - 1.200 < 700	280 - 350 < 200	Oil / E E
Acciai per lavorazioni a freddo Cold working steel	C45; C45E; C60; 50MnSi4 41Cr4; 37MnSi4; 42CrMo4	700 - 850 850 - 1.200	200 - 250 250 - 350	Oil / E Oil / E
Acciai per lavorazioni a caldo Hot working steel	102Cr6; 55NiCrMoV6 X91CrMoV18; X100CrMoV5-1	700 - 850 850 - 1.000	200 - 250 250 - 300	E Oil / E
Acciai per lavorazioni a caldo Hot working steel	29CrMoV9; X21Cr13 X45NiCrMo4; 28NiMo17	700 - 850 850 - 1.000	200 - 250 250 - 300	E Oil / E
Acciai nitrurati Nitrided steel	34CrAl6 31CrMoV9; 31CrMo12	600 - 800 800 - 1.200	180 - 240 240 - 350	E Oil / E
Acciai per molle / Spring steel	38Si6; 51MnV7; 67SiCr5	700 - 1.100	200 - 320	Oil / E
Acciai speciali e leghe Special steel and alloys	Hardox400; XAR400 Hardox500; XAR500; Weldox1100	< 1.250 < 1.550	< 370 < 450	Oil / E Oil / E
Acciai austenitici / Austenitic steel	X20Cr13; X5CrNi18-10; X6CrNiMoTi17-12-2	500 - 800	150 - 240	Oil
Acciai resistenti a calore Heat-resisting steel	X10CrSi6; X10CrAl7 X10CrAl18; X15CrNiSi20-12	450 - 700 500 - 800	130 - 200 150 - 240	Oil Oil
Acciai rinforzati / Reinforced steel			<[55]	Oil
Leghe speciali / Special alloys	Nimonic; Inconel; Monel; Hastelloy	< 1.200	< 350	Oil
Ghisa sferoidale, grafite e ghise temperate Ductile iron, graphite and hardened cast iron	GG10 - 25; GGG35 - 50; GTW35; GTS55		< 240	E / A
Ghise malleabili / Malleable cast iron	GG30 - 45; GGG60 - 70; GTW65; GTS70		< 300	E / A
Leghe di titanio Titanium alloys	Ti99,5; TiAl5Sn2,5; TiCu2 TiAl6Zr5; TiAl6V4; TiAl4Mo4Sn2,5	< 800 800 - 1.200	< 240 240 - 350	Oil Oil
Alluminio e leghe / Aluminum and alloys	Al99,5; AlMgSi1; AlMg1	< 400	< 120	E
Alluminio e leghe ≤10% Si Aluminum and alloys ≤10% Si	G-AlSi5; G-AlSi6Cu4	< 600	< 180	E
Alluminio e leghe >10% Si Aluminum and alloys >10% Si	G-AlSi12; G-AlSi12Cu	< 600	< 180	E
Alluminio malleabile / Malleable aluminum	AlMgSiPb; AlCuSiMg; AlCuMgPb; AlMg7	< 450	< 130	E
Rame / Copper	E-Cu; F-Cu; D-Cu; SE-Cu; SF-Cu; SD-Cu	< 400	< 120	E / A
Ottone in barre / Brass bars	CuZn33; CuZn36Pb3 (Ms65 - Ms90)	< 600	< 180	Oil / E
Ottone / Brass	CuZn39Pb2 (Ms58 - Ms63)	< 600	< 180	Oil / E
Bronzo in barre / Bronze bars	CuSn7ZnPb; CuPb5Sn5	< 600	< 180	Oil / E
Bronzo / Bronze	CuNi18Zn19Pb	600 - 850	180 - 250	Oil / E
Bronzo laminato / Laminated bronze	CuAl5; CuAl9Mn CuAl11Ni	< 800 800 - 1.200	< 240 240 - 300	Oil / E Oil / E
Termoplastici / Thermoplastic	PVC; Polyamid; Plexiglas; Novadur			E / A
Duroplastici / Duroplast	Bakelit; Pertinax; Resopal			A



HSS	HSS	HSCo 8	HSCo 8	HSS	HSS
N	TLS 500	TLS 1000S	TLS 1000S	N-KK	N-A
●	○	●	●	●	●

Elica destra
Right helix
Elica destra
Right helix
Esec destra
Right hand
Esec destra
Right hand
Esec destra
Right hand
Esec destra
Right hand

01.13 - 01.14 - 01.15
01.20 - 01.21

01.10 **01.41** **01.42**
01.22
01.57
01.58

Vc / f	Vc / f	Vc / f	Vc / f	Vc / f	Vc / f
28 / F	(28 / F)			(36 / F)	22 / E
22 / E				(28 / E)	18 / D
28 / F	(28 / F)			(36 / F)	22 / E
22 / E		24 / E	(35 / E)	28 / E	18 / D
28 / F	(28 / F)			36 / F	22 / E
		14 / D	22 / D	(17 / D)	
		10 / C	18 / C	(12 / C)	
28 / F		22 / E	30 / D	36 / E	22 / D
22 / E		14 / D	18 / C	30 / E	18 / D
		16 / D	(22 / D)	(15 / D)	
14 / D		8 / C	(15 / C)	18 / D	(12 / C)
		16 / D	(22 / D)	(10 / C)	
14 / D		8 / C	(15 / C)	18 / D	(12 / C)
		13 / D	(20 / D)	(10 / C)	
14 / D		8 / C	13 / C	(14 / D)	
		(6 / B)	(10 / B)	(10 / C)	
				(7 / B)	
		(8 / C)	(12 / C)		
		(12 / C)			
		(8 / C)			
			(8 / A)	(5 / A)	
(25 / F)		26 / F	45 / G	35 / F	20 / E
(20 / F)		22 / F	35 / G	(25 / F)	15 / E
				(10 / B)	
				(6 / B)	
	70 / G				
	(55 / G)	(60 / G)	(100 / G)		
		(50 / F)	(75 / G)		
	70 / G				
	(28 / E)	(30 / E)	(50 / F)		
		(38 / E)			
		(24 / D)	(35 / E)		
		20 / D	(30 / E)		
(22 / E)	(22 / E)				
(13 / D)		(16 / D)	(25 / E)		

Bianca / Bright		
Brunita / Black oxide		TiAlN
TiN		Bronze

Legenda: / Key:

Vc = velocità taglio m/min
cutting speed m/min

f = avanzamento al giro
feed per revolution

n = rpm

E = emulsione / emulsion

A = aria / air

Oil = olio da taglio / cutting oil

$$n = \frac{Vc \cdot 1.000}{\pi \cdot d}$$

AVANZAMENTI AL GIRO / FEED PER REVOLUTION

Ø punta / Drill bit Ø mm	2,50	4,00	6,30	10,0	16,0	25,0	40,0	63,0
A	0,025	0,040	0,050	0,080	0,100	0,160	0,200	0,315
B	0,032	0,050	0,063	0,100	0,125	0,200	0,250	0,400
C	0,040	0,063	0,080	0,125	0,250	0,315	0,500	0,600
D	0,050	0,080	0,100	0,160	0,200	0,315	0,400	0,630
E	0,063	0,100	0,125	0,200	0,250	0,400	0,500	0,800
F	0,080	0,125	0,160	0,250	0,315	0,500	0,630	1,000
G	0,100	0,160	0,200	0,315	0,400	0,630	0,800	1,250
H	0,125	0,200	0,250	0,400	0,500	0,800	1,000	1,600

DIN 8037

DIN 8041

DIN 6535

Materiali / Materials	Tipologie di materiali (DIN EN ISO) Type of material (DIN EN ISO)	N/mm ²	HB [HRC]	Lubri/ref
Acciai comuni da costruzione Structural steel	S185; S235JRH; S275JR; (St 33 - St 44) E295; E335; E360; (St 50 - St 70)	< 550 500 - 850	< 180 150 - 250	E E
Acciai alta velocità High speed steel	10S20; 11SMnPb30; 11SMn37 46S20; 60S20; 46SPb20	< 800 800 - 1.000	< 240 240 - 300	E E
Acciai da cementazione Case-hardening steel	C10; C15; C10E; C15E 15CrNi6; 38Cr4 16MnCr5; 20MnCr5; 25MoCr4	< 750 750 - 950 950 - 1.200	< 220 220 - 280 280 - 350	E Oil / E Oil / E
Acciai per trattamenti termici Steel for heat treatments	C22; C35; C22E; C30E C45; C45E; C60; 50MnSi4 41Cr4; 37MnSi4; 42CrMo4	< 700 700 - 850 850 - 1.200	< 200 200 - 250 250 - 350	E Oil / E Oil / E
Acciai per lavorazioni a freddo Cold working steel	102Cr6; 55NiCrMoV6 X91CrMoV18; X100CrMoV5-1	700 - 850 850 - 1.000	200 - 250 250 - 300	E Oil / E
Acciai per lavorazioni a caldo Hot working steel	29CrMoV9; X21Cr13 X45NiCrMo4; 28NiMo17	700 - 850 850 - 1.000	200 - 250 250 - 300	E Oil / E
Acciai nitrurati Nitrided steel	34CrAl6 31CrMoV9; 31CrMo12	600 - 800 800 - 1.200	180 - 240 240 - 350	E Oil / E
Acciai per molle / Spring steel	38Si6; 51MnV7; 67SiCr5	700 - 1.100	200 - 320	Oil / E
Acciai speciali e leghe Special steel and alloys	Hardox400; XAR400 Hardox500; XAR500; Weldox1100	< 1.250 < 1.550	< 370 < 450	Oil / E Oil / E
Acciai austenitici / Austenitic steel	X20Cr13; X5CrNi18-10; X6CrNiMoTi17-12-2	500 - 800	150 - 240	Oil
Acciai resistenti a calore Heat-resisting steel	X10CrSi6; X10CrAl7 X10CrAl18; X15CrNiSi20-12	450 - 700 500 - 800	130 - 200 150 - 240	Oil Oil
Acciai rinforzati / Reinforced steel			<[55]	Oil
Leghe speciali / Special alloys	Nimonic; Inconel; Monel; Hastelloy	< 1.200	< 350	Oil
Ghisa sferoidale, grafite e ghise temperate Ductile iron, graphite and hardened cast iron	GG10 - 25; GGG35 - 50; GTW35; GTS55		< 240	E / A
Ghise malleabili / Malleable cast iron	GG30 - 45; GGG60 - 70; GTW65; GTS70		< 300	E / A
Leghe di titanio Titanium alloys	Ti99,5; TiAl5Sn2,5; TiCu2 TiAl6Zr5; TiAl6V4; TiAl4Mo4Sn2,5	< 800 800 - 1.200	< 240 240 - 350	Oil Oil
Alluminio e leghe / Aluminum and alloys	Al99,5; AlMgSi1; AlMg1	< 400	< 120	E
Alluminio e leghe ≤10% Si Aluminum and alloys ≤10% Si	G-AlSi5; G-AlSi6Cu4	< 600	< 180	E
Alluminio e leghe >10% Si Aluminum and alloys >10% Si	G-AlSi12; G-AlSi12Cu	< 600	< 180	E
Alluminio malleabile / Malleable aluminum	AlMgSiPb; AlCuSiMg; AlCuMgPb; AlMg7	< 450	< 130	E
Rame / Copper	E-Cu; F-Cu; D-Cu; SE-Cu; SF-Cu; SD-Cu	< 400	< 120	E / A
Ottone in barre / Brass bars	CuZn33; CuZn36Pb3 (Ms65 - Ms90)	< 600	< 180	Oil / E
Ottone / Brass	CuZn39Pb2 (Ms58 - Ms63)	< 600	< 180	Oil / E
Bronzo in barre / Bronze bars	CuSn7ZnPb; CuPb5Sn5	< 600	< 180	Oil / E
Bronzo / Bronze	CuNi18Zn19Pb	600 - 850	180 - 250	Oil / E
Bronzo laminato / Laminated bronze	CuAl5; CuAl9Mn CuAl11Ni	< 800 800 - 1.200	< 240 240 - 300	Oil / E Oil / E
Termoplastici / Thermoplastic	PVC; Polyamid; Plexiglas; Novadur			E / A
Duroplastici / Duroplast	Bakelit; Pertinax; Resopal			A



	VHM	HM	HSCo	HSCo	HSCo	HSCo
	N	H	S-KK	S-KK	TLS 1000-KK	TLS 1000-KK
	○	○	○	●	●	●
Fori lubrificazione Coolant ducts	no	no				
Attacco cilindrico Straight shank		01.66				
Attacco conico Taper shank		01.67				
Attacco cilindrico Straight shank			01.68	01.69	01.76	01.75
Attacco cilindrico Straight shank	01.78					

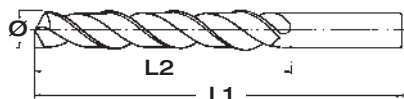
	Vc / f	Vc / f	Vc / f	Vc / f	Vc / f	Vc / f
	(80 / D)				(60 / F)	(65 / F)
	(70 / D)				(48 / F)	(52 / F)
	80 / E	(80 / D)			(60 / F)	(65 / F)
	70 / D	(70 / C)	(38 / F)	(48 / F)	(48 / F)	(52 / F)
	(80 / E)				(60 / F)	(65 / F)
	(60 / D)		(16 / D)	(20 / D)	28 / E	30 / E
	(80 / D)				20 / D	22 / D
	(70 / D)				(60 / F)	(65 / F)
	(50 / D)		(20 / D)	(25 / D)	(48 / F)	(48 / F)
	(70 / C)		(25 / E)	(30 / E)	25 / D	25 / D
	(50 / C)		15 / D	18 / D	(30 / E)	(30 / E)
	(70 / C)		(25 / E)	(30 / E)	18 / D	18 / D
	(50 / C)		15 / D	18 / D	(30 / E)	(30 / E)
	(70 / C)		20 / E	25 / E	18 / D	18 / D
	(50 / C)		15 / D	20 / D	25 / E	25 / E
	(25 / B)	25 / B	12 / C	15 / C	18 / D	20 / D
					15 / C	15 / C
	25 / C		15 / D	20 / D	(20 / D)	(20 / D)
	25 / C		20 / D	25 / D	(20 / D)	
	25 / C		15 / C	20 / C	(18 / D)	
	(10 / B)	(10 / B)			(5 / C)	(5 / C)
	(15 / B)		(10 / B)	(12 / B)	12 / B	12 / B
	80 / D	(80 / D)			(55 / G)	60 / G
	70 / D	(70 / D)			42 / G	50 / G
	(20 / C)		13 / C	18 / C	(18 / C)	
	(15 / B)		8 / C	12 / C	12 / C	
	200 / G					
	150 / F				(120 / G)	(120 / G)
	120 / F				(95 / H)	(95 / H)
	200 / G					
	80 / E				(60 / F)	(60 / F)
	(180 / E)	(180 / E)	(60 / F)	(75 / F)	(75 / F)	
	(180 / E)	(180 / E)				
	(120 / E)					
	(120 / E)		(40 / E)	(50 / E)	(52 / E)	
	(70 / D)		(40 / E)	(50 / E)	(48 / E)	(48 / E)
	(50 / C)		30 / E	38 / E	38 / E	(38 / E)
					(48 / F)	
						(30 / F)

PUNTE ELICOIDALI CILINDRICHE DIN 338 STRAIGHT SHANK TWIST DRILL BITS DIN 338

PUNTE ELICOIDALI CILINDRICHE / STRAIGHT SHANK TWIST DRILL BITS

ART. 01.E1

HSS profilo rettificato **DIN 338. Serie corta.** Finitura: **bronze.** Angolo tagliente **118°.** Affilatura: **tipo N.** Elica **destra.**
HSS ground **DIN 338. Short series.** Coating: **bronze.** Point angle: **118°.** Point thinning: **N.** Right helix.



CODE	00100	00110	00120	00130	00140	00150	00160	00170	00180	00190	00200	00210
Ø mm	1,00	1,10	1,20	1,30	1,40	1,50	1,60	1,70	1,80	1,90	2,00	2,10
L1 mm	34	36	38	38	40	40	43	43	46	46	49	49
L2 mm	12	14	16	16	18	18	20	20	22	22	24	24
CODE	00220	00225*	00230	00240	00250	00260	00270	00275*	00280	00290	00300	00310
Ø mm	2,20	2,25	2,30	2,40	2,50	2,60	2,70	2,75	2,80	2,90	3,00	3,10
L1 mm	53	53	53	57	57	57	61	61	61	61	61	65
L2 mm	27	27	27	30	30	30	33	33	33	33	33	36
CODE	00320	00325*	00330	00340	00350	00360	00370	00375*	00380	00390	00400	00410
Ø mm	3,20	3,25	3,30	3,40	3,50	3,60	3,70	3,75	3,80	3,90	4,00	4,10
L1 mm	65	65	65	70	70	70	70	70	75	75	75	75
L2 mm	36	36	36	39	39	39	39	39	43	43	43	43
CODE	00420	00425*	00430	00440	00450	00460	00470	00475*	00480	00490	00500	00510
Ø mm	4,20	4,25	4,30	4,40	4,50	4,60	4,70	4,75	4,80	4,90	5,00	5,10
L1 mm	75	75	80	80	80	80	80	80	86	86	86	86
L2 mm	43	43	47	47	47	47	47	47	52	52	52	52
CODE	00520	00525*	00530	00540	00550	00560	00570	00575*	00580	00590	00600	00610
Ø mm	5,20	5,25	5,30	5,40	5,50	5,60	5,70	5,75	5,80	5,90	6,00	6,10
L1 mm	86	86	86	93	93	93	93	93	93	93	93	101
L2 mm	52	52	52	57	57	57	57	57	57	57	57	63
CODE	00620	00625*	00630	00640	00650	00660	00670	00675*	00680	00690	00700	00710
Ø mm	6,20	6,25	6,30	6,40	6,50	6,60	6,70	6,75	6,80	6,90	7,00	7,10
L1 mm	101	101	101	101	101	101	101	109	109	109	109	109
L2 mm	63	63	63	63	63	63	63	69	69	69	69	69
CODE	00720	00725*	00730	00740	00750	00760	00770	00775*	00780	00790	00800	00810
Ø mm	7,20	7,25	7,30	7,40	7,50	7,60	7,70	7,75	7,80	7,90	8,00	8,10
L1 mm	109	109	109	109	109	117	117	117	117	117	117	117
L2 mm	69	69	69	69	69	75	75	75	75	75	75	75
CODE	00820	00825*	00830	00840	00850	00860	00870	00875*	00880	00890	00900	00910
Ø mm	8,20	8,25	8,30	8,40	8,50	8,60	8,70	8,75	8,80	8,90	9,00	9,10
L1 mm	117	117	117	117	117	125	125	125	125	125	125	125
L2 mm	75	75	75	75	75	81	81	81	81	81	81	81
CODE	00920	00925*	00930	00940	00950	00960	00970	00975*	00980	00990	01000	01050
Ø mm	9,20	9,25	9,30	9,40	9,50	9,60	9,70	9,75	9,80	9,90	10,00	10,50
L1 mm	125	125	125	125	125	133	133	133	133	133	133	133
L2 mm	81	81	81	81	81	87	87	87	87	87	87	87
CODE	01075*	01100	01150	01200	01225*	01250	01275*	01300	01350	01400	01425*	01450
Ø mm	10,75	11,00	11,50	12,00	12,25	12,50	12,75	13,00	13,50	14,00	14,25	14,50
L1 mm	142	142	142	151	151	151	151	151	160	160	169	169
L2 mm	94	94	94	101	101	101	101	101	108	108	114	114
CODE	01500	01525*	01550	01575*	01600	01650	01700	01750	01800	01850	01900	01950
Ø mm	15,00	15,25	15,50	15,75	16,00	16,50	17,00	17,50	18,00	18,50	19,00	19,50
L1 mm	169	178	178	178	178	187	187	196	196	205	205	214
L2 mm	114	120	120	120	120	125	125	130	130	135	135	140
CODE	02000											
Ø mm	20,00											
L1 mm	214											
L2 mm	140											

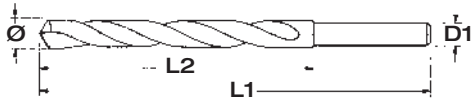
* Prodotti ad esaurimento in alternativa consultare il catalogo BOHRCRAFT
* While stocks last, for alternative products see the BOHRCRAFT catalogue

PUNTE ELICOIDALI CILINDRICHE DIN 338 STRAIGHT SHANK TWIST DRILL BITS DIN 338

PUNTE ELICOIDALI CILINDRICHE CODOLO RIDOTTO STRAIGHT SHANK TWIST DRILL BITS WITH REDUCED SHANK

ART. 01.R1

HSS profilo rettificato **DIN 338. Serie corta.** Finitura: **bronze.** Angolo tagliente **118°.** D1: **Ø 10 mm.** Affilatura: **tipo N.** Elica **destra.**
HSS ground DIN 338. Short series. Coating: **bronze.** Point angle: **118°.** D1: **Ø 10 mm.** Point thinning: **N.** **Right** helix.

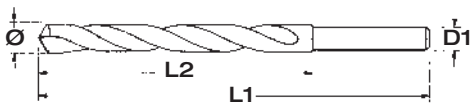


CODE	01050	01100	01150	01200	01250	01300	01350	01400	01450	01500
Ø mm	10,50	11,00	11,50	12,00	12,50	13,00	13,50	14,00	14,50	15,00
L1 mm	133	142	142	151	151	151	160	160	169	169
L2 mm	87	94	94	101	101	101	108	108	114	114
CODE	01550	01600	01650	01700	01750	01800	01850	01900	01950	02000
Ø mm	15,50	16,00	16,50	17,00	17,50	18,00	18,50	19,00	19,50	20,00
L1 mm	178	178	187	187	196	196	205	205	214	214
L2 mm	120	120	125	125	130	130	135	135	140	140

PUNTE ELICOIDALI CILINDRICHE CODOLO RIDOTTO STRAIGHT SHANK TWIST DRILL BITS WITH REDUCED SHANK

ART. 01.R3

HSS profilo rettificato **DIN 338. Serie corta.** Finitura: **bronze.** Angolo tagliente **118°.** D1: **Ø 13 mm.** Affilatura: **tipo N.** Elica **destra.**
HSS ground DIN 338. Short series. Coating: **bronze.** Point angle: **118°.** D1: **Ø 13 mm.** Point thinning: **N.** **Right** helix.



CODE	01350	01400	01450	01500	01550	01600	01650	01700	01750	01800
Ø mm	13,50	14,00	14,50	15,00	15,50	16,00	16,50	17,00	17,50	18,00
L1 mm	160	160	169	169	178	178	187	187	196	196
L2 mm	108	108	114	114	120	120	125	125	130	130
CODE	01850	01900	01950	02000						
Ø mm	18,50	19,00	19,50	20,00						
L1 mm	205	205	214	214						
L2 mm	135	135	140	140						

* Prodotti ad esaurimento in alternativa consultare il catalogo BOHRCRAFT
 * While stocks last, for alternative products see the BOHRCRAFT catalogue

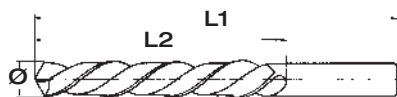
**PUNTE ELICOIDALI CILINDRICHE DIN 338
STRAIGHT SHANK TWIST DRILL BITS DIN 338**

PUNTE ELICOIDALI CILINDRICHE / STRAIGHT SHANK TWIST DRILL BITS

ART. 01.02

HSS esecuzione molata **DIN 338. Serie corta.** Finitura: **brunita nera.** Angolo tagliente **118°.** Affilatura: **tipo N-A.** Elica **sinistra.** Tolleranza Ø: **h8.** Tolleranza codolo: **f11.**

HSS ground **DIN 338. Short series.** Coating: **black oxide.** Point angle: **118°.** Point thinning: **N-A.** Left helix. Ø tolerance: **h8.** Shank tolerance: **f11.**



CODE	00110	00120	00130	00140	00150	00160	00180	00190	00200	00210	00220	00230
Ø mm	1,10	1,20	1,30	1,40	1,50	1,60	1,80	1,90	2,00	2,10	2,20	2,30
L1 mm	36	38	38	40	40	43	46	46	49	49	53	53
L2 mm	14	16	16	18	18	20	22	22	24	24	27	27
CODE	00240	00250	00260	00270	00280	00290	00300	00310	00320	00330	00340	00350
Ø mm	2,40	2,50	2,60	2,70	2,80	2,90	3,00	3,10	3,20	3,30	3,40	3,50
L1 mm	57	57	57	61	61	61	61	65	65	65	70	70
L2 mm	30	30	30	33	33	33	33	36	36	36	39	39
CODE	00360	00370	00380	00390	00400	00410	00420	00430	00440	00450	00470	00480
Ø mm	3,60	3,70	3,80	3,90	4,00	4,10	4,20	4,30	4,40	4,50	4,70	4,80
L1 mm	70	70	75	75	75	75	75	80	80	80	80	86
L2 mm	39	39	43	43	43	43	43	47	47	47	47	52
CODE	00490	00500	00520	00530*	00540*	00550	00560*	00570*	00580*	00590*	00600	00610
Ø mm	4,90	5,00	5,20	5,30	5,40	5,50	5,60	5,70	5,80	5,90	6,00	6,10
L1 mm	86	86	86	86	93	93	93	93	93	93	93	101
L2 mm	52	52	52	52	57	57	57	57	57	57	57	63
CODE	00620	00630*	00640	00650	00660*	00670*	00680	00690*	00700	00720*	00730*	00740*
Ø mm	6,20	6,30	6,40	6,50	6,60	6,70	6,80	6,90	7,00	7,20	7,30	7,40
L1 mm	101	101	101	101	101	101	109	109	109	109	109	109
L2 mm	63	63	63	63	63	63	69	69	69	69	69	69
CODE	00750	00760*	00770*	00780*	00790*	00800	00810*	00820*	00830*	00840*	00850	00860*
Ø mm	7,50	7,60	7,70	7,80	7,90	8,00	8,10	8,20	8,30	8,40	8,50	8,60
L1 mm	109	117	117	117	117	117	117	117	117	117	117	125
L2 mm	69	75	75	75	75	75	75	75	75	75	75	81
CODE	00880*	00890*	00900	00910*	00920*	00930*	00940*	00950	00960*	00970*	00980*	00990*
Ø mm	8,80	8,90	9,00	9,10	9,20	9,30	9,40	9,50	9,60	9,70	9,80	9,90
L1 mm	125	125	125	125	125	125	125	125	133	133	133	133
L2 mm	81	81	81	81	81	81	81	81	87	87	87	87
CODE	01000	01050	01100	01150	01200	01250	01300					
Ø mm	10,00	10,50	11,00	11,50	12,00	12,50	13,00					
L1 mm	133	133	142	142	151	151	151					
L2 mm	87	87	94	94	101	101	101					

* Prodotti ad esaurimento in alternativa consultare il catalogo BOHRCRAFT
* While stocks last, for alternative products see the BOHRCRAFT catalogue

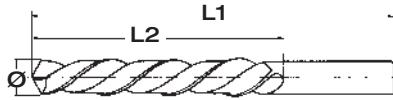
PUNTE ELICOIDALI CILINDRICHE DIN 338 STRAIGHT SHANK TWIST DRILL BITS DIN 338

PUNTE ELICOIDALI CILINDRICHE / STRAIGHT SHANK TWIST DRILL BITS

ART. 01.03

HSS esecuzione molata **DIN 338. Serie corta.** Finitura: **brunita nera.** Angolo tagliente **118°.** Affilatura: **tipo N-A.** Elica **destra.** Tolleranza Ø: **h8.** Tolleranza codolo: **f11.**

HSS ground **DIN 338. Short series.** Coating: **black oxide.** Point angle: **118°.** Point thinning: **N-A.** Right helix. Ø tolerance: **h8.** Shank tolerance: **f11.**



CODE	00030	00035	00040	00045	00050	00055	00060	00065	00070	00075	00080	00085
Ø mm	0,30	0,35	0,40	0,45	0,50	0,55	0,60	0,65	0,70	0,75	0,80	0,85
L1 mm	19	19	20	20	22	24	24	26	28	28	30	30
L2 mm	3	4	5	5	6	7	7	8	9	9	10	10
CODE	00090	00095	00100	00105	00110	00115	00120	00125	00130	00135	00140	00145
Ø mm	0,90	0,95	1,00	1,05	1,10	1,15	1,20	1,25	1,30	1,35	1,40	1,45
L1 mm	32	32	34	36	36	38	38	38	40	40	40	43
L2 mm	11	11	12	14	14	16	16	16	18	18	18	20
CODE	00150	00155	00160	00165	00170*	00175*	00180	00185	00190	00195	00200	00210
Ø mm	1,50	1,55	1,60	1,65	1,70	1,75	1,80	1,85	1,90	1,95	2,00	2,10
L1 mm	43	43	46	46	46	46	46	46	46	49	49	49
L2 mm	20	20	22	22	22	22	22	22	22	24	24	24
CODE	00220	00225*	00230	00240	00250	00260	00270	00275*	00280	00290	00300	00310
Ø mm	2,20	2,25	2,30	2,40	2,50	2,60	2,70	2,75	2,80	2,90	3,00	3,10
L1 mm	49	53	53	57	57	57	61	61	61	61	61	65
L2 mm	24	27	27	30	30	30	33	33	33	33	33	36
CODE	00320	00325*	00330	00340	00350	00360	00370	00375*	00380	00390	00400	00410
Ø mm	3,20	3,25	3,30	3,40	3,50	3,60	3,70	3,75	3,80	3,90	4,00	4,10
L1 mm	65	65	65	70	70	70	70	70	75	75	75	75
L2 mm	36	36	36	39	39	39	39	39	43	43	43	43
CODE	00420	00425	00430	00440	00450	00460	00470	00475*	00480	00490	00500	00510
Ø mm	4,20	4,25	4,30	4,40	4,50	4,60	4,70	4,75	4,80	4,90	5,00	5,10
L1 mm	75	75	80	80	80	80	80	80	86	86	86	86
L2 mm	43	43	47	47	47	47	47	47	52	52	52	52
CODE	00520	00525*	00530	00540	00550	00560	00570	00575*	00580	00590	00600	00610
Ø mm	5,20	5,25	5,30	5,40	5,50	5,60	5,70	5,75	5,80	5,90	6,00	6,10
L1 mm	86	86	86	93	93	93	93	93	93	93	93	101
L2 mm	52	52	52	57	57	57	57	57	57	57	57	63
CODE	00620	00625*	00630	00640	00650	00660	00670	00675*	00680	00690	00700	00710
Ø mm	6,20	6,25	6,30	6,40	6,50	6,60	6,70	6,75	6,80	6,90	7,00	7,10
L1 mm	101	101	101	101	101	101	101	109	109	109	109	109
L2 mm	63	63	63	63	63	63	63	69	69	69	69	69
CODE	00720	00725*	00730	00740	00750	00760	00770	00775*	00780	00790	00800	00810
Ø mm	7,20	7,25	7,30	7,40	7,50	7,60	7,70	7,75	7,80	7,90	8,00	8,10
L1 mm	109	109	109	109	109	117	117	117	117	117	117	117
L2 mm	69	69	69	69	69	75	75	75	75	75	75	75
CODE	00820	00825*	00830	00840	00850	00860	00870	00880	00890	00900	00910	00920
Ø mm	8,20	8,25	8,30	8,40	8,50	8,60	8,70	8,80	8,90	9,00	9,10	9,20
L1 mm	117	117	117	117	117	125	125	125	125	125	125	125
L2 mm	75	75	75	75	75	81	81	81	81	81	81	81
CODE	00925	00930	00940	00950	00960	00970	00975*	00980	00990	01000	01020	01050
Ø mm	9,25	9,30	9,40	9,50	9,60	9,70	9,75	9,80	9,90	10,00	10,20	10,50
L1 mm	125	125	125	125	133	133	133	133	133	133	133	133
L2 mm	81	81	81	81	87	87	87	87	87	87	87	87
CODE	01100	01150	01200	01250	01300							
Ø mm	11,00	11,50	12,00	12,50	13,00							
L1 mm	142	142	151	151	151							
L2 mm	94	94	101	101	101							

* Prodotti ad esaurimento in alternativa consultare il catalogo BOHRCRAFT
* While stocks last, for alternative products see the BOHRCRAFT catalogue

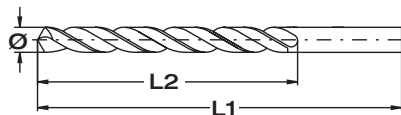
PUNTE ELICOIDALI CILINDRICHE DIN 338
STRAIGHT SHANK TWIST DRILL BITS DIN 338

PUNTE ELICOIDALI CILINDRICHE / STRAIGHT SHANK TWIST DRILL BITS

ART. 01.04

HSCo-8 esecuzione molata **DIN 338**. Serie corta. Finitura: **bronze**. Angolo tagliente **135°**. Affilatura: tipo **N-HD**. Elica **destra**. Tolleranza Ø: **h8**. Tolleranza codolo: **f11**.

HSCo-8 ground **DIN 338**. **Short series**. Coating: **bronze**. Point angle: **135°**. Point thinning: **N-HD**. **Right** helix. Ø tolerance: **h8**. Shank tolerance: **f11**.



CODE	00100	00110	00120	00130	00140	00150	00160	00170	00180	00190	00200
Ø mm	1,00	1,10	1,20	1,30	1,40	1,50	1,60	1,70	1,80	1,90	2,00
L1 mm	34	36	38	38	40	40	43	43	46	46	49
L2 mm	12	14	16	16	18	18	20	20	22	22	24
CODE	00210	00220	00230	00240	00250	00260	00270	00280	00290	00300	00310
Ø mm	2,10	2,20	2,30	2,40	2,50	2,60	2,70	2,80	2,90	3,00	3,10
L1 mm	49	53	53	57	57	57	61	61	61	61	65
L2 mm	24	27	27	30	30	30	33	33	33	33	36
CODE	00320	00330	00340	00350	00360	00370	00380	00390	00400	00410	00420
Ø mm	3,20	3,30	3,40	3,50	3,60	3,70	3,80	3,90	4,00	4,10	4,20
L1 mm	65	65	70	70	70	70	75	75	75	75	75
L2 mm	36	36	39	39	39	39	43	43	43	43	43
CODE	00430	00440	00450	00460	00470	00480	00490	00500	00510	00520	00530
Ø mm	4,30	4,40	4,50	4,60	4,70	4,80	4,90	5,00	5,10	5,20	5,30
L1 mm	80	80	80	80	80	86	86	86	86	86	86
L2 mm	47	47	47	47	47	52	52	52	52	52	52
CODE	00540	00550	00560	00570	00580	00590	00600	00610	00620	00630	00640
Ø mm	5,40	5,50	5,60	5,70	5,80	5,90	6,00	6,10	6,20	6,30	6,40
L1 mm	93	93	93	93	93	93	93	101	101	101	101
L2 mm	57	57	57	57	57	57	57	63	63	63	63
CODE	00650	00660	00670	00680	00690	00700	00710	00720	00730	00740	00750
Ø mm	6,50	6,60	6,70	6,80	6,90	7,00	7,10	7,20	7,30	7,40	7,50
L1 mm	101	101	101	109	109	109	109	109	109	109	109
L2 mm	63	63	63	69	69	69	69	69	69	69	69
CODE	00760	00770	00780	00790	00800	00810	00820	00830	00840	00850	00860
Ø mm	7,60	7,70	7,80	7,90	8,00	8,10	8,20	8,30	8,40	8,50	8,60
L1 mm	117	117	117	117	117	117	117	117	117	117	125
L2 mm	75	75	75	75	75	75	75	75	75	75	81
CODE	00870	00880	00890	00900	00910	00920	00930	00940	00950	00960	00970
Ø mm	8,70	8,80	8,90	9,00	9,10	9,20	9,30	9,40	9,50	9,60	9,70
L1 mm	125	125	125	125	125	125	125	125	125	133	133
L2 mm	81	81	81	81	81	81	81	81	81	87	87
CODE	00980	00990	01000	01050	01100	01150	01200	01250	01300		
Ø mm	9,80	9,90	10,00	10,50	11,00	11,50	12,00	12,50	13,00		
L1 mm	133	133	133	133	142	142	151	151	151		
L2 mm	87	87	87	87	94	94	101	101	101		

* Prodotti ad esaurimento in alternativa consultare il catalogo BOHRCRAFT
* While stocks last, for alternative products see the BOHRCRAFT catalogue

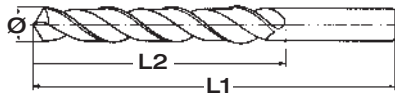
PUNTE ELICOIDALI CILINDRICHE DIN 338 STRAIGHT SHANK TWIST DRILL BITS DIN 338

PUNTE ELICOIDALI CILINDRICHE / STRAIGHT SHANK TWIST DRILL BITS

ART. 01.05

HSS esecuzione molata DIN 338. Serie corta. Finitura: TiN. Angolo tagliente 118°. Affilatura: tipo N. Elica destra. Tolleranza Ø: h8. Tolleranza codolo: f11.

HSS ground DIN 338. Short series. Coating: TiN. Point angle: 118°. Point thinning: N. Right helix. Ø tolerance: h8. Shank tolerance: f11.



CODE	00100	00110	00120	00130	00140	00150	00160	00170	00180	00190	00200
Ø mm	1,00	1,10	1,20	1,30	1,40	1,50	1,60	1,70	1,80	1,90	2,00
L1 mm	34	36	38	38	40	40	43	43	46	46	49
L2 mm	12	14	16	16	18	18	20	20	22	22	24
CODE	00210	00220	00230	00240	00250	00260	00270	00280	00290	00300	00310
Ø mm	2,10	2,20	2,30	2,40	2,50	2,60	2,70	2,80	2,90	3,00	3,10
L1 mm	49	53	53	57	57	57	61	61	61	61	65
L2 mm	24	27	27	30	30	30	33	33	33	33	36
CODE	00320	00330	00340	00350	00360	00370	00380	00390	00400	00410	00420
Ø mm	3,20	3,30	3,40	3,50	3,60	3,70	3,80	3,90	4,00	4,10	4,20
L1 mm	65	65	70	70	70	70	75	75	75	75	75
L2 mm	36	36	39	39	39	39	43	43	43	43	43
CODE	00430	00440	00450	00460	00470	00480	00490	00500	00510	00520	00530
Ø mm	4,30	4,40	4,50	4,60	4,70	4,80	4,90	5,00	5,10	5,20	5,30
L1 mm	80	80	80	80	80	86	86	86	86	86	86
L2 mm	47	47	47	47	47	52	52	52	52	52	52
CODE	00540	00550	00560	00570	00580	00590	00600	00610	00620	00630	00640
Ø mm	5,40	5,50	5,60	5,70	5,80	5,90	6,00	6,10	6,20	6,30	6,40
L1 mm	93	93	93	93	93	93	93	101	101	101	101
L2 mm	57	57	57	57	57	57	57	63	63	63	63
CODE	00650	00660	00670	00680	00690	00700	00710	00720	00730	00740	00750
Ø mm	6,50	6,60	6,70	6,80	6,90	7,00	7,10	7,20	7,30	7,40	7,50
L1 mm	101	101	101	109	109	109	109	109	109	109	109
L2 mm	63	63	63	69	69	69	69	69	69	69	69
CODE	00760	00770	00780	00790	00800	00810	00820	00830	00840	00850	00860
Ø mm	7,60	7,70	7,80	7,90	8,00	8,10	8,20	8,30	8,40	8,50	8,60
L1 mm	117	117	117	117	117	117	117	117	117	117	125
L2 mm	75	75	75	75	75	75	75	75	75	75	81
CODE	00870	00880	00890	00900	00910	00920	00930	00940	00950	00960	00970
Ø mm	8,70	8,80	8,90	9,00	9,10	9,20	9,30	9,40	9,50	9,60	9,70
L1 mm	125	125	125	125	125	125	125	125	125	133	133
L2 mm	81	81	81	81	81	81	81	81	81	87	87
CODE	00980	00990	01000	01050	01100	01150	01200	01250	01300		
Ø mm	9,80	9,90	10,00	10,50	11,00	11,50	12,00	12,50	13,00		
L1 mm	133	133	133	133	142	142	151	151	151		
L2 mm	87	87	87	87	94	94	101	101	101		

* Prodotti ad esaurimento in alternativa consultare il catalogo BOHRCRAFT
* While stocks last, for alternative products see the BOHRCRAFT catalogue

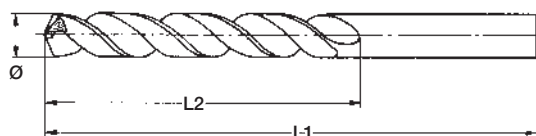
PUNTE ELICOIDALI CILINDRICHE DIN 338
STRAIGHT SHANK TWIST DRILL BITS DIN 338

PUNTE ELICOIDALI CILINDRICHE / STRAIGHT SHANK TWIST DRILL BITS

ART. 01.T6

HSS esecuzione molata **DIN 338. Serie corta.** Finitura: **bianca, rivestita parzialmente al TiN.** Angolo tagliente **130°.** Affilatura: **tipo C. Elica destra.** Tolleranza Ø: **h8.** Tolleranza codolo: **f11.**

HSS ground DIN 338. Short series. Coating: **bright, partial TiN coating.** Point angle: **130°.** Point thinning: **C.** **Right helix.** Ø tolerance: **h8.** Shank tolerance: **f11.**



CODE	00100	00150	00200	00210	00220	00230	00240	00250	00260	00270	00280
Ø mm	1,00	1,50	2,00	2,10	2,20	2,30	2,40	2,50	2,60	2,70	2,80
L1 mm	34	40	49	49	53	53	57	57	57	61	61
L2 mm	12	18	24	24	27	27	30	30	30	33	33
CODE	00290	00300	00310	00320	00330	00340	00350	00360	00370	00380	00390
Ø mm	2,90	3,00	3,10	3,20	3,30	3,40	3,50	3,60	3,70	3,80	3,90
L1 mm	61	61	65	65	65	70	70	70	70	75	75
L2 mm	33	33	36	36	36	39	39	39	39	43	43
CODE	00400	00410	00420	00430	00440	00450	00460	00470	00480	00490	00500
Ø mm	4,00	4,10	4,20	4,30	4,40	4,50	4,60	4,70	4,80	4,90	5,00
L1 mm	75	75	75	80	80	80	80	80	86	86	86
L2 mm	43	43	43	47	47	47	47	47	52	52	52
CODE	00510	00520	00530	00540	00550	00560	00570	00580	00590	00600	00610
Ø mm	5,10	5,20	5,30	5,40	5,50	5,60	5,70	5,80	5,90	6,00	6,10
L1 mm	86	86	86	93	93	93	93	93	93	93	101
L2 mm	52	52	52	57	57	57	57	57	57	57	63
CODE	00620	00630	00640	00650	00660	00670	00680	00690	00700	00710	00720
Ø mm	6,20	6,30	6,40	6,50	6,60	6,70	6,80	6,90	7,00	7,10	7,20
L1 mm	101	101	101	101	101	101	109	109	109	109	109
L2 mm	63	63	63	63	63	63	69	69	69	69	69
CODE	00730	00740	00750	00760	00770	00780	00790	00800	00810	00820	00830
Ø mm	7,30	7,40	7,50	7,60	7,70	7,80	7,90	8,00	8,10	8,20	8,30
L1 mm	109	109	109	117	117	117	117	117	117	117	117
L2 mm	69	69	69	75	75	75	75	75	75	75	75
CODE	00840	00850	00860	00870	00880	00890	00900	00910	00920	00930	00940
Ø mm	8,40	8,50	8,60	8,70	8,80	8,90	9,00	9,10	9,20	9,30	9,40
L1 mm	117	117	125	125	125	125	125	125	125	125	125
L2 mm	75	75	81	81	81	81	81	81	81	81	81
CODE	00950	00960	00970	00980	00990	01000	01010	01020	01030	01050	01060
Ø mm	9,50	9,60	9,70	9,80	9,90	10,00	10,10	10,20	10,30	10,50	10,60
L1 mm	125	133	133	133	133	133	133	133	133	133	133
L2 mm	81	87	87	87	87	87	87	87	87	87	87
CODE	01080	01100	01110	01120	01150	01200	01210	01230	01250	01300	
Ø mm	10,80	11,00	11,10	11,20	11,50	12,00	12,10	12,30	12,50	13,00	
L1 mm	142	142	142	142	142	151	151	151	151	151	
L2 mm	94	94	94	94	94	101	101	101	101	101	

* Prodotti ad esaurimento in alternativa consultare il catalogo BOHRCRAFT
* While stocks last, for alternative products see the BOHRCRAFT catalogue

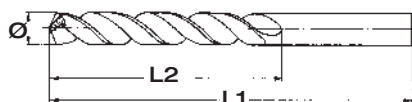
PUNTE ELICOIDALI CILINDRICHE DIN 338 STRAIGHT SHANK TWIST DRILL BITS DIN 338

PUNTE ELICOIDALI CILINDRICHE / STRAIGHT SHANK TWIST DRILL BITS

ART. 01.06

HSCo esecuzione molata **DIN 338**. Serie corta. Finitura: **bianca**. Angolo tagliente **130°**. Affilatura: **tipo S**. Elica **destra**. Tolleranza Ø: **h8**. Tolleranza codolo: **f11**.

HSCo ground **DIN 338**. **Short series**. Coating: **bright**. Point angle: **130°**. Point thinning: **S**. **Right helix**. Ø tolerance: **h8**. Shank tolerance: **f11**.



CODE	00100	00110	00120	00130	00140	00150	00160	00170	00180	00190	00200	00210
Ø mm	1,00	1,10	1,20	1,30	1,40	1,50	1,60	1,70	1,80	1,90	2,00	2,10
L1 mm	34	36	38	38	40	40	43	43	46	46	49	49
L2 mm	12	14	16	16	18	18	20	20	22	22	24	24
CODE	00220	00225*	00230	00240	00250	00260	00270	00275*	00280	00290	00300	00310
Ø mm	2,20	2,25	2,30	2,40	2,50	2,60	2,70	2,75	2,80	2,90	3,00	3,10
L1 mm	53	53	53	57	57	57	61	61	61	61	61	65
L2 mm	27	27	27	30	30	30	33	33	33	33	33	36
CODE	00320	00325*	00330	00340	00350	00360	00370	00375*	00380	00390	00400	00410
Ø mm	3,20	3,25	3,30	3,40	3,50	3,60	3,70	3,75	3,80	3,90	4,00	4,10
L1 mm	65	65	65	70	70	70	70	70	75	75	75	75
L2 mm	36	36	36	39	39	39	39	39	43	43	43	43
CODE	00420	00425*	00430	00440	00450	00460	00470	00475*	00480	00490	00500	00510
Ø mm	4,20	4,25	4,30	4,40	4,50	4,60	4,70	4,75	4,80	4,90	5,00	5,10
L1 mm	75	75	80	80	80	80	80	80	86	86	86	86
L2 mm	43	43	47	47	47	47	47	47	52	52	52	52
CODE	00520	00525	00530	00540	00550	00560	00570	00575*	00580	00590	00600	00610
Ø mm	5,20	5,25	5,30	5,40	5,50	5,60	5,70	5,75	5,80	5,90	6,00	6,10
L1 mm	86	86	86	93	93	93	93	93	93	93	93	101
L2 mm	52	52	52	57	57	57	57	57	57	57	57	63
CODE	00620	00625	00630	00640	00650	00660	00670	00680	00690	00700	00710	00720
Ø mm	6,20	6,25	6,30	6,40	6,50	6,60	6,70	6,80	6,90	7,00	7,10	7,20
L1 mm	101	101	101	101	101	101	101	109	109	109	109	109
L2 mm	63	63	63	63	63	63	63	69	69	69	69	69
CODE	00730	00740	00750	00760	00770	00775*	00780	00790	00800	00810	00820	00830
Ø mm	7,30	7,40	7,50	7,60	7,70	7,75	7,80	7,90	8,00	8,10	8,20	8,30
L1 mm	109	109	109	117	117	117	117	117	117	117	117	117
L2 mm	69	69	69	75	75	75	75	75	75	75	75	75
CODE	00840	00850	00860	00870	00880	00890	00900	00910	00920	00925	00930	00940
Ø mm	8,40	8,50	8,60	8,70	8,80	8,90	9,00	9,10	9,20	9,25	9,30	9,40
L1 mm	117	117	125	125	125	125	125	125	125	125	125	125
L2 mm	75	75	81	81	81	81	81	81	81	81	81	81
CODE	00950	00960	00970	00975	00980	00990	01000	01050	01100	01150	01200	01250
Ø mm	9,50	9,60	9,70	9,75	9,80	9,90	10,00	10,50	11,00	11,50	12,00	12,50
L1 mm	125	133	133	133	133	133	133	133	142	142	151	151
L2 mm	81	87	87	87	87	87	87	87	94	94	101	101
CODE	01300											
Ø mm	13,00											
L1 mm	151											
L2 mm	101											

* Prodotti ad esaurimento in alternativa consultare il catalogo BOHRCRAFT
* While stocks last, for alternative products see the BOHRCRAFT catalogue

PUNTE ELICOIDALI CILINDRICHE DIN 338
STRAIGHT SHANK TWIST DRILL BITS DIN 338

PUNTE ELICOIDALI CILINDRICHE / STRAIGHT SHANK TWIST DRILL BITS

ART. 01.07

HSCo esecuzione molata **DIN 338**. Serie corta. Finitura: **bianca**. Angolo tagliente **118°**. Affilatura: **tipo H**. Elica **destra**.
Tolleranza Ø: **h8**. Tolleranza codolo: **f11**.

HSCo ground **DIN 338**. **Short series**. Coating: **bright**. Point angle: **118°**. Point thinning: **H**. **Right** helix. Ø tolerance: **h8**.
Shank tolerance: **f11**.



CODE	00100	00110	00120	00125	00130	00140	00150	00160	00170	00175	00180	00190
Ø mm	1,00	1,10	1,20	1,25	1,30	1,40	1,50	1,60	1,70	1,75	1,80	1,90
L1 mm	34	36	38	38	38	40	40	43	43	46	46	46
L2 mm	12	14	16	16	16	18	18	20	20	22	22	22
CODE	00200	00210	00220	00225	00230	00240	00250	00260	00270	00275	00280	00290
Ø mm	2,00	2,10	2,20	2,25	2,30	2,40	2,50	2,60	2,70	2,75	2,80	2,90
L1 mm	49	49	53	53	53	57	57	57	61	61	61	61
L2 mm	24	24	27	27	27	30	30	30	33	33	33	33
CODE	00300	00310	00320	00330	00340	00350	00360	00370	00375	00380	00390	00410
Ø mm	3,00	3,10	3,20	3,30	3,40	3,50	3,60	3,70	3,75	3,80	3,90	4,10
L1 mm	61	65	65	65	70	70	70	70	70	75	75	75
L2 mm	33	36	36	36	39	39	39	39	39	43	43	43
CODE	00420	00425	00430	00440	00450	00460	00470	00475	00480	00490	00500	00510
Ø mm	4,20	4,25	4,30	4,40	4,50	4,60	4,70	4,75	4,80	4,90	5,00	5,10
L1 mm	75	75	80	80	80	80	80	80	86	86	86	86
L2 mm	43	43	47	47	47	47	47	47	52	52	52	52
CODE	00520	00525	00530	00540	00550	00560	00570	00575	00580	00590	00600	00610
Ø mm	5,20	5,25	5,30	5,40	5,50	5,60	5,70	5,75	5,80	5,90	6,00	6,10
L1 mm	86	86	86	93	93	93	93	93	93	93	93	101
L2 mm	52	52	52	57	57	57	57	57	57	57	57	63
CODE	00620	00625	00640	00650	00660	00670	00680	00690	00700	00710	00720	00730
Ø mm	6,20	6,25	6,40	6,50	6,60	6,70	6,80	6,90	7,00	7,10	7,20	7,30
L1 mm	101	101	101	101	101	101	109	109	109	109	109	109
L2 mm	63	63	63	63	63	63	69	69	69	69	69	69
CODE	00740	00750	00760	00770	00780*	00790	00800	00810	00820	00825	00830	00840
Ø mm	7,40	7,50	7,60	7,70	7,80	7,90	8,00	8,10	8,20	8,25	8,30	8,40
L1 mm	109	109	117	117	117	117	117	117	117	117	117	117
L2 mm	69	69	75	75	75	75	75	75	75	75	75	75
CODE	00850	00860	00870	00875	00880	00890	00900	00910	00920	00925	00930	00940
Ø mm	8,50	8,60	8,70	8,75	8,80	8,90	9,00	9,10	9,20	9,25	9,30	9,40
L1 mm	117	125	125	125	125	125	125	125	125	125	125	125
L2 mm	75	81	81	81	81	81	81	81	81	81	81	81
CODE	00950	00960	00970	00975	00980	00990	01000	01050	01100	01150	01200	01250
Ø mm	9,50	9,60	9,70	9,75	9,80	9,90	10,00	10,50	11,00	11,50	12,00	12,50
L1 mm	125	133	133	133	133	133	133	133	142	142	151	151
L2 mm	81	87	87	87	87	87	87	87	94	94	101	101
CODE	01300											
Ø mm	13,00											
L1 mm	151											
L2 mm	101											

* Prodotti ad esaurimento in alternativa consultare il catalogo BOHRCRAFT
* While stocks last, for alternative products see the BOHRCRAFT catalogue

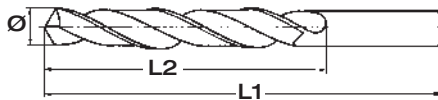
PUNTE ELICOIDALI CILINDRICHE DIN 338 STRAIGHT SHANK TWIST DRILL BITS DIN 338

PUNTE ELICOIDALI CILINDRICHE / STRAIGHT SHANK TWIST DRILL BITS

ART. 01.09

HSS esecuzione molata **DIN 338**. Serie corta. Finitura: **bianca**. Angolo tagliente **130°**. Affilatura: **tipo W**. Elica **destra**. Tolleranza Ø: **h8**. Tolleranza codolo: **f11**.

HSS ground **DIN 338**. **Short series**. Coating: **bright**. Point angle: **130°**. Point thinning: **W**. **Right helix**. Ø tolerance: **h8**. Shank tolerance: **f11**.



CODE	00100	00110	00120	00125	00130	00140	00150	00160	00170	00175	00180	00190
Ø mm	1,00	1,10	1,20	1,25	1,30	1,40	1,50	1,60	1,70	1,75	1,80	1,90
L1 mm	34	36	38	38	38	40	40	43	43	46	46	46
L2 mm	12	14	16	16	16	18	18	20	20	22	22	22
CODE	00200	00210	00220	00225	00230	00240	00250	00260	00270	00275	00280	00290
Ø mm	2,00	2,10	2,20	2,25	2,30	2,40	2,50	2,60	2,70	2,75	2,80	2,90
L1 mm	49	49	53	53	53	57	57	57	61	61	61	61
L2 mm	24	24	27	27	27	30	30	30	33	33	33	33
CODE	00300	00310	00320	00330	00340	00350	00360	00370	00375	00380	00390	00410
Ø mm	3,00	3,10	3,20	3,30	3,40	3,50	3,60	3,70	3,75	3,80	3,90	4,10
L1 mm	61	65	65	65	70	70	70	70	75	75	75	75
L2 mm	33	36	36	36	39	39	39	39	39	43	43	43
CODE	00420	00430	00440	00450	00460	00470	00475	00480	00490	00500	00510	00520
Ø mm	4,20	4,30	4,40	4,50	4,60	4,70	4,75	4,80	4,90	5,00	5,10	5,20
L1 mm	75	80	80	80	80	80	80	86	86	86	86	86
L2 mm	43	47	47	47	47	47	47	52	52	52	52	52
CODE	00530	00540	00550	00560	00570	00575	00580	00590	00610	00620	00625	00630
Ø mm	5,30	5,40	5,50	5,60	5,70	5,75	5,80	5,90	6,10	6,20	6,25	6,30
L1 mm	86	93	93	93	93	93	93	93	101	101	101	101
L2 mm	52	57	57	57	57	57	57	57	63	63	63	63
CODE	00640	00650	00660	00670	00680	00690	00700	00710	00720	00725	00730	00740
Ø mm	6,40	6,50	6,60	6,70	6,80	6,90	7,00	7,10	7,20	7,25	7,30	7,40
L1 mm	101	101	101	101	109	109	109	109	109	109	109	109
L2 mm	63	63	63	63	69	69	69	69	69	69	69	69
CODE	00750	00760	00770	00775	00780	00790	00800	00820	00825	00850	00870	00875
Ø mm	7,50	7,60	7,70	7,75	7,80	7,90	8,00	8,20	8,25	8,50	8,70	8,75
L1 mm	109	117	117	117	117	117	117	117	117	117	125	125
L2 mm	69	75	75	75	75	75	75	75	75	75	81	81
CODE	00880	00890*	00910*	00920*	00925	00950	00970	00975	00980	00990	01050	01100
Ø mm	8,80	8,90	9,10	9,20	9,25	9,50	9,70	9,75	9,80	9,90	10,50	11,00
L1 mm	125	125	125	125	125	125	133	133	133	133	133	142
L2 mm	81	81	81	81	81	81	87	87	87	87	87	94
CODE	01150	01250	01300									
Ø mm	11,50	12,50	13,00									
L1 mm	142	151	151									
L2 mm	94	101	101									

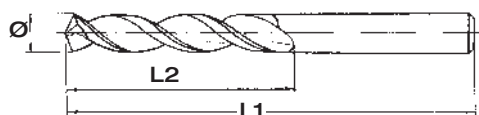
* Prodotti ad esaurimento in alternativa consultare il catalogo BOHRCRAFT
* While stocks last, for alternative products see the BOHRCRAFT catalogue

PUNTE ELICOIDALI CILINDRICHE DIN 338
STRAIGHT SHANK TWIST DRILL BITS DIN 338

PUNTE ELICOIDALI CILINDRICHE / STRAIGHT SHANK TWIST DRILL BITS

ART. 01.60

HSCo esecuzione molata **DIN 338. Serie corta.** Finitura: **TiN.** Angolo tagliente **135°.** Affilatura: tipo **TLS 1000S.** Elica **destra.**
HSCo ground **DIN 338. Short series.** Coating: **TiN.** Point angle: **135°.** Point thinning: **TLS 1000S.** Right helix.



CODE	00300	00310	00320	00330	00340	00360	00370	00380	00390	00400	00410	00420
Ø mm	3,00	3,10	3,20	3,30	3,40	3,60	3,70	3,80	3,90	4,00	4,10	4,20
L1 mm	61	65	65	65	70	70	70	75	75	75	75	75
L2 mm	33	36	36	36	39	39	39	43	43	43	43	43
CODE	00430	00440	00450	00460	00470	00480	00490	00500	00510	00530	00540	00550
Ø mm	4,30	4,40	4,50	4,60	4,70	4,80	4,90	5,00	5,10	5,30	5,40	5,50
L1 mm	80	80	80	80	80	86	86	86	86	86	93	93
L2 mm	47	47	47	47	47	52	52	52	52	52	57	57
CODE	00560	00570	00580	00590	00600	00610	00620	00630	00640	00650	00660	00670
Ø mm	5,60	5,70	5,80	5,90	6,00	6,10	6,20	6,30	6,40	6,50	6,60	6,70
L1 mm	93	93	93	93	93	101	101	101	101	101	101	101
L2 mm	57	57	57	57	57	63	63	63	63	63	63	63
CODE	00680	00690	00700	00710	00720	00730	00740	00750	00760	00770	00780	00790
Ø mm	6,80	6,90	7,00	7,10	7,20	7,30	7,40	7,50	7,60	7,70	7,80	7,90
L1 mm	109	109	109	109	109	109	109	109	117	117	117	117
L2 mm	69	69	69	69	69	69	69	69	75	75	75	75
CODE	00800	00810	00820	00830	00840	00850	00860	00870	00880	00890	00900	00920
Ø mm	8,00	8,10	8,20	8,30	8,40	8,50	8,60	8,70	8,80	8,90	9,00	9,20
L1 mm	117	117	117	117	117	117	125	125	125	125	125	125
L2 mm	75	75	75	75	75	75	81	81	81	81	81	81
CODE	00950	00980	01000	01010	01030	01040	01050	01070	01080	01100	01120	01150
Ø mm	9,50	9,80	10,00	10,10	10,30	10,40	10,50	10,70	10,80	11,00	11,20	11,50
L1 mm	125	133	133	133	133	133	133	142	142	142	142	142
L2 mm	81	87	87	87	87	87	87	94	94	94	94	94
CODE	01170	01200	01300									
Ø mm	11,70	12,00	13,00									
L1 mm	142	151	151									
L2 mm	94	101	101									

* Prodotti ad esaurimento in alternativa consultare il catalogo BOHRCRAFT
* While stocks last, for alternative products see the BOHRCRAFT catalogue

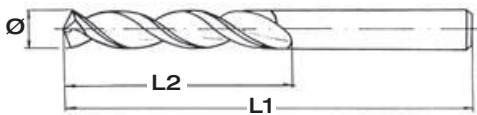
PUNTE ELICOIDALI CILINDRICHE DIN 338 STRAIGHT SHANK TWIST DRILL BITS DIN 338

PUNTE ELICOIDALI CILINDRICHE / STRAIGHT SHANK TWIST DRILL BITS

ART. 01.61

HSCo-8 esecuzione molata **DIN 338. Serie corta.** Finitura: **TiAIN.** Angolo tagliente **130°.** Affilatura: **tipo TLS 1000S.** Elica **destra.** Tolleranza Ø: **h8.** Tolleranza codolo: **f11.**

HSCo-8 ground DIN 338. Short series. Coating: **TiAIN.** Point angle: **130°.** Point thinning: **TLS 1000S.** **Right helix.** Ø tolerance: **h8.** Shank tolerance: **f11.**



CODE	00100	00110	00120	00130	00140	00150	00160	00170	00180	00190	00200	00210
Ø mm	1,00	1,10	1,20	1,30	1,40	1,50	1,60	1,70	1,80	1,90	2,00	2,10
L1 mm	34	36	38	38	40	40	43	43	46	46	49	49
L2 mm	12	14	16	16	18	18	20	20	22	22	24	24
CODE	00220	00230	00240	00270	00280	00290	00310	00320	00330	00340	00350	00360
Ø mm	2,20	2,30	2,40	2,70	2,80	2,90	3,10	3,20	3,30	3,40	3,50	3,60
L1 mm	53	53	57	61	61	61	65	65	65	70	70	70
L2 mm	27	27	30	33	33	33	36	36	36	39	39	39
CODE	00370	00380	00390	00400	00410	00420	00430	00440	00450	00460	00470	00480
Ø mm	3,70	3,80	3,90	4,00	4,10	4,20	4,30	4,40	4,50	4,60	4,70	4,80
L1 mm	70	75	75	75	75	75	80	80	80	80	80	86
L2 mm	39	43	43	43	43	43	47	47	47	47	47	52
CODE	00490	00500	00510	00520	00540	00550	00560	00570	00580	00590	00600	00610
Ø mm	4,90	5,00	5,10	5,20	5,40	5,50	5,60	5,70	5,80	5,90	6,00	6,10
L1 mm	86	86	86	86	93	93	93	93	93	93	93	101
L2 mm	52	52	52	52	57	57	57	57	57	57	57	63
CODE	00620	00630	00640	00650	00660	00670	00680	00690	00700	00710	00720	00730
Ø mm	6,20	6,30	6,40	6,50	6,60	6,70	6,80	6,90	7,00	7,10	7,20	7,30
L1 mm	101	101	101	101	101	101	109	109	109	109	109	109
L2 mm	63	63	63	63	63	63	69	69	69	69	69	69
CODE	00740	00750	00760	00770	00780	00790	00800	00810	00820	00830	00840	00850
Ø mm	7,40	7,50	7,60	7,70	7,80	7,90	8,00	8,10	8,20	8,30	8,40	8,50
L1 mm	109	109	117	117	117	117	117	117	117	117	117	117
L2 mm	69	69	75	75	75	75	75	75	75	75	75	75
CODE	00860	00890	00910	00920	00930	00940	00950	00960	00970	00980	00990	01010
Ø mm	8,60	8,90	9,10	9,20	9,30	9,40	9,50	9,60	9,70	9,80	9,90	10,10
L1 mm	125	125	125	125	125	125	125	133	133	133	133	133
L2 mm	81	81	81	81	81	81	81	87	87	87	87	87
CODE	01020	01030	01040	01050	01070	01080	01100	01120	01150	01200	01250	01300
Ø mm	10,20	10,30	10,40	10,50	10,70	10,80	11,00	11,20	11,50	12,00	12,50	13,00
L1 mm	133	133	133	133	133	133	142	142	142	151	151	151
L2 mm	87	87	87	87	87	87	94	94	94	101	101	101

* Prodotti ad esaurimento in alternativa consultare il catalogo BOHRCRAFT
* While stocks last, for alternative products see the BOHRCRAFT catalogue

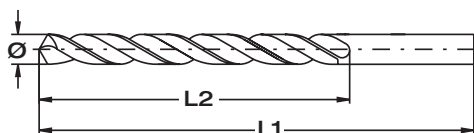
PUNTE ELICOIDALI CILINDRICHE DIN 338
STRAIGHT SHANK TWIST DRILL BITS DIN 338

PUNTE ELICOIDALI CILINDRICHE / STRAIGHT SHANK TWIST DRILL BITS

ART. 01.71

HSCo-8 esecuzione molata **DIN 338**. Serie corta. Finitura: **TiN**. Angolo tagliente **135°**. Affilatura: **tipo N-HD**. Elica **destra**. Tolleranza Ø: **h8**. Tolleranza codolo: **f11**.

HSCo-8 ground **DIN 338**. **Short series**. Coating: **TiN**. Point angle: **135°**. Point thinning: **N-HD**. **Right** helix. Ø tolerance: **h8**. Shank tolerance: **f11**.



CODE	00100	00150	00200	00250	00300	00320	00330	00350	00370	00400
Ø mm	1,00	1,50	2,00	2,50	3,00	3,20	3,30	3,50	3,70	4,00
L1 mm	34	40	49	57	61	65	65	70	70	75
L2 mm	12	18	24	30	33	36	36	39	39	43
CODE	00410	00420	00430	00450	00490	00500	00550	00600	00620	00635
Ø mm	4,10	4,20	4,30	4,50	4,90	5,00	5,50	6,00	6,20	6,35
L1 mm	75	75	80	80	86	86	93	93	101	101
L2 mm	43	43	47	47	52	52	57	57	63	63
CODE	00650	00680	00700	00750	00800	00850	00900	00950	01000	01050
Ø mm	6,50	6,80	7,00	7,50	8,00	8,50	9,00	9,50	10,00	10,50
L1 mm	101	109	109	109	117	117	125	125	133	133
L2 mm	63	69	69	69	75	75	81	81	87	87
CODE	01100	01150	01200	01250	01300					
Ø mm	11,00	11,50	12,00	12,50	13,00					
L1 mm	142	142	151	151	151					
L2 mm	94	94	101	101	101					

* Prodotti ad esaurimento in alternativa consultare il catalogo BOHRCRAFT
* While stocks last, for alternative products see the BOHRCRAFT catalogue

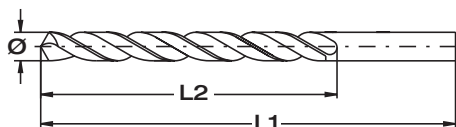
PUNTE ELICOIDALI CILINDRICHE DIN 338 STRAIGHT SHANK TWIST DRILL BITS DIN 338

PUNTE ELICOIDALI CILINDRICHE / STRAIGHT SHANK TWIST DRILL BITS

ART. 01.91

HSCo-8 esecuzione molata **DIN 338**. Serie corta. Finitura: **bronze**. Angolo tagliente **130°**. Affilatura: **tipo TLS 1000S**. Elica **destra**. Tolleranza Ø: **h8**. Tolleranza codolo: **f11**.

HSCo-8 ground **DIN 338**. **Short series**. Coating: **bronze**. Point angle: **130°**. Point thinning: **TLS 1000S**. **Right** helix. Ø tolerance: **h8**. Shank tolerance: **f11**.



CODE	00100	00110	00120	00130	00140	00150	00160	00170	00180	00190	00210
Ø mm	1,00	1,10	1,20	1,30	1,40	1,50	1,60	1,70	1,80	1,90	2,10
L1 mm	34	36	38	38	40	40	43	43	46	46	49
L2 mm	12	14	16	16	18	18	20	20	22	22	24
CODE	00220	00230	00240	00250	00260	00270	00280	00290	00300	00310	00330
Ø mm	2,20	2,30	2,40	2,50	2,60	2,70	2,80	2,90	3,00	3,10	3,30
L1 mm	53	53	57	57	57	61	61	61	61	65	65
L2 mm	27	27	30	30	30	33	33	33	33	36	36
CODE	00340	00360	00370	00380	00390	00410	00430	00440	00450	00460	00470
Ø mm	3,40	3,60	3,70	3,80	3,90	4,10	4,30	4,40	4,50	4,60	4,70
L1 mm	70	70	70	75	75	75	80	80	80	80	80
L2 mm	39	39	39	43	43	43	47	47	47	47	47
CODE	00480	00490	00510	00520	00530	00540	00550	00560	00570	00580	00590
Ø mm	4,80	4,90	5,10	5,20	5,30	5,40	5,50	5,60	5,70	5,80	5,90
L1 mm	86	86	86	86	86	93	93	93	93	93	93
L2 mm	52	52	52	52	52	57	57	57	57	57	57
CODE	00600	00700	00750	00800	00850	00900	00950	01000	01020	01050	01100
Ø mm	6,00	7,00	7,50	8,00	8,50	9,00	9,50	10,00	10,20	10,50	11,00
L1 mm	93	109	109	117	117	125	125	133	133	133	142
L2 mm	57	69	69	75	75	81	81	87	87	87	94
CODE	01150	01200	01250	01300							
Ø mm	11,50	12,00	12,50	13,00							
L1 mm	142	151	151	151							
L2 mm	94	101	101	101							

* Prodotti ad esaurimento in alternativa consultare il catalogo BOHRCRAFT
* While stocks last, for alternative products see the BOHRCRAFT catalogue

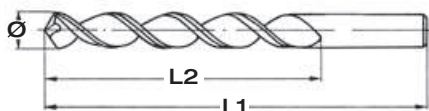
PUNTE ELICOIDALI CILINDRICHE DIN 340 STRAIGHT SHANK TWIST DRILL BITS DIN 340

PUNTE ELICOIDALI CILINDRICHE / STRAIGHT SHANK TWIST DRILL BITS

ART. 01.10

HSS esecuzione molata **DIN 340. Serie lunga.** Finitura: **bianca.** Angolo tagliente **130°.** Affilatura: **tipo TLS 500.** Elica **destra.** Tolleranza Ø: **h8.** Tolleranza codolo: **f11.**

HSS ground **DIN 340. Long series.** Coating: **bright.** Point angle: **130°.** Point thinning: **TLS 500.** **Right** helix. Ø tolerance: **h8.** Shank tolerance: **f11.**



CODE	00200	00210	00220	00230	00240	00250	00260	00270	00275	00280	00290	00300
Ø mm	2,00	2,10	2,20	2,30	2,40	2,50	2,60	2,70	2,75	2,80	2,90	3,00
L1 mm	85	85	90	90	95	95	95	100	100	100	100	100
L2 mm	56	56	59	59	62	62	62	66	66	66	66	66
CODE	00310	00320	00330	00340	00350	00360	00370	00375	00380	00390	00400	00410
Ø mm	3,10	3,20	3,30	3,40	3,50	3,60	3,70	3,75	3,80	3,90	4,00	4,10
L1 mm	106	106	106	112	112	112	112	112	119	119	119	119
L2 mm	69	69	69	73	73	73	73	73	78	78	78	78
CODE	00420	00425	00430	00440	00450	00460	00470	00475	00480	00490	00500	00510
Ø mm	4,20	4,25	4,30	4,40	4,50	4,60	4,70	4,75	4,80	4,90	5,00	5,10
L1 mm	119	119	126	126	126	126	126	126	132	132	132	132
L2 mm	78	78	82	82	82	82	82	82	87	87	87	87
CODE	00520	00525	00530	00540	00550	00560	00570	00580	00590	00600	00610	00625
Ø mm	5,20	5,25	5,30	5,40	5,50	5,60	5,70	5,80	5,90	6,00	6,10	6,25
L1 mm	132	132	132	139	139	139	139	139	139	139	148	148
L2 mm	87	87	87	91	91	91	91	91	91	91	97	97
CODE	00630	00640	00650	00660	00670	00675	00680	00690	00700	00710	00720	00725
Ø mm	6,30	6,40	6,50	6,60	6,70	6,75	6,80	6,90	7,00	7,10	7,20	7,25
L1 mm	148	148	148	148	148	156	156	156	156	156	156	156
L2 mm	97	97	97	97	97	102	102	102	102	102	102	102
CODE	00730	00740	00750	00760	00770	00775	00780	00790	00800	00810	00820	00825
Ø mm	7,30	7,40	7,50	7,60	7,70	7,75	7,80	7,90	8,00	8,10	8,20	8,25
L1 mm	156	156	156	165	165	165	165	165	165	165	165	165
L2 mm	102	102	102	109	109	109	109	109	109	109	109	109
CODE	00830	00840	00850	00860	00870	00880	00890	00900	00910	00920	00925	00930
Ø mm	8,30	8,40	8,50	8,60	8,70	8,80	8,90	9,00	9,10	9,20	9,25	9,30
L1 mm	165	165	165	175	175	175	175	175	175	175	175	175
L2 mm	109	109	109	115	115	115	115	115	115	115	115	115
CODE	00940	00950	00960	00970	00975	00980	00990	01000	01050	01100	01150	01200
Ø mm	9,40	9,50	9,60	9,70	9,75	9,80	9,90	10,00	10,50	11,00	11,50	12,00
L1 mm	175	175	184	184	184	184	184	184	184	195	195	205
L2 mm	115	115	121	121	121	121	121	121	121	128	128	134
CODE	01250	01300										
Ø mm	12,50	13,00										
L1 mm	205	205										
L2 mm	134	134										

* Prodotti ad esaurimento in alternativa consultare il catalogo BOHRCRAFT
* While stocks last, for alternative products see the BOHRCRAFT catalogue


PUNTE ELICOIDALI CILINDRICHE DIN 340 STRAIGHT SHANK TWIST DRILL BITS DIN 340

PUNTE ELICOIDALI CILINDRICHE / STRAIGHT SHANK TWIST DRILL BITS

ART. 01.11

HSS esecuzione molata DIN 340. Serie lunga. Finitura: bianca. Angolo tagliente 130°. Affilatura: tipo TLS 1000. Elica destra. Tolleranza Ø: h8. Tolleranza codolo: f11.

HSS ground DIN 340. Long series. Coating: bright. Point angle: 130°. Point thinning: TLS 1000. Right helix. Ø tolerance: h8. Shank tolerance: f11.



CODE	00200	00210	00220	00225	00230	00240	00250	00260	00270	00275	00280
Ø mm	2,00	2,10	2,20	2,25	2,30	2,40	2,50	2,60	2,70	2,75	2,80
L1 mm	85	85	90	90	90	95	95	95	100	100	100
L2 mm	56	56	59	59	59	62	62	62	66	66	66
CODE	00290	00300	00310	00320	00325	00330	00340	00350	00360	00370	00375
Ø mm	2,90	3,00	3,10	3,20	3,25	3,30	3,40	3,50	3,60	3,70	3,75
L1 mm	100	100	106	106	106	106	112	112	112	112	112
L2 mm	66	66	69	69	69	69	73	73	73	73	73
CODE	00380	00390	00400	00410	00420	00425	00430	00440	00450	00460	00470
Ø mm	3,80	3,90	4,00	4,10	4,20	4,25	4,30	4,40	4,50	4,60	4,70
L1 mm	119	119	119	119	119	119	126	126	126	126	126
L2 mm	78	78	78	78	78	78	82	82	82	82	82
CODE	00480	00490	00500	00510	00520	00525	00530	00540	00550	00560	00570
Ø mm	4,80	4,90	5,00	5,10	5,20	5,25	5,30	5,40	5,50	5,60	5,70
L1 mm	132	132	132	132	132	132	132	139	139	139	139
L2 mm	87	87	87	87	87	87	87	91	91	91	91
CODE	00580	00590	00600	00610	00620	00625	00630	00640	00650	00660	00670
Ø mm	5,80	5,90	6,00	6,10	6,20	6,25	6,30	6,40	6,50	6,60	6,70
L1 mm	139	139	139	148	148	148	148	148	148	148	148
L2 mm	91	91	91	97	97	97	97	97	97	97	97
CODE	00675	00680	00690	00700	00710	00720	00730	00740	00750	00770	00790
Ø mm	6,75	6,80	6,90	7,00	7,10	7,20	7,30	7,40	7,50	7,70	7,90
L1 mm	156	156	156	156	156	156	156	156	156	165	165
L2 mm	102	102	102	102	102	102	102	102	102	109	109
CODE	00800	00810	00830	00840	00850	00860	00880	00890	00900	00910	00920
Ø mm	8,00	8,10	8,30	8,40	8,50	8,60	8,80	8,90	9,00	9,10	9,20
L1 mm	165	165	165	165	165	175	175	175	175	175	175
L2 mm	109	109	109	109	109	115	115	115	115	115	115
CODE	00930	00940	00950	00960	00970	00980	00990	01000	01100	01150	01200
Ø mm	9,30	9,40	9,50	9,60	9,70	9,80	9,90	10,00	11,00	11,50	12,00
L1 mm	175	175	175	184	184	184	184	184	195	195	205
L2 mm	115	115	115	121	121	121	121	121	128	128	134
CODE	01250	01300									
Ø mm	12,50	13,00									
L1 mm	205	205									
L2 mm	134	134									

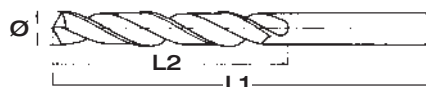
PUNTE ELICOIDALI CILINDRICHE DIN 340 STRAIGHT SHANK TWIST DRILL BITS DIN 340

PUNTE ELICOIDALI CILINDRICHE / STRAIGHT SHANK TWIST DRILL BITS

ART. 01.12

HSS esecuzione molata **DIN 340. Serie lunga.** Finitura: **brunita nera.** Angolo tagliente **118°.** Affilatura: **tipo N-A.** Elica **destra.** Tolleranza Ø: **h8.** Tolleranza codolo: **f11.**

HSS ground **DIN 340. Long series.** Coating: **black oxide.** Point angle: **118°.** Point thinning: **N-A.** Right helix. Ø tolerance: **h8.** Shank tolerance: **f11.**



CODE	00110*	00120*	00130	00140*	00160*	00170	00175	00180*	00190	00220	00225	00230
Ø mm	1,10	1,20	1,30	1,40	1,60	1,70	1,75	1,80	1,90	2,20	2,25	2,30
L1 mm	60	65	65	70	76	76	80	80	80	90	90	90
L2 mm	37	41	41	45	50	50	53	53	53	59	59	59
CODE	00240	00250*	00260	00270	00275	00280*	00290*	00310*	00330*	00340	00370	00380
Ø mm	2,40	2,50	2,60	2,70	2,75	2,80	2,90	3,10	3,30	3,40	3,70	3,80
L1 mm	95	95	95	100	100	100	100	106	106	112	112	119
L2 mm	62	62	62	66	66	66	66	69	69	73	73	78
CODE	00390	00430	00440	00470	00480	00490	00500	00510	00520	00540*	00550	00580*
Ø mm	3,90	4,30	4,40	4,70	4,80	4,90	5,00	5,10	5,20	5,40	5,50	5,80
L1 mm	119	126	126	126	132	132	132	132	132	139	139	139
L2 mm	78	82	82	82	87	87	87	87	87	91	91	91
CODE	00590	00600	00610	00630*	00640	00650	00660	00670	00680*	00690	00700	00710
Ø mm	5,90	6,00	6,10	6,30	6,40	6,50	6,60	6,70	6,80	6,90	7,00	7,10
L1 mm	139	139	148	148	148	148	148	148	156	156	156	156
L2 mm	91	91	97	97	97	97	97	97	102	102	102	102
CODE	00720	00730	00740	00750	00760	00770	00775	00780	00790	00800	00810	00820
Ø mm	7,20	7,30	7,40	7,50	7,60	7,70	7,75	7,80	7,90	8,00	8,10	8,20
L1 mm	156	156	156	156	165	165	165	165	165	165	165	165
L2 mm	102	102	102	102	109	109	109	109	109	109	109	109
CODE	00830	00840	00850	00860	00875	00880	00890	00900	00910	00920	00925*	00930
Ø mm	8,30	8,40	8,50	8,60	8,75	8,80	8,90	9,00	9,10	9,20	9,25	9,30
L1 mm	165	165	165	175	175	175	175	175	175	175	175	175
L2 mm	109	109	109	115	115	115	115	115	115	115	115	115
CODE	00940	00950	00960	00970	00980	00990	01000	01025	01050	01075	01100	01125
Ø mm	9,40	9,50	9,60	9,70	9,80	9,90	10,00	10,25	10,50	10,75	11,00	11,25
L1 mm	175	175	184	184	184	184	184	184	184	184	195	195
L2 mm	115	115	121	121	121	121	121	121	121	121	128	128
CODE	01150	01200	01225	01250	01275*	01300	01325	01350	01425	01450	01475	01550
Ø mm	11,50	12,00	12,25	12,50	12,75	13,00	13,25	13,50	14,25	14,50	14,75	15,50
L1 mm	195	205	205	205	205	205	205	214	214	220	220	227
L2 mm	128	134	134	134	134	134	134	140	140	144	144	149
CODE	01650	01750	01800	01850	01900	01950						
Ø mm	16,50	17,50	18,00	18,50	19,00	19,50						
L1 mm	235	241	241	247	247	254						
L2 mm	154	158	158	162	162	166						

* Prodotti ad esaurimento in alternativa consultare il catalogo BOHRCRAFT
* While stocks last, for alternative products see the BOHRCRAFT catalogue

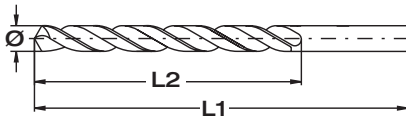
PUNTE ELICOIDALI CILINDRICHE DIN 340 STRAIGHT SHANK TWIST DRILL BITS DIN 340

PUNTE ELICOIDALI CILINDRICHE / STRAIGHT SHANK TWIST DRILL BITS

ART. 01.41

HSCo-8 esecuzione molata **DIN 340**. Serie lunga. Finitura: **bronze**. Angolo tagliente **130°**. Affilatura: **tipo TLS 1000S**. Elica **destra**. Tolleranza Ø: **h8**. Tolleranza codolo: **f11**.

HSCo-8 ground **DIN 340**. Long series. Coating: **bronze**. Point angle: **130°**. Point thinning: **TLS 1000S**. Right helix. Ø tolerance: **h8**. Shank tolerance: **f11**.



CODE	00200	00210	00220	00230	00240	00250	00260	00270	00280	00290
Ø mm	2,00	2,10	2,20	2,30	2,40	2,50	2,60	2,70	2,80	2,90
L1 mm	85	85	90	90	95	95	95	100	100	100
L2 mm	56	56	59	59	62	62	62	66	66	66
CODE	00310*	00320	00330	00340	00350	00360	00370	00380	00390	00420
Ø mm	3,10	3,20	3,30	3,40	3,50	3,60	3,70	3,80	3,90	4,20
L1 mm	106	106	106	112	112	112	119	119	119	119
L2 mm	69	69	69	73	73	73	78	78	78	78
CODE	00430	00440	00450	00460	00470	00480	00490*	00550	00570	00620
Ø mm	4,30	4,40	4,50	4,60	4,70	4,80	4,90	5,50	5,70	6,20
L1 mm	126	126	126	126	126	132	132	139	139	148
L2 mm	82	82	82	82	82	87	87	91	91	97
CODE	00650*	00700	00720	00750	00800	00850	00860	00870	00900	00950
Ø mm	6,50	7,00	7,20	7,50	8,00	8,50	8,60	8,70	9,00	9,50
L1 mm	148	156	156	156	165	165	175	175	175	175
L2 mm	97	102	102	102	109	109	115	115	115	115
CODE	01000	01050	01100	01150	01200	01250	01300			
Ø mm	10,00	10,50	11,00	11,50	12,00	12,50	13,00			
L1 mm	184	184	195	195	205	205	205			
L2 mm	121	121	128	128	134	134	134			

* Prodotti ad esaurimento in alternativa consultare il catalogo BOHRCRAFT
* While stocks last, for alternative products see the BOHRCRAFT catalogue

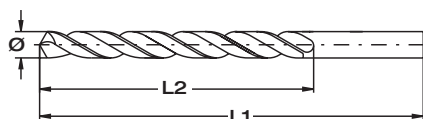
PUNTE ELICOIDALI CILINDRICHE DIN 340 STRAIGHT SHANK TWIST DRILL BITS DIN 340

PUNTE ELICOIDALI CILINDRICHE / STRAIGHT SHANK TWIST DRILL BITS

ART. 01.42

HSCo-8 esecuzione molata **DIN 340**. Serie lunga. Finitura: **TiAIN**. Angolo tagliente **130°**. Affilatura: tipo **TLS 1000S**. Elica **destra**. Tolleranza Ø: **h8**. Tolleranza codolo: **f11**.

HSCo-8 ground **DIN 340**. Long series. Coating: **TiAIN**. Point angle: **130°**. Point thinning: **TLS 1000S**. Right helix. Ø tolerance: **h8**. Shank tolerance: **f11**.



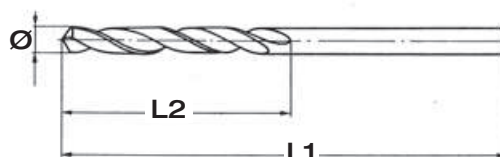
CODE	00100*	00110*	00130*	00140*	00150*	00160*	00170*	00180*	00190*	00200*
Ø mm	1,00	1,10	1,30	1,40	1,50	1,60	1,70	1,80	1,90	2,00
L1 mm	56	60	65	70	70	76	76	80	80	85
L2 mm	33	37	41	45	45	50	50	53	53	56
CODE	00210*	00220*	00230*	00240*	00250*	00260*	00270*	00280*	00290*	00300*
Ø mm	2,10	2,20	2,30	2,40	2,50	2,60	2,70	2,80	2,90	3,00
L1 mm	85	90	90	95	95	95	100	100	100	100
L2 mm	56	59	59	62	62	62	66	66	66	66
CODE	00310*	00320*	00330*	00340*	00350*	00360*	00370*	00380*	00390*	00400*
Ø mm	3,10	3,20	3,30	3,40	3,50	3,60	3,70	3,80	3,90	4,00
L1 mm	106	106	106	112	112	112	112	119	119	119
L2 mm	69	69	69	73	73	73	73	78	78	78
CODE	00420*	00430*	00440*	00460*	00470*	00480*	00490*	00510*	00520*	00530*
Ø mm	4,20	4,30	4,40	4,60	4,70	4,80	4,90	5,10	5,20	5,30
L1 mm	119	126	126	126	126	132	132	132	132	132
L2 mm	78	82	82	82	82	87	87	87	87	87
CODE	00560*	00570*	00580*	00590*	00620*	00650*	00700*	00750*	00800*	00850*
Ø mm	5,60	5,70	5,80	5,90	6,20	6,50	7,00	7,50	8,00	8,50
L1 mm	139	139	139	139	148	148	156	156	165	165
L2 mm	91	91	91	91	97	97	102	102	109	109
CODE	00900*	00950*	01000*	01050*	01100*	01150*	01200*	01250*	01300*	
Ø mm	9,00	9,50	10,00	10,50	11,00	11,50	12,00	12,50	13,00	
L1 mm	175	175	184	184	195	195	205	205	205	
L2 mm	115	115	121	121	128	128	134	134	134	

* Prodotti ad esaurimento in alternativa consultare il catalogo BOHRCRAFT
* While stocks last, for alternative products see the BOHRCRAFT catalogue

PUNTE ELICOIDALI CILINDRICHE DIN 1869 STRAIGHT SHANK TWIST DRILL BITS DIN 1869

PUNTE ELICOIDALI CILINDRICHE / STRAIGHT SHANK TWIST DRILL BITS

HSS esecuzione molata DIN 1869. Serie extra lunga. Finitura: brunita nera. Angolo tagliente 118°. Affilatura: tipo A. Elica destra.
HSS ground DIN 1869. Extra long series. Coating: black oxide. Point angle: 118°. Point thinning: A. Right helix.



ART. 01.13

CODE	00200	00250	00300	00350	00400	00450	00500	00550	00600	00650	00700	00750
Ø mm	2,00	2,50	3,00	3,50	4,00	4,50	5,00	5,50	6,00	6,50	7,00	7,50
L1 mm	125	140	150	165	175	185	195	205	205	215	225	225
L2 mm	85	95	100	115	120	125	135	140	140	150	155	155
CODE	00800	00900	00950	01000	01050	01100	01150	01200	01250	01300		
Ø mm	8,00	9,00	9,50	10,00	10,50	11,00	11,50	12,00	12,50	13,00		
L1 mm	240	250	250	265	265	280	280	295	295	295		
L2 mm	165	175	175	185	185	195	195	205	205	205		

ART. 01.14

CODE	00300	00350	00400	00450	00500	00550	00600	00650	00700	00750	00800
Ø mm	3,00	3,50	4,00	4,50	5,00	5,50	6,00	6,50	7,00	7,50	8,00
L1 mm	190	210	220	235	245	260	260	275	290	290	305
L2 mm	130	145	150	160	170	180	180	190	200	200	210
CODE	00850	00950	01000	01050	01100	01150	01200	01250	01300		
Ø mm	8,50	9,50	10,00	10,50	11,00	11,50	12,00	12,50	13,00		
L1 mm	305	320	340	340	365	365	375	375	375		
L2 mm	210	220	235	235	250	250	260	260	260		

ART. 01.15

CODE	00350	00400	00450	00500	00550	00600	00650	00700	00750	00800	
Ø mm	3,50	4,00	4,50	5,00	5,50	6,00	6,50	7,00	7,50	8,00	
L1 mm	265	280	295	315	330	330	350	370	370	390	
L2 mm	180	190	200	210	225	225	235	250	250	265	
CODE	00850	00900	00950	01000	01050	01100	01150	01250	01300		
Ø mm	8,50	9,00	9,50	10,00	10,50	11,00	11,50	12,50	13,00		
L1 mm	390	410	410	430	430	455	455	480	480		
L2 mm	265	280	280	295	295	310	310	330	330		

* Prodotti ad esaurimento in alternativa consultare il catalogo BOHRCRAFT
* While stocks last, for alternative products see the BOHRCRAFT catalogue

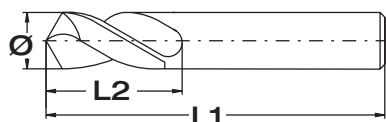
PUNTE ELICOIDALI CILINDRICHE DIN 1897
STRAIGHT SHANK TWIST DRILL BITS DIN 1897

PUNTE ELICOIDALI CILINDRICHE / STRAIGHT SHANK TWIST DRILL BITS

ART. 01.16

HSS DIN 1897. Serie extra corta. Finitura: **brunita nera**. Angolo tagliente **118°**. Affilatura: **tipo N**. Elica **destra**. Tolleranza Ø: **h8**. Tolleranza codolo: **f11**.

HSS DIN 1897. Stub length. Coating: **black oxide**. Point angle: **118°**. Point thinning: **N**. **Right** helix. Ø tolerance: **h8**. Shank tolerance: **f11**.



CODE	00100	00110	00120	00125	00130	00140	00150	00160	00175	00190	00210	00220
Ø mm	1,00	1,10	1,20	1,25	1,30	1,40	1,50	1,60	1,75	1,90	2,10	2,20
L1 mm	26	28	30	30	30	32	32	34	34	36	38	40
L2 mm	6	7	8	8	8	9	9	10	10	11	12	13
CODE	00225	00230	00240	00260	00270	00275	00280	00290	00300	00310	00320	00330
Ø mm	2,25	2,30	2,40	2,60	2,70	2,75	2,80	2,90	3,00	3,10	3,20	3,30
L1 mm	40	40	43	43	46	46	46	46	46	49	49	49
L2 mm	13	13	14	14	16	16	16	16	16	18	18	18
CODE	00340	00350	00360	00370	00375	00380	00390	00400	00410	00420	00425	00430
Ø mm	3,40	3,50	3,60	3,70	3,75	3,80	3,90	4,00	4,10	4,20	4,25	4,30
L1 mm	52	52	52	52	52	55	55	55	55	55	55	58
L2 mm	20	20	20	20	20	22	22	22	22	22	22	24
CODE	00440	00450	00460	00470	00475	00480	00490	00500	00510	00525	00530	00540
Ø mm	4,40	4,50	4,60	4,70	4,75	4,80	4,90	5,00	5,10	5,25	5,30	5,40
L1 mm	58	58	58	58	62	62	62	62	62	62	62	66
L2 mm	24	24	24	24	26	26	26	26	26	26	26	28
CODE	00550	00560	00570	00575	00580	00590	00600	00610	00620	00625	00630	00640
Ø mm	5,50	5,60	5,70	5,75	5,80	5,90	6,00	6,10	6,20	6,25	6,30	6,40
L1 mm	66	66	66	66	66	66	66	70	70	70	70	70
L2 mm	28	28	28	28	28	28	28	31	31	31	31	31
CODE	00650	00660	00675	00680	00690	00700	00710	00720	00725	00730	00740	00750
Ø mm	6,50	6,60	6,75	6,80	6,90	7,00	7,10	7,20	7,25	7,30	7,40	7,50
L1 mm	70	70	70	74	74	74	74	74	74	74	74	74
L2 mm	31	31	31	34	34	34	34	34	34	34	34	34
CODE	00760	00770	00775	00780	00790	00800	00810	00820	00825	00830	00840	00860
Ø mm	7,60	7,70	7,75	7,80	7,90	8,00	8,10	8,20	8,25	8,30	8,40	8,60
L1 mm	79	79	79	79	79	79	79	79	79	79	79	84
L2 mm	37	37	37	37	37	37	37	37	37	37	37	40
CODE	00870	00875	00890	00900	00910	00920	00925	00930	00940	00950	00960	00970
Ø mm	8,70	8,75	8,90	9,00	9,10	9,20	9,25	9,30	9,40	9,50	9,60	9,70
L1 mm	84	84	84	84	84	84	84	84	84	84	89	89
L2 mm	40	40	40	40	40	40	40	40	40	40	43	43
CODE	00975	00980	00990	01050	01100	01150*	01250	01300	01350	01400	01450	01500
Ø mm	9,75	9,80	9,90	10,50	11,00	11,50	12,50	13,00	13,50	14,00	14,50	15,00
L1 mm	89	89	89	89	95	95	102	102	107	107	111	111
L2 mm	43	43	43	43	47	47	51	51	54	54	56	56
CODE	01550	01600	01650	01700	01750	01800	01850	01900	01950			
Ø mm	15,50	16,00	16,50	17,00	17,50	18,00	18,50	19,00	19,50			
L1 mm	115	115	119	119	123	123	127	127	131			
L2 mm	58	58	60	60	62	62	64	64	66			

* Prodotti ad esaurimento in alternativa consultare il catalogo BOHRCRAFT
* While stocks last, for alternative products see the BOHRCRAFT catalogue

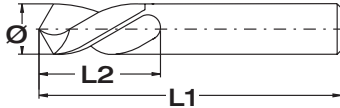
PUNTE ELICOIDALI CILINDRICHE DIN 1897 STRAIGHT SHANK TWIST DRILL BITS DIN 1897

PUNTE ELICOIDALI CILINDRICHE / STRAIGHT SHANK TWIST DRILL BITS

ART. 01.16S

HSS DIN 1897. Serie extra corta. Finitura: brunita nera. Angolo tagliente 118°. Affilatura: tipo N. Elica sinistra. Tolleranza Ø: h8. Tolleranza codolo: f11.

HSS DIN 1897. Stub length. Coating: black oxide. Point angle: 118°. Point thinning: N. Left helix. Ø tolerance: h8. Shank tolerance: f11.



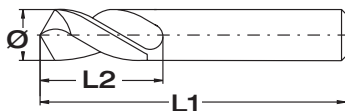
CODE	0200	0210	0220	0230	0240	0250	0260	0270	0280	0290	0300
Ø mm	2,00	2,10	2,20	2,30	2,40	2,50	2,60	2,70	2,80	2,90	3,00
L1 mm	38	38	40	40	43	43	43	46	46	46	46
L2 mm	12	12	13	13	14	14	14	16	16	16	16
CODE	0310	0320	0340	0350	0360	0370	0380	0390	0400	0420	0430
Ø mm	3,10	3,20	3,40	3,50	3,60	3,70	3,80	3,90	4,00	4,20	4,30
L1 mm	49	49	52	52	52	52	55	55	55	55	58
L2 mm	18	18	20	20	20	20	22	22	22	22	24
CODE	0440	0450	0460	0470	0480	0490	0500	0550	0600	0650	0700
Ø mm	4,40	4,50	4,60	4,70	4,80	4,90	5,00	5,50	6,00	6,50	7,00
L1 mm	58	58	58	58	62	62	62	66	66	70	74
L2 mm	24	24	24	24	26	26	26	28	28	31	34
CODE	0750	0800	0850	0900	0950	1000	1050	1100	1150	1200	1250
Ø mm	7,50	8,00	8,50	9,00	9,50	10,00	10,50	11,00	11,50	12,00	12,50
L1 mm	74	79	79	84	84	89	89	95	95	102	102
L2 mm	34	37	37	40	40	43	43	47	47	51	51
CODE	1300	1350	1400*	1450*	1700*	1850*	1950*				
Ø mm	13,00	13,50	14,00	14,50	17,00	18,50	19,50				
L1 mm	102	107	107	111	119	127	131				
L2 mm	51	54	54	56	60	64	66				

PUNTE ELICOIDALI CILINDRICHE / STRAIGHT SHANK TWIST DRILL BITS

ART. 01.32

HSS esecuzione molata DIN 1897. Serie extra corta. Finitura: TiN. Angolo tagliente 118°. Affilatura: tipo N-C. Elica destra. Tolleranza Ø: h8. Tolleranza codolo: f11.

HSS ground DIN 1897. Stub length. Coating: TiN. Point angle: 118°. Point thinning: N-C. Right helix. Ø tolerance: h8. Shank tolerance: f11.



CODE	00300	00370	00380	00500	00550	00600	00650*	00700	00750	00800	00850
Ø mm	3,00	3,70	3,80	5,00	5,50	6,00	6,50	7,00	7,50	8,00	8,50
L1 mm	46	52	55	62	66	66	70	74	74	79	79
L2 mm	16	20	22	26	28	28	31	34	34	37	37
CODE	00900	00950	01000	01020	01050	01100*	01150	01200*	01250*	01300*	01350*
Ø mm	9,00	9,50	10,00	10,20	10,50	11,00	11,50	12,00	12,50	13,00	13,50
L1 mm	84	84	89	89	89	95	95	102	102	102	107
L2 mm	40	40	43	43	43	47	47	51	51	51	54
CODE	01400*	01450*	01700*	01800*	01850*	01950*					
Ø mm	14,00	14,50	17,00	18,00	18,50	19,50					
L1 mm	107	111	119	123	127	131					
L2 mm	54	56	60	62	64	66					

* Prodotti ad esaurimento in alternativa consultare il catalogo BOHRCRAFT

* While stocks last, for alternative products see the BOHRCRAFT catalogue

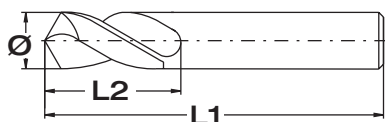
PUNTE ELICOIDALI CILINDRICHE DIN 1897
STRAIGHT SHANK TWIST DRILL BITS DIN 1897

PUNTE ELICOIDALI CILINDRICHE / STRAIGHT SHANK TWIST DRILL BITS

ART. 01.33

HSCo esecuzione molata **DIN 1897**. Serie **extra corta**. Finitura: **bianca**. Angolo tagliente **130°**. Affilatura: **tipo S**. Elica **destra**. Tolleranza Ø: **h8**. Tolleranza codolo: **f11**.

HSCo ground **DIN 1897**. **Stub length**. Coating: **bright**. Point angle: **130°**. Point thinning: **S**. **Right helix**. Ø tolerance: **h8**. Shank tolerance: **f11**.



CODE	00100	00110	00120	00130	00140	00150	00190	00200	00220
Ø mm	1,00	1,10	1,20	1,30	1,40	1,50	1,90	2,00	2,20
L1 mm	26	28	30	30	32	32	36	38	40
L2 mm	6	7	8	8	9	9	11	12	13
CODE	00230	00240	00250	00280	00290	00300	00310	00320	00330
Ø mm	2,30	2,40	2,50	2,80	2,90	3,00	3,10	3,20	3,30
L1 mm	40	43	43	46	46	46	49	49	49
L2 mm	13	14	14	16	16	16	18	18	18
CODE	00340	00350	00360	00370	00380	00400	00410	00420	00450
Ø mm	3,40	3,50	3,60	3,70	3,80	4,00	4,10	4,20	4,50
L1 mm	52	52	52	52	55	55	55	55	58
L2 mm	20	20	20	20	22	22	22	22	24
CODE	00460	00470	00480	00490	00500	00510	00520	00530	00540
Ø mm	4,60	4,70	4,80	4,90	5,00	5,10	5,20	5,30	5,40
L1 mm	58	58	62	62	62	62	62	62	66
L2 mm	24	24	26	26	26	26	26	26	28
CODE	00550	00600	00650	00680	00700	00750	00800	00850	00880
Ø mm	5,50	6,00	6,50	6,80	7,00	7,50	8,00	8,50	8,80
L1 mm	66	66	70	74	74	74	79	79	84
L2 mm	28	28	31	34	34	34	37	37	40
CODE	00900	00950	01000	01050	01100	01150	01200	01250	01300
Ø mm	9,00	9,50	10,00	10,50	11,00	11,50	12,00	12,50	13,00
L1 mm	84	84	89	89	95	95	102	102	102
L2 mm	40	40	43	43	47	47	51	51	51

* Prodotti ad esaurimento in alternativa consultare il catalogo BOHRCRAFT
* While stocks last, for alternative products see the BOHRCRAFT catalogue

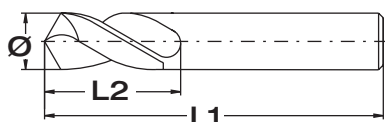
PUNTE ELICOIDALI CILINDRICHE DIN 1897 STRAIGHT SHANK TWIST DRILL BITS DIN 1897

PUNTE ELICOIDALI CILINDRICHE / STRAIGHT SHANK TWIST DRILL BITS

ART. 01.34

HSCo-8 esecuzione molata DIN 1897. Serie extra corta. Finitura: TiN. Angolo tagliente 135°. Affilatura: tipo N-HD. Elica destra. Tolleranza Ø: h8. Tolleranza codolo: f11.

HSCo-8 ground DIN 1897. Stub length. Coating: TiN. Point angle: 135°. Point thinning: N-HD. Right angle. Ø tolerance: h8. Shank tolerance: f11.



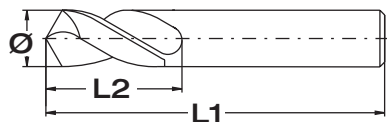
CODE	00100	00150	00200	00250	00300	00350	00400	00420	00450	00500
Ø mm	1,00	1,50	2,00	2,50	3,00	3,50	4,00	4,20	4,50	5,00
L1 mm	26	32	38	43	46	52	55	55	58	62
L2 mm	6	9	12	14	16	20	22	22	24	26
CODE	00550	00600	00750	00800	00860*	00900	00950	01100	01150	01200
Ø mm	5,50	6,00	7,50	8,00	8,60	9,00	9,50	11,00	11,50	12,00
L1 mm	66	66	74	79	84	84	84	95	95	102
L2 mm	28	28	34	37	40	40	40	47	47	51
CODE	01250									
Ø mm	12,50									
L1 mm	102									
L2 mm	51									

PUNTE ELICOIDALI CILINDRICHE / STRAIGHT SHANK TWIST DRILL BITS

ART. 01.38

HSCo-8 esecuzione molata DIN 1897. Serie extra corta. Finitura: TiAlN. Angolo tagliente 130°. Affilatura: tipo TLS 1000S. Elica destra. Tolleranza Ø: h8. Tolleranza codolo: f11.

HSCo-8 ground DIN 1897. Stub length. Coating: TiAlN. Point angle: 130°. Point thinning: TLS 1000S. Right helix. Ø tolerance: h8. Shank tolerance: f11.



CODE	00100	00150	00200	00250	00300	00350	00400	00450	00500	00550
Ø mm	1,00	1,50	2,00	2,50	3,00	3,50	4,00	4,50	5,00	5,50
L1 mm	26	32	38	43	46	52	55	58	62	66
L2 mm	6	9	12	14	16	20	22	24	26	28
CODE	00600	00650	00700	00750	00800	00850	00900	00950	01000	01050
Ø mm	6,00	6,50	7,00	7,50	8,00	8,50	9,00	9,50	10,00	10,50
L1 mm	66	70	74	74	79	79	84	84	89	89
L2 mm	28	31	34	34	37	37	40	40	43	43
CODE	01100	01150	01200	01250	01300					
Ø mm	11,00	11,50	12,00	12,50	13,00					
L1 mm	95	95	102	102	102					
L2 mm	47	47	51	51	51					

* Prodotti ad esaurimento in alternativa consultare il catalogo BOHRCRAFT
* While stocks last, for alternative products see the BOHRCRAFT catalogue

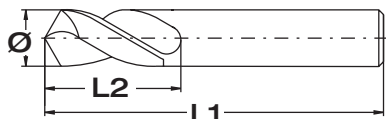
PUNTE ELICOIDALI CILINDRICHE DIN 1897
STRAIGHT SHANK TWIST DRILL BITS DIN 1897

PUNTE ELICOIDALI CILINDRICHE
STRAIGHT SHANK TWIST DRILL BITS

ART. 01.44

HSCo-8 esecuzione molata **DIN 1897**. Serie **extra corta**. Finitura: **bronze**. Angolo tagliente **130°**. Affilatura: **tipo TLS 1000S**. Elica **destra**. Tolleranza Ø: **h8**. Tolleranza codolo: **f11**.

HSCo-8 ground **DIN 1897**. **Stub length**. Coating: **bronze**. Point angle: **130°**. Point thinning: **TLS 1000S**. **Right helix**. Ø tolerance: **h8**. Shank tolerance: **f11**.



CODE	00100	00150	00200	00250	00300	00320	00330	00350	00400
Ø mm	1,00	1,50	2,00	2,50	3,00	3,20	3,30	3,50	4,00
L1 mm	26	32	38	43	46	49	49	52	55
L2 mm	6	9	12	14	16	18	18	20	22
CODE	00420	00450	00500	00550	00600	00650	00680	00700	00750
Ø mm	4,20	4,50	5,00	5,50	6,00	6,50	6,80	7,00	7,50
L1 mm	55	58	62	66	66	70	74	74	74
L2 mm	22	24	26	28	28	31	34	34	34
CODE	00800	00850	00900	00950	01000	01050	01100	01150	01200
Ø mm	8,00	8,50	9,00	9,50	10,00	10,50	11,00	11,50	12,00
L1 mm	79	79	84	84	89	89	95	95	102
L2 mm	37	37	40	40	43	43	47	47	51
CODE	01250	01300	01350*	01450*	01500*	01600*	01650*	01700*	01750*
Ø mm	12,50	13,00	13,50	14,50	15,00	16,00	16,50	17,00	17,50
L1 mm	102	102	107	111	111	115	119	119	123
L2 mm	51	51	54	56	56	58	60	60	62
CODE	01800*	01850*	01950*	02000*					
Ø mm	18,00	18,50	19,50	20,00					
L1 mm	123	127	131	131					
L2 mm	62	64	66	66					

* Prodotti ad esaurimento in alternativa consultare il catalogo BOHRCRAFT
* While stocks last, for alternative products see the BOHRCRAFT catalogue

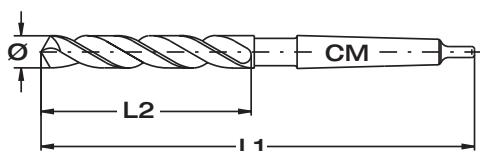
PUNTE ELICOIDALI CODOLO CONICO DIN 345 TAPER SHANK TWIST DRILL BITS DIN 345

PUNTE ELICOIDALI CODOLO CONICO / TAPER SHANK TWIST DRILL BITS

ART. 01.39

HSCo-8 esecuzione molata DIN 345. Serie corta. Finitura: bronze. Angolo tagliente 135°. Affilatura: tipo N-HD. Elica destra. Tolleranza \varnothing : h8.

HSCo-8 ground DIN 345. Short series. Coating: bronze. Point angle: 135°. Point thinning: N-HD. Right helix. \varnothing tolerance: h8.



CODE	00800	00900	00950	01000	01050	01100	01150	01200	01250	01300
\varnothing mm	8,00	9,00	9,50	10,00	10,50	11,00	11,50	12,00	12,50	13,00
L1 mm	156	162	162	168	168	175	175	182	182	182
L2 mm	75	81	81	87	87	94	94	101	101	101
CM / MT	1	1	1	1	1	1	1	1	1	1
CODE	01350	01400	01450	01500	01550	01600	01650	01750	01800	01850
\varnothing mm	13,50	14,00	14,50	15,00	15,50	16,00	16,50	17,50	18,00	18,50
L1 mm	189	189	212	212	218	218	223	228	228	233
L2 mm	108	108	114	114	120	120	125	130	130	135
CM / MT	1	1	2	2	2	2	2	2	2	2
CODE	01900	01950	02000	02050	02150	02200	02300	02350	02400	02450
\varnothing mm	19,00	19,50	20,00	20,50	21,50	22,00	23,00	23,50	24,00	24,50
L1 mm	233	238	238	243	248	248	253	276	281	281
L2 mm	135	140	140	145	150	150	155	155	160	160
CM / MT	2	2	2	2	2	2	2	3	3	3
CODE	02500	02550	02650	02700	02750	02800	02850	02900	03000	03300
\varnothing mm	25,00	25,50	26,50	27,00	27,50	28,00	28,50	29,00	30,00	33,00
L1 mm	281	286	286	291	291	291	296	296	296	334
L2 mm	160	165	165	170	170	170	175	175	175	185
CM / MT	3	3	3	3	3	3	3	3	3	4
CODE	03800	03900	04000							
\varnothing mm	38,00	39,00	40,00							
L1 mm	349	349	349							
L2 mm	200	200	200							
CM / MT	4	4	4							


* Prodotti ad esaurimento in alternativa consultare il catalogo BOHRCRAFT
* While stocks last, for alternative products see the BOHRCRAFT catalogue

**PUNTE ELICOIDALI CODOLO CONICO DIN 345
TAPER SHANK TWIST DRILL BITS DIN 345**

PUNTE ELICOIDALI CODOLO CONICO / TAPER SHANK TWIST DRILL BITS

ART. 01.18

HSS DIN 345. Serie corta. Finitura: brunita nera. Angolo tagliente 118°. Affilatura: tipo N. Elica destra. Tolleranza Ø: h8.
HSS DIN 345. Short series. Coating: black oxide. Point angle: 118°. Point thinning: N. Right helix. Ø tolerance: h8.



CODE	01000	01100	01110	01150	01200	01225*	01250	01275*	01300	01350
Ø mm	10,00	11,00	11,10	11,50	12,00	12,25	12,50	12,75	13,00	13,50
L1 mm	168	175	175	175	182	182	182	182	182	189
L2 mm	87	94	94	94	101	101	101	101	101	108
CM / MT	1	1	1	1	1	1	1	1	1	1
CODE	01400	01450	01500	01550	01600	01650	01700	01750	01800	01850
Ø mm	14,00	14,50	15,00	15,50	16,00	16,50	17,00	17,50	18,00	18,50
L1 mm	189	212	212	218	218	223	223	228	228	233
L2 mm	108	114	114	120	120	125	125	130	130	135
CM / MT	1	2	2	2	2	2	2	2	2	2
CODE	01900	01950	02000	02050	02100	02150	02200	02250	02300	02350
Ø mm	19,00	19,50	20,00	20,50	21,00	21,50	22,00	22,50	23,00	23,50
L1 mm	233	238	238	243	243	248	248	253	253	276
L2 mm	135	140	140	145	145	150	150	155	155	155
CM / MT	2	2	2	2	2	2	2	2	2	3
CODE	02400	02450	02500	02550	02600	02650	02700	02725	02750	02800
Ø mm	24,00	24,50	25,00	25,50	26,00	26,50	27,00	27,25	27,50	28,00
L1 mm	281	281	281	286	286	286	291	291	291	291
L2 mm	160	160	160	165	165	165	170	170	170	170
CM / MT	3	3	3	3	3	3	3	3	3	3
CODE	02850	02900	02950	03000	03050	03100	03150	03200	03300	03400
Ø mm	28,50	29,00	29,50	30,00	30,50	31,00	31,50	32,00	33,00	34,00
L1 mm	296	296	296	296	301	301	301	334	334	339
L2 mm	175	175	175	175	180	180	180	185	185	190
CM / MT	3	3	3	3	3	3	3	4	4	4
CODE	03500	03600	03700	03800	03850*	03900	04000	05300*	05600*	06400*
Ø mm	35,00	36,00	37,00	38,00	38,50	39,00	40,00	53,00	56,00	64,00
L1 mm	339	344	344	349	349	349	349	412	417	432
L2 mm	190	195	195	200	200	200	200	225	230	245
CM / MT	4	4	4	4	4	4	4	5	5	5
CODE	06600*	06700*	06900*	07200*	07500*	07700*	07800*	07900*	08500*	09000*
Ø mm	66,00	67,00	69,00	72,00	75,00	77,00	78,00	79,00	85,00	90,00
L1 mm	432	432	437	442	442	514	514	514	519	524
L2 mm	245	245	250	255	255	260	260	260	265	270
CM / MT	5	5	5	5	5	6	6	6	6	6
CODE	09500*									
Ø mm	95,00									
L1 mm	529									
L2 mm	275									
CM / MT	6									

* Prodotti ad esaurimento in alternativa consultare il catalogo BOHRCRAFT
* While stocks last, for alternative products see the BOHRCRAFT catalogue


PUNTE ELICOIDALI CODOLO CONICO DIN 345 TAPER SHANK TWIST DRILL BITS DIN 345

PUNTE ELICOIDALI CODOLO CONICO / TAPER SHANK TWIST DRILL BITS

ART. 01.18R

HSS esecuzione molata DIN 345. Serie corta. Finitura: brunita nera. Angolo tagliente 118°. Affilatura: tipo N. Elica destra.
Tolleranza Ø: h8.

HSS ground DIN 345. Short series. Coating: black oxide. Point angle: 118°. Point thinning: N. Right helix. Ø tolerance: h8.



CODE	0600	0650	0700	0750	0800	0850	0900	0950	1000	1050
Ø mm	6,00	6,50	7,00	7,50	8,00	8,50	9,00	9,50	10,00	10,50
L1 mm	138	144	150	150	156	156	162	162	168	168
L2 mm	57	63	69	69	75	75	81	81	87	87
CM/MT	1	1	1	1	1	1	1	1	1	1
CODE	1100	1150	1200	1250	1300	1350	1400	1450	1500	1550
Ø mm	11,0	11,50	12,00	12,50	13,00	13,50	14,00	14,50	15,00	15,50
L1 mm	175	175	182	182	182	189	189	212	212	218
L2 mm	94	94	101	101	101	108	108	114	114	120
CM/MT	1	1	1	1	1	1	1	2	2	2
CODE	1600	1650	1700	1750	1800	1850	1900	1950	2000	2050
Ø mm	16,00	16,50	17,00	17,50	18,00	18,50	19,00	19,50	20,00	20,50
L1 mm	218	223	223	228	228	233	233	238	238	243
L2 mm	120	125	125	130	130	135	135	140	140	145
CM/MT	2	2	2	2	2	2	2	2	2	2
CODE	2100	2150	2200	2250	2300	2350	2400	2450	2500	2550
Ø mm	21,00	21,50	22,00	22,50	23,00	23,50	24,00	24,50	25,00	25,50
L1 mm	243	248	248	253	253	276	281	281	281	286
L2 mm	145	150	150	155	155	155	160	160	160	165
CM/MT	2	2	2	2	2	3	3	3	3	3
CODE	2600	2650	2700	2750	2800	2850	2900	2950	3000	3100
Ø mm	26,00	26,50	27,00	27,50	28,00	28,50	29,00	29,50	30,00	31,00
L1 mm	286	286	291	291	291	296	296	296	296	301
L2 mm	165	165	170	170	170	175	175	175	175	180
CM/MT	3	3	3	3	3	3	3	3	3	3
CODE	3200	3300	3400	3500	3600	3700	3800	3900	4000	4100
Ø mm	32,00	33,00	34,00	35,00	36,00	37,00	38,00	39,00	40,00	41,00
L1 mm	334	334	339	339	344	344	349	349	349	354
L2 mm	185	185	190	190	195	195	200	200	200	205
CM/MT	4	4	4	4	4	4	4	4	4	4
CODE	4200	4300	4400	4500	4600	4700	4800	4900	5000	5100
Ø mm	42,00	43,00	44,00	45,00	46,00	47,00	48,00	49,00	50,00	51,00
L1 mm	354	359	359	359	364	364	369	369	369	412
L2 mm	205	210	210	210	215	215	220	220	220	225
CM/MT	4	4	4	4	4	4	4	4	4	5
CODE	5200	5300	5400	5500	5600	5700	5800	5900	6000	
Ø mm	52,00	53,00	54,00	55,00	56,00	57,00	58,00	59,00	60,00	
L1 mm	412	412	417	417	417	422	422	422	422	
L2 mm	225	225	230	230	230	235	235	235	235	
CM/MT	5	5	5	5	5	5	5	5	5	

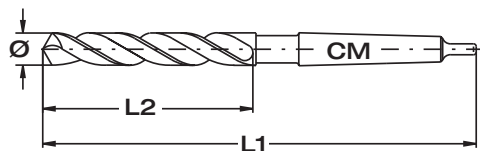
* Prodotti ad esaurimento in alternativa consultare il catalogo BOHRCRAFT
* While stocks last, for alternative products see the BOHRCRAFT catalogue

PUNTE ELICOIDALI CODOLO CONICO DIN 345 TAPER SHANK TWIST DRILL BITS DIN 345

PUNTE ELICOIDALI CODOLO CONICO / TAPER SHANK TWIST DRILL BITS

ART. 01.48

HSS esecuzione molata DIN 345. Serie corta. Finitura: TiN. Angolo tagliente 118°. Affilatura: tipo N. Elica destra. Tolleranza Ø: h8.
HSS ground DIN 345. Short series. Coating: TiN. Point angle: 118°. Point thinning: N. Right helix. Ø tolerance: h8.



CODE	00800	00850	00900	00950	01000	01050	01100	01150	01200	01250	01500
Ø mm	8,00	8,50	9,00	9,50	10,00	10,50	11,00	11,50	12,00	12,50	15,00
L1 mm	156	156	162	162	168	168	175	175	182	182	212
L2 mm	75	75	81	81	87	87	94	94	101	101	114
CM / MT	1	1	1	1	1	1	1	1	1	1	2

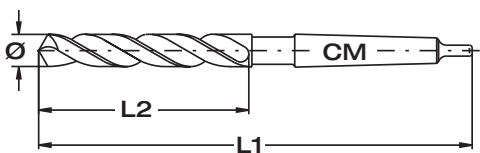
CODE	01550	01650	01850	01900	02000	02100	02150	02250	02350	02450
Ø mm	15,50	16,50	18,50	19,00	20,00	21,00	21,50	22,50	23,50	24,50
L1 mm	218	223	233	233	238	243	248	253	276	281
L2 mm	120	125	135	135	140	145	150	155	155	160
CM / MT	2	2	2	2	2	2	2	2	3	3

PUNTE ELICOIDALI CODOLO CONICO / TAPER SHANK TWIST DRILL BITS

ART. 01.49

HSCo esecuzione molata DIN 345. Serie corta. Finitura: bianca. Angolo tagliente 130°. Affilatura: tipo TLS 1000C. Elica destra. Tolleranza Ø: h8.

HSCo-8 ground DIN 345. Short series. Coating: bright. Point angle: 130°. Point thinning: TLS 1000C. Right helix. Ø tolerance: h8.



CODE	01000	01050	01080	01100	01120	01180	01200	01220	01250	01280	01300
Ø mm	10,00	10,50	10,80	11,00	11,20	11,80	12,00	12,20	12,50	12,80	13,00
L1 mm	168	168	175	175	175	175	182	182	182	182	182
L2 mm	87	87	94	94	94	94	101	101	101	101	101
CM / MT	1	1	1	1	1	1	1	1	1	1	1

CODE	01320	01350	01380	01400	01450	01500	01550	01600	01650	01700	01750
Ø mm	13,20	13,50	13,80	14,00	14,50	15,00	15,50	16,00	16,50	17,00	17,50
L1 mm	182	189	189	189	212	212	218	218	223	223	228
L2 mm	101	108	108	108	114	114	120	120	125	125	130
CM / MT	1	1	1	1	2	2	2	2	2	2	2

CODE	01850	02000	02050	02100	02150	02250	02300	02350	02450
Ø mm	18,50	20,00	20,50	21,00	21,50	22,50	23,00	23,50	24,50
L1 mm	233	238	243	243	248	253	253	276	281
L2 mm	135	140	145	145	150	155	155	155	160
CM / MT	2	2	2	2	2	2	2	3	3

* Prodotti ad esaurimento in alternativa consultare il catalogo BOHRCRAFT
* While stocks last, for alternative products see the BOHRCRAFT catalogue

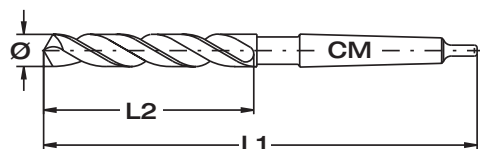
PUNTE ELICOIDALI CODOLO CONICO DIN 345 TAPER SHANK TWIST DRILL BITS DIN 345

PUNTE ELICOIDALI CODOLO CONICO / TAPER SHANK TWIST DRILL BITS

ART. 01.59

HSCo esecuzione molata **DIN 345**. Serie corta. Finitura: **TiAIN**. Angolo tagliente **130°**. Affilatura: **tipo TLS 1000C**. Elica **destra**. Tolleranza \varnothing : **h8**.

HSCo ground DIN 345. Short series. Coating: **TiAIN**. Point angle: **130°**. Point thinning: **TLS 1000C**. Right helix. \varnothing tolerance: **h8**.



CODE	01000	01050	01100	01150	01200	01250	01300	01350	01400	01500	01600
\varnothing mm	10,00	10,50	11,00	11,50	12,00	12,50	13,00	13,50	14,00	15,00	16,00
L1 mm	168	168	175	175	182	182	182	189	189	212	218
L2 mm	87	87	94	94	101	101	101	108	108	114	120
CM / MT	1	1	1	1	1	1	1	1	1	2	2
CODE	01650	01700	01800	01850	01900	02000	02050	02250	02300	02350	02400
\varnothing mm	16,50	17,00	18,00	18,50	19,00	20,00	20,50	22,50	23,00	23,50	24,00
L1 mm	223	223	228	233	233	238	243	253	253	276	281
L2 mm	125	125	130	135	135	140	145	155	155	155	160
CM / MT	2	2	2	2	2	2	2	2	2	3	3
CODE	02450	02500									
\varnothing mm	24,50	25,00									
L1 mm	281	281									
L2 mm	160	160									
CM / MT	3	3									


PUNTE ELICOIDALI CODOLO CONICO DIN 341 TAPER SHANK TWIST DRILL BITS DIN 341

PUNTE ELICOIDALI CODOLO CONICO / TAPER SHANK TWIST DRILL BITS

ART. 01.22

HSCo esecuzione molata **DIN 341**. Serie lunga. Finitura: **brunita nera**. Angolo tagliente **118°**. Affilatura: **tipo N**. Elica **destra**. Tolleranza \varnothing : **h8**.

HSCo ground DIN 341. Long series. Coating: **black oxide**. Point angle: **118°**. Point thinning: **N**. Right helix. \varnothing tolerance: **h8**.



CODE	00700	00800	00900	01000	01100	01200	01300	01400	01600	01700	01800
\varnothing mm	7,00	8,00	9,00	10,00	11,00	12,00	13,00	14,00	16,00	17,00	18,00
L1 mm	174	181	188	197	206	215	215	223	251	257	263
L2 mm	93	100	107	116	125	134	134	142	153	159	165
CM / MT	1	1	1	1	1	1	1	1	2	2	2
CODE	01900	02000	02100	02200	02300	02400	02600	02700	02800	02900	03000
\varnothing mm	19,00	20,00	21,00	22,00	23,00	24,00	26,00	27,00	28,00	29,00	30,00
L1 mm	269	275	282	289	296	327	335	343	343	351	351
L2 mm	171	177	184	191	198	206	214	222	222	230	230
CM / MT	2	2	2	2	2	3	3	3	3	3	3
CODE	03100	03200	03300	03500	03600	03700	03900	04200	04400	04600	04700
\varnothing mm	31,00	32,00	33,00	35,00	36,00	37,00	39,00	42,00	44,00	46,00	47,00
L1 mm	360	397	397	406	416	416	426	436	447	459	459
L2 mm	239	248	248	257	267	267	277	287	298	310	310
CM / MT	3	4	4	4	4	4	4	4	4	4	4
CODE	04800	05000									
\varnothing mm	48,00	50,00									
L1 mm	470	470									
L2 mm	321	321									
CM / MT	4	4									

* Prodotti ad esaurimento in alternativa consultare il catalogo BOHRCRAFT

* While stocks last, for alternative products see the BOHRCRAFT catalogue

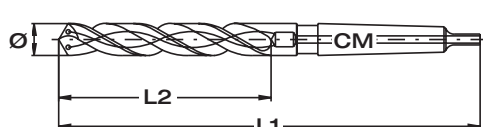
PUNTE ELICOIDALI CODOLO CONICO DIN 341
TAPER SHANK TWIST DRILL BITS DIN 341

PUNTE ELICOIDALI CODOLO CONICO E FORI DI ADDUZIONE ASSIALI
TAPER SHANK TWIST DRILL BITS WITH AXIAL COOLANT DUCTS

ART. 01.57

HSS esecuzione molata DIN 341. Serie lunga. Finitura: brunita nera. Angolo tagliente 118°. Affilatura: tipo N-KK. Elica destra. Tolleranza Ø: h8.

HSS ground DIN 341. Long series. Coating: black oxide. Point angle: 118°. Point thinning: N-KK. Right helix. Ø tolerance: h8.



CODE	01000	01050	01100	01150	01200	01250	01300	01350	01400
Ø mm	10,00	10,50	11,00	11,50	12,00	12,50	13,00	13,50	14,00
L1 mm	236	245	245	254	254	254	254	262	262
L2 mm	116	125	125	134	134	134	134	142	142
CM / MT	3	3	3	3	3	3	3	3	3
CODE	01450	01500	01550	01650	01700	01750	01800	01850	01900
Ø mm	14,50	15,00	15,50	16,50	17,00	17,50	18,00	18,50	19,00
L1 mm	267	267	273	279	279	285	285	291	291
L2 mm	147	147	153	159	159	165	165	171	171
CM / MT	3	3	3	3	3	3	3	3	3
CODE	01950	02000	02100	02200	02300	02400	02450	02500	02600
Ø mm	19,50	20,00	21,00	22,00	23,00	24,00	24,50	25,00	26,00
L1 mm	297	297	304	312	319	327	327	327	335
L2 mm	177	177	184	191	198	206	206	206	214
CM / MT	3	3	3	3	3	3	3	3	3
CODE	02700	02800	02900	03000	03100	03200	03300	03400	03500
Ø mm	27,00	28,00	29,00	30,00	31,00	32,00	33,00	34,00	35,00
L1 mm	372	372	380	380	389	389	397	406	406
L2 mm	222	222	230	230	239	239	248	257	257
CM / MT	4	4	4	4	4	4	4	4	4
CODE	03600	04000							
Ø mm	36,00	40,00							
L1 mm	416	426							
L2 mm	267	277							
CM / MT	4	4							

* Prodotti ad esaurimento in alternativa consultare il catalogo BOHRCRAFT
* While stocks last, for alternative products see the BOHRCRAFT catalogue

PUNTE ELICOIDALI CODOLO CONICO DIN 341 TAPER SHANK TWIST DRILL BITS DIN 341

PUNTE ELICOIDALI CODOLO CONICO E FORI DI ADDUZIONE RADIALI TAPER SHANK TWIST DRILL BITS WITH RADIAL COOLANT DUCTS

ART. 01.58

HSS esecuzione molata DIN 341. Serie lunga. Finitura: brunita nera. Angolo tagliente 118°. Affilatura: tipo N-KK. Elica destra. Tolleranza Ø: h8.

HSS ground DIN 341. Long series. Coating: black oxide. Point angle: 118°. Point thinning: N-KK. Right helix. Ø tolerance: h8.



CODE	01000	01050	01100	01150	01200	01250	01300	01350	01400	01450
Ø mm	10,00	10,50	11,00	11,50	12,00	12,50	13,00	13,50	14,00	14,50
L1 mm	236	245	245	254	254	254	254	262	262	267
L2 mm	116	125	125	134	134	134	134	142	142	147
CM / MT	3	3	3	3	3	3	3	3	3	3
CODE	01500	01550	01600	01650	01700	01750	01800	01850	01900	01950
Ø mm	15,00	15,50	16,00	16,50	17,00	17,50	18,00	18,50	19,00	19,50
L1 mm	267	273	273	279	279	285	285	291	291	297
L2 mm	147	153	153	159	159	165	165	171	171	177
CM / MT	3	3	3	3	3	3	3	3	3	3
CODE	02000	02100	02200	02300	02400	02450	02600	02700	02800	02900
Ø mm	20,00	21,00	22,00	23,00	24,00	24,50	26,00	27,00	28,00	29,00
L1 mm	297	304	312	319	327	327	335	372	372	380
L2 mm	177	184	191	198	206	206	214	222	222	230
CM / MT	3	3	3	3	3	3	3	4	4	4
CODE	03000	03100	03200	03300	03400	03500	03600	04000		
Ø mm	30,00	31,00	32,00	33,00	34,00	35,00	36,00	40,00		
L1 mm	380	389	389	397	406	406	416	426		
L2 mm	230	239	239	248	257	257	267	277		
CM / MT	4	4	4	4	4	4	4	4		

* Prodotti ad esaurimento in alternativa consultare il catalogo BOHRCRAFT
* While stocks last, for alternative products see the BOHRCRAFT catalogue

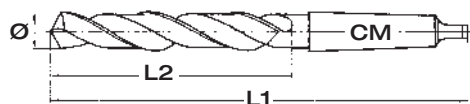
PUNTE ELICOIDALI CODOLO CONICO DIN 1870
TAPER SHANK TWIST DRILL BITS DIN 1870

PUNTE ELICOIDALI CODOLO CONICO / TAPER SHANK TWIST DRILL BITS

ART. 01.20

HSS esecuzione molata DIN 1870. Serie extra lunga. Finitura: brunita nera. Angolo tagliente 118°. Affilatura: tipo A. Elica destra. Tolleranza Ø: h8.

HSS ground DIN 1870. Extra long series. Coating: black oxide. Point angle: 118°. Point thinning: A. Right helix. Ø tolerance: h8.



CODE	00800*	00850*	00900*	00950*	01000*	01050*	01100*	01150*	01250*	01300*
Ø mm	8,00	8,50	9,00	9,50	10,00	10,50	11,00	11,50	12,50	13,00
L1 mm	265	265	275	275	285	285	300	300	310	310
L2 mm	165	165	175	175	185	185	195	195	205	205
CM / MT	1	1	1	1	1	1	1	1	1	1
CODE	01350*	01500*	01550*	01650*	01750*	01800*	01850*	01900*	01950*	02000*
Ø mm	13,50	15,00	15,50	16,50	17,50	18,00	18,50	19,00	19,50	20,00
L1 mm	325	340	355	355	370	370	370	370	385	385
L2 mm	220	220	230	230	245	245	245	245	260	260
CM / MT	1	2	2	2	2	2	2	2	2	2
CODE	02050*	02150*	02200*	02250*	02800*	03000*	03100*	03200*	03300*	03500*
Ø mm	20,50	21,50	22,00	22,50	28,00	30,00	31,00	32,00	33,00	35,00
L1 mm	385	405	405	405	460	460	480	505	505	530
L2 mm	260	270	270	270	305	305	320	320	320	340
CM / MT	2	2	2	2	3	3	3	4	4	4
CODE	03600*	03700*	04000*	04800*	05000*					
Ø mm	36,00	37,00	40,00	48,00	50,00					
L1 mm	530	530	555	605	605					
L2 mm	340	340	360	405	405					
CM / MT	4	4	4	4	4					

* Prodotti ad esaurimento in alternativa consultare il catalogo BOHRCRAFT
* While stocks last, for alternative products see the BOHRCRAFT catalogue

PUNTE ELICOIDALI CODOLO CONICO DIN 1870 TAPER SHANK TWIST DRILL BITS DIN 1870

PUNTE ELICOIDALI CODOLO CONICO / TAPER SHANK TWIST DRILL BITS

ART. 01.21

HSS esecuzione molata DIN 1870. Serie extra lunga. Finitura: brunita nera. Angolo tagliente 118°. Affilatura: tipo N. Elica destra. Tolleranza Ø: h8.

HSS ground DIN 1870. Extra long series. Coating: black oxide. Point angle: 118°. Point thinning: N. Right helix. Ø tolerance: h8.



CODE	00800*	00850*	00900*	00950*	01000*	01050*	01100*	01150*	01200*	01250*
Ø mm	8,00	8,50	9,00	9,50	10,00	10,50	11,00	11,50	12,00	12,50
L1 mm	330	330	345	345	360	360	375	375	395	395
L2 mm	210	210	220	220	235	235	250	250	260	260
CM / MT	1	1	1	1	1	1	1	1	1	1
CODE	01300*	01350*	01400*	01450*	01500*	01550*	01600*	01650*	01700*	01750*
Ø mm	13,00	13,50	14,00	14,50	15,00	15,50	16,00	16,50	17,00	17,50
L1 mm	395	410	410	425	425	445	445	445	445	465
L2 mm	260	275	275	275	275	295	295	295	295	310
CM / MT	1	1	1	2	2	2	2	2	2	2
CODE	01800*	01850*	01900*	02000*	02150*	02250*	02300*	02350*	02600*	02700*
Ø mm	18,00	18,50	19,00	20,00	21,50	22,50	23,00	23,50	26,00	27,00
L1 mm	465	465	465	490	515	515	515	535	555	580
L2 mm	310	310	310	325	345	345	345	345	365	385
CM / MT	2	2	2	2	2	2	2	3	3	3
CODE	02900*	03000*	03100*	03400*	03500*	03800*	04000*	04200*	04800*	
Ø mm	29,00	30,00	31,00	34,00	35,00	38,00	40,00	42,00	48,00	
L1 mm	580	580	610	665	665	695	695	695	765	
L2 mm	385	385	410	430	430	460	460	460	510	
CM / MT	3	3	3	4	4	4	4	4	4	

* Prodotti ad esaurimento in alternativa consultare il catalogo BOHRCRAFT
* While stocks last, for alternative products see the BOHRCRAFT catalogue


PUNTE IN MICROGRANA E PER CENTRI DI LAVORO
MICROGRAIN DRILL BITS AND CNC DRILL BITS

PUNTE ELICOIDALI CILINDRICHE / STRAIGHT SHANK TWIST DRILL BITS

ART. 01.62

MD micrograna. **Serie extra corta.** Finitura: **bianca.** Angolo tagliente **90°.** Affilatura: **tipo A.** Elica **destra.** Tolleranza Ø: **h6.** Tolleranza codolo: **h6.**

HM micrograin carbide. **Stub length.** Coating: **bright.** Point angle: **90°.** Point thinning: **A.** **Right** helix. Ø tolerance: **h6.** Shank tolerance: **h6**




CODE	00600	00800	01000	01200	01600	02000
Ø mm	6,00	8,00	10,00	12,00	16,00	20,00
L1 mm	66	79	89	102	115	131
L2 mm	16	21	25	30	37	45

PUNTE ELICOIDALI CILINDRICHE / STRAIGHT SHANK TWIST DRILL BITS

ART. 01.63

MD micrograna. **Serie extra corta.** Finitura: **bianca.** Angolo tagliente **120°.** Affilatura: **tipo A.** Elica **destra.** Tolleranza Ø: **h6.** Tolleranza codolo: **h6.**

HM micrograin carbide. **Stub length.** Coating: **bright.** Point angle: **120°.** Point thinning: **A.** **Right** helix. Ø tolerance: **h6.** Shank tolerance: **h6**



CODE	00600	00800	01000	01200	01600	02000
Ø mm	6,00	8,00	10,00	12,00	16,00	20,00
L1 mm	66	79	89	102	115	131
L2 mm	16	21	25	30	37	45

* Prodotti ad esaurimento in alternativa consultare il catalogo BOHRCRAFT
* While stocks last, for alternative products see the BOHRCRAFT catalogue

PUNTE IN MICROGRANA E PER CENTRI DI LAVORO MICROGRAIN DRILL BITS AND CNC DRILL BITS

PUNTE ELICOIDALI CILINDRICHE TAGLIENTI MD CARBIDE TIPPED STRAIGHT SHANK TWIST DRILL BITS

ART. 01.66

HSS. Tagliente K10/K20 DIN 8037. Finitura: **bianca**. Angolo tagliente **118°**. Affilatura: **tipo H**. Elica **destra**. Tolleranza Ø: **h7**.
HSS. Cutting edge: **K10/K20 DIN 8037**. Coating: **bright**. Point angle: **118°**. Point thinning: **H**. **Right** helix. Ø tolerance: **h7**.



CODE	00300	00310	00325	00330	00350	00360	00370	00380*	00390	00400	00420
Ø mm	3,00	3,10	3,25	3,30	3,50	3,60	3,70	3,80	3,90	4,00	4,20
L1 mm	56	56	56	56	56	56	56	56	56	56	63
L2 mm	25	25	25	25	25	25	25	25	25	25	28
CODE	00430	00450	00460	00470	00475	00480	00490	00500	00510	00520	00530
Ø mm	4,30	4,50	4,60	4,70	4,75	4,80	4,90	5,00	5,10	5,20	5,30
L1 mm	63	63	63	63	63	63	63	63	71	71	71
L2 mm	28	28	28	28	28	28	28	28	32	32	32
CODE	00550	00560	00570	00580	00590	00600	00620	00630	00640	00650	00660
Ø mm	5,50	5,60	5,70	5,80	5,90	6,00	6,20	6,30	6,40	6,50	6,60
L1 mm	71	71	71	71	71	71	71	71	71	71	80
L2 mm	32	32	32	32	32	32	32	32	32	32	40
CODE	00670	00680	00690	00700	00710	00720	00730	00750	00760	00770	00780
Ø mm	6,70	6,80	6,90	7,00	7,10	7,20	7,30	7,50	7,60	7,70	7,80
L1 mm	80	80	80	80	80	80	80	80	80	80	80
L2 mm	40	40	40	40	40	40	40	40	40	40	40
CODE	00790	00800	00810	00840	00850	00860	00870	00880	00890	00900	00910
Ø mm	7,90	8,00	8,10	8,40	8,50	8,60	8,70	8,80	8,90	9,00	9,10
L1 mm	80	80	90	90	90	90	90	90	90	90	90
L2 mm	40	40	50	50	50	50	50	50	50	50	50
CODE	00920	00930	00940	00950	00960	00970	00980	00990	01000	01020	01050
Ø mm	9,20	9,30	9,40	9,50	9,60	9,70	9,80	9,90	10,00	10,20	10,50
L1 mm	90	90	90	90	100	100	100	100	100	100	100
L2 mm	50	50	50	50	56	56	56	56	56	56	56
CODE	01100	01120	01180	01200	01250	01300	01330	01350	01400	01500	01525*
Ø mm	11,00	11,20	11,80	12,00	12,50	13,00	13,30	13,50	14,00	15,00	15,25
L1 mm	100	112	112	112	112	112	125	125	125	125	140
L2 mm	56	63	63	63	63	63	71	71	71	71	80
CODE	01600	01700	01800	01850*	01900	01950	02000				
Ø mm	16,00	17,00	18,00	18,50	19,00	19,50	20,00				
L1 mm	140	140	160	160	160	160	160				
L2 mm	80	80	90	90	90	90	90				

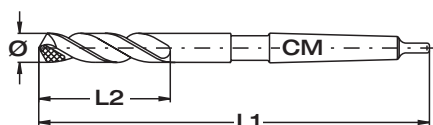
* Prodotti ad esaurimento in alternativa consultare il catalogo BOHRCRAFT
* While stocks last, for alternative products see the BOHRCRAFT catalogue

PUNTE IN MICROGRANA E PER CENTRI DI LAVORO
MICROGRAIN DRILL BITS AND CNC DRILL BITS

PUNTE ELICOIDALI CODOLO CONICO TAGLIENTI MD
CARBIDE TIPPED STRAIGHT SHANK TWIST DRILL BITS

ART. 01.67

HSS. Tagliente K10/K20 DIN 8041. Finitura: bianca. Angolo tagliente 118°. Affilatura: tipo H. Elica destra. Tolleranza Ø: h7.
HSS. Cutting edge: K10/K20 DIN 8041. Coating: bright. Point angle: 118°. Point thinning: H. Right helix. Ø tolerance: h7.



CODE	00800	00850	00900	00950	00975*	01000	01050	01100	01120*	01150
Ø mm	8,00	8,50	9,00	9,50	9,75	10,00	10,50	11,00	11,20	11,50
L1 mm	140	140	140	140	140	140	140	140	146	146
L2 mm	50	50	50	50	50	50	50	50	56	56
CM / MT	1	1	1	1	1	1	1	1	1	1
CODE	01200	01250	01275*	01300	01350	01370*	01375	01400	01420*	01450
Ø mm	12,00	12,50	12,75	13,00	13,50	13,70	13,75	14,00	14,20	14,50
L1 mm	146	146	146	146	168	168	168	168	168	168
L2 mm	56	56	56	56	63	63	63	63	63	63
CM / MT	1	1	1	1	2	2	2	2	2	2
CODE	01460*	01500	01550*	01575*	01580*	01600	01650	01680*	01700	01750
Ø mm	14,60	15,00	15,50	15,75	15,80	16,00	16,50	16,80	17,00	17,50
L1 mm	168	168	175	175	175	175	175	175	175	185
L2 mm	63	63	70	70	70	70	70	70	70	80
CM / MT	2	2	2	2	2	2	2	2	2	2
CODE	01780*	01800	01850	01900	01950	02000	02050	02100	02150	02200
Ø mm	17,80	18,00	18,50	19,00	19,50	20,00	20,50	21,00	21,50	22,00
L1 mm	185	185	185	185	215	215	215	215	215	215
L2 mm	80	80	80	80	90	90	90	90	90	90
CM / MT	2	2	2	2	3	3	3	3	3	3
CODE	02250	02300	02350	02400	02425*	02450	02500	02550	02600	02650*
Ø mm	22,50	23,00	23,50	24,00	24,25	24,50	25,00	25,50	26,00	26,50
L1 mm	225	225	225	225	225	225	225	260	260	260
L2 mm	100	100	100	100	100	100	100	110	110	110
CM / MT	3	3	3	3	3	3	3	4	4	4
CODE	02700	02750	02800	02850	02900	02950	03000			
Ø mm	27,00	27,50	28,00	28,50	29,00	29,50	30,00			
L1 mm	260	260	260	275	275	275	275			
L2 mm	110	110	110	125	125	125	125			
CM / MT	4	4	4	4	4	4	4			

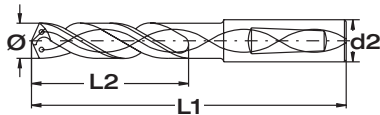
* Prodotti ad esaurimento in alternativa consultare il catalogo BOHRCRAFT
* While stocks last, for alternative products see the BOHRCRAFT catalogue

PUNTE IN MICROGRANA E PER CENTRI DI LAVORO MICROGRAIN DRILL BITS AND CNC DRILL BITS

PUNTE ELICOIDALI CON FORI DI ADDUZIONE LIQUIDO REFRIGERANTE TWIST DRILL BITS WITH COOLANT DUCTS

ART. 01.68

HSCo esecuzione standard **tipo C**. Attacco: **DIN 6535 HEK**. Finitura: **bianca**. Angolo tagliente **130°**. Affilatura: **tipo S-KK**. Elica **destra**. Tolleranza \varnothing : **h8**. Tolleranza codolo: **h6**.
HSCo web thinning standard **form C**. Shank: **DIN 6535 HEK**. Coating: **bright**. Point angle: **130°**. Point thinning: **S-KK**. Right helix. \varnothing tolerance: **h8**. Shank tolerance: **h6**.

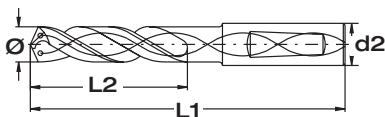


CODE	00500*	00550*	00600*	00650*	00700*	00750*	00800*	00850*	00900*	00950*	01000*
\varnothing mm	5,00	5,50	6,00	6,50	7,00	7,50	8,00	8,50	9,00	9,50	10,00
L1 mm	66	66	66	79	79	79	79	89	89	89	89
L2 mm	23	23	23	36	36	36	36	42	42	42	42
d2 mm	6	6	6	8	8	8	8	10	10	10	10
CODE	01020*	01050*	01100*	01150*	01200*	01250*	01300*	01350*	01400*	01450*	01500*
\varnothing mm	10,20	10,50	11,00	11,50	12,00	12,50	13,00	13,50	14,00	14,50	15,00
L1 mm	102	102	102	102	102	107	107	107	107	115	115
L2 mm	50	50	50	50	50	55	55	55	55	60	60
d2 mm	12	12	12	12	12	14	14	14	14	16	16
CODE	01550*	01600*	01650*	01700*	01750*	01800*	01850*	01900*	01950*	02000*	
\varnothing mm	15,50	16,00	16,50	17,00	17,50	18,00	18,50	19,00	19,50	20,00	
L1 mm	115	115	123	123	123	123	131	131	131	131	
L2 mm	60	60	68	68	68	68	74	74	74	74	
d2 mm	16	16	18	18	18	18	20	20	20	20	

PUNTE ELICOIDALI CON FORI DI ADDUZIONE LIQUIDO REFRIGERANTE TWIST DRILL BITS WITH COOLANT DUCTS

ART. 01.69

HSCo esecuzione standard **tipo C**. Attacco: **DIN 6535 HEK**. Finitura: **TiN**. Angolo tagliente **130°**. Affilatura: **tipo S-KK**. Elica **destra**. Tolleranza \varnothing : **h8**. Tolleranza codolo: **h6**.
HSCo web thinning standard **form C**. Shank: **DIN 6535 HEK**. Coating: **TiN**. Point angle: **130°**. Point thinning: **S-KK**. Right helix. \varnothing tolerance: **h8**. Shank tolerance: **h6**.



CODE	00500*	00550*	00600*	00650*	00680*	00700*	00750*	00800*	00850*	00900*	00950*
\varnothing mm	5,00	5,50	6,00	6,50	6,80	7,00	7,50	8,00	8,50	9,00	9,50
L1 mm	66	66	66	79	79	79	79	79	89	89	89
L2 mm	23	23	23	36	36	36	36	36	42	42	42
d2 mm	6	6	6	8	8	8	8	8	10	10	10
CODE	01000*	01020*	01100*	01150*	01200*	01250*	01300*	01350*	01400*	01450*	01500*
\varnothing mm	10,00	10,20	11,00	11,50	12,00	12,50	13,00	13,50	14,00	14,50	15,00
L1 mm	89	102	102	102	102	107	107	107	107	115	115
L2 mm	42	50	50	50	50	55	55	55	55	60	60
d2 mm	10	12	12	12	12	14	14	14	14	16	16
CODE	01550*	01600*	01650*	01700*	01750*	01800*	01850*	01900*	01950*	02000*	
\varnothing mm	15,50	16,00	16,50	17,00	17,50	18,00	18,50	19,00	19,50	20,00	
L1 mm	115	115	123	123	123	123	131	131	131	131	
L2 mm	60	60	68	68	68	68	74	74	74	74	
d2 mm	16	16	18	18	18	18	20	20	20	20	

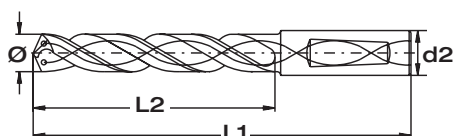
* Prodotti ad esaurimento in alternativa consultare il catalogo BOHRCRAFT
* While stocks last, for alternative products see the BOHRCRAFT catalogue

PUNTE IN MICROGRANA E PER CENTRI DI LAVORO MICROGRAIN DRILL BITS AND CNC DRILL BITS

PUNTE ELICOIDALI CON FORI DI ADDUZIONE LIQUIDO REFRIGERANTE TWIST DRILL BITS WITH COOLANT DUCTS

ART. 01.75

HSCo esecuzione standard **tipo C**. Attacco: **DIN 6535 HEK**. Finitura: **TiAIN**. Angolo tagliente **130°**. Affilatura: **tipo TLS 1000KK**. Elica **destra**. Tolleranza Ø: **h8**. Tolleranza codolo: **h6**.
HSCo web thinning standard **form C**. Shank: **DIN 6535 HEK**. Coating: **TiAIN**. Point angle: **130°**. Point thinning: **TLS 1000KK**. **Right helix**. Ø tolerance: **h8**. Shank tolerance: **h6**.

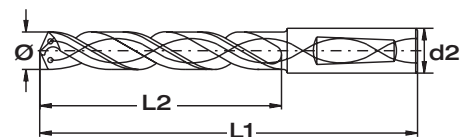


CODE	00500*	00550*	00600*	00650*	00680*	00700*	00750*	00800*	00850*	00900*
Ø mm	5,00	5,50	6,00	6,50	6,80	7,00	7,50	8,00	8,50	9,00
L1 mm	82	82	82	91	91	91	91	91	103	103
L2 mm	39	39	39	48	48	48	48	48	56	56
d2 mm	6	6	6	8	8	8	8	8	10	10
CODE	00950*	01000*	01020*	01100*	01150*	01300*	01350*	01400*	01500*	01550*
Ø mm	9,50	10,00	10,20	11,00	11,50	13,00	13,50	14,00	15,00	15,50
L1 mm	103	103	118	118	118	124	124	124	133	133
L2 mm	56	56	66	66	66	72	72	72	78	78
d2 mm	10	10	12	12	12	14	14	14	16	16
CODE	01600*	01650*	01700*	01750*	01800*	01850*	01900*	01950*	02000*	
Ø mm	16,00	16,50	17,00	17,50	18,00	18,50	19,00	19,50	20,00	
L1 mm	133	143	143	143	143	153	153	153	153	
L2 mm	78	88	88	88	88	96	96	96	96	
d2 mm	16	18	18	18	18	20	20	20	20	

PUNTE ELICOIDALI CON FORI DI ADDUZIONE LIQUIDO REFRIGERANTE TWIST DRILL BITS WITH COOLANT DUCTS

ART. 01.76

HSCo esecuzione standard **tipo C**. Attacco: **DIN 6535 HEK**. Finitura: **TiN**. Angolo tagliente **130°**. Affilatura: **tipo TLS 1000KK**. Elica **destra**. Tolleranza Ø: **h8**. Tolleranza codolo: **h6**.
HSCo web thinning standard **form C**. Shank: **DIN 6535 HEK**. Coating: **TiN**. Point angle: **130°**. Point thinning: **TLS 1000KK**. **Right helix**. Ø tolerance: **h8**. Shank tolerance: **h6**.



CODE	00500*	00550*	00600*	00650*	00680*	00700*	00750*	00800*	00850*	00900*	00950*
Ø mm	5,00	5,50	6,00	6,50	6,80	7,00	7,50	8,00	8,50	9,00	9,50
L1 mm	82	82	82	91	91	91	91	91	103	103	103
L2 mm	39	39	39	48	48	48	48	48	56	56	56
d2 mm	6	6	6	8	8	8	8	8	10	10	10
CODE	01000*	01020*	01050*	01100*	01150*	01200*	01250*	01300*	01400*	01450*	01500*
Ø mm	10,00	10,20	10,50	11,00	11,50	12,00	12,50	13,00	14,00	14,50	15,00
L1 mm	103	118	118	118	118	118	124	124	124	133	133
L2 mm	56	66	66	66	66	66	72	72	72	78	78
d2 mm	10	12	12	12	12	12	14	14	14	16	16
CODE	01550	01600*	01650*	01700*	01750*	01800*	01850*	01900*	01950*	02000*	
Ø mm	15,50	16,00	16,50	17,00	17,50	18,00	18,50	19,00	19,50	20,00	
L1 mm	133	133	143	143	143	143	153	153	153	153	
L2 mm	78	78	88	88	88	88	96	96	96	96	
d2 mm	16	16	18	18	18	18	20	20	20	20	

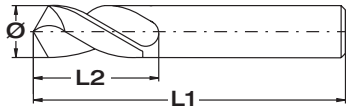
* Prodotti ad esaurimento in alternativa consultare il catalogo BOHRCRAFT
* While stocks last, for alternative products see the BOHRCRAFT catalogue

PUNTE IN MICROGRANA E PER CENTRI DI LAVORO MICROGRAIN DRILL BITS AND CNC DRILL BITS

PUNTE ELICOIDALI CILINDRICHE / STRAIGHT SHANK TWIST DRILL BITS

ART. 01.78

Micrograna **K10/K20**. Serie **extra corta**. Finitura: **bianca**. Angolo tagliente **118°**. Affilatura: **tipo N**. Elica **destra**. Tolleranza Ø: **h7**. Tolleranza codolo: **h7**.
Micrograin **K10/K20**. **Stub length**. Coating: **bright**. Point angle: **118°**. Point thinning: **N**. **Right** helix. Ø tolerance: **h7**. Shank tolerance: **h7**.



CODE	00100	00110	00120	00130	00140	00150	00160	00170	00180	00190	00200	00210
Ø mm	1,00	1,10	1,20	1,30	1,40	1,50	1,60	1,70	1,80	1,90	2,00	2,10
L1 mm	26	28	30	30	32	32	34	34	36	36	38	38
L2 mm	6	7	8	8	9	9	10	10	11	11	12	12
CODE	00220	00230	00240	00250	00260	00270	00280	00290	00300	00310	00320	00330
Ø mm	2,20	2,30	2,40	2,50	2,60	2,70	2,80	2,90	3,00	3,10	3,20	3,30
L1 mm	40	40	43	43	43	46	46	46	46	49	49	49
L2 mm	13	13	14	14	14	16	16	16	16	18	18	18
CODE	00340	00350	00360	00370	00380	00390	00400	00410	00420	00430	00440	00450
Ø mm	3,40	3,50	3,60	3,70	3,80	3,90	4,00	4,10	4,20	4,30	4,40	4,50
L1 mm	52	52	52	52	55	55	55	55	55	58	58	58
L2 mm	20	20	20	20	22	22	22	22	22	24	24	24
CODE	00460	00470	00480	00490	00500	00510	00520	00530	00540	00550	00560	00570
Ø mm	4,60	4,70	4,80	4,90	5,00	5,10	5,20	5,30	5,40	5,50	5,60	5,70
L1 mm	58	58	62	62	62	62	62	62	66	66	66	66
L2 mm	24	24	26	26	26	26	26	26	28	28	28	28
CODE	00580	00590	00600	00610	00620	00630	00640	00650	00660	00670	00680	00690
Ø mm	5,80	5,90	6,00	6,10	6,20	6,30	6,40	6,50	6,60	6,70	6,80	6,90
L1 mm	66	66	66	70	70	70	70	70	70	70	74	74
L2 mm	28	28	28	31	31	31	31	31	31	31	34	34
CODE	00700	00710	00720	00730	00740	00750	00760	00770	00780	00790	00800	00810
Ø mm	7,00	7,10	7,20	7,30	7,40	7,50	7,60	7,70	7,80	7,90	8,00	8,10
L1 mm	74	74	74	74	74	74	79	79	79	79	79	79
L2 mm	34	34	34	34	34	34	37	37	37	37	37	37
CODE	00820	00830	00840	00850	00860	00870	00880	00890	00900	00910	00920	00930
Ø mm	8,20	8,30	8,40	8,50	8,60	8,70	8,80	8,90	9,00	9,10	9,20	9,30
L1 mm	79	79	79	79	84	84	84	84	84	84	84	84
L2 mm	37	37	37	37	40	40	40	40	40	40	40	40
CODE	00940	00950	00960	00970	00980	00990	01020	01050	01100	01150	01200	
Ø mm	9,40	9,50	9,60	9,70	9,80	9,90	10,20	10,50	11,00	11,50	12,00	
L1 mm	84	84	89	89	89	89	89	89	95	95	102	
L2 mm	40	40	43	43	43	43	43	43	47	47	51	

* Prodotti ad esaurimento in alternativa consultare il catalogo BOHRCRAFT
* While stocks last, for alternative products see the BOHRCRAFT catalogue

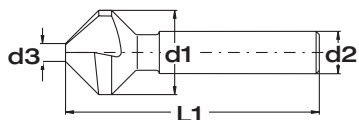
SVASATORI COUNTERSINKS

SVASATORI CON GAMBO CILINDRICO / STRAIGHT SHANK COUNTERSINKS

ART. 01.79

HSS. Finitura: **bianca**. Angolo tagliente **90°**. Forma **C**.

HSS. Coating: **bright**. Point angle: **90°**. Form **C**.



CODE	00430	00500	00530	00580	00600	00630	00700	00730	00800
d1 mm	4,30	5,00	5,30	5,80	6,00	6,30	7,00	7,30	8,00
d3 mm	1,3	1,5	1,5	1,5	1,5	1,5	1,8	1,8	2
L1 mm	40	40	40	45	45	45	50	50	50
d2 mm	4	4	4	5	5	5	6	6	6
CODE	00830	00940	01000	01040	01150	01240	01340	01500	01650
d1 mm	8,30	9,40	10,00	10,40	11,50	12,40	13,40	15,00	16,50
d3 mm	2	2,2	2,5	2,5	2,8	2,8	2,9	3,2	3,2
L1 mm	50	50	50	50	56	56	56	60	60
d2 mm	6	6	6	6	8	8	8	10	10
CODE	01900	02050	02300	02500	02600	02800	03000	03100	
d1 mm	19,00	20,50	23,00	25,00	26,00	28,00	30,00	31,00	
d3 mm	3,5	3,5	3,8	3,8	3,8	4	4,2	4,2	
L1 mm	63	63	67	67	67	71	71	71	
d2 mm	10	10	10	10	10	12	12	12	


FRESE CILINDRICHE DIN 6527 MILLING CUTTER DIN 6527

**FRESE CILINDRICHE IN METALLO DURO INTEGRALE 4 TAGLIENTI E CON TAGLIENTE AL CENTRO
FOUR FLUTE SOLID CARBIDE END MILLS, CENTRE CUTTING**

ART. 01.90

TiAIN DIN 6527. Angolo elica 38° e 41° - 4 taglienti. Tolleranza codolo: h6 DIN 6535 HB. Adatto per materiali da 850 N/mm² fino a 1300 N/mm², con durezza superficiali 40HRC.

TiAIN coating DIN 6527. Unequal helix with 38 and 41 degrees, four flutes. Shank tolerance: h6, according to DIN 6536 HB. Suitable for materials from 850 N/mm² to 1300 N/mm² with 40HRC hardness surface.



Velocità di taglio / Average cutting speed (m/min) Vc					
ISO	Materiale Material Group	Resistenza alla trazione Tensile strength N / mm ²	ae ≤ 0,25xD	ae ≤ 0,5xD	dal pieno
• P	acciaio da costruzione acciaio temprato structural steels case hardening steels	< 850	270	210	170
	acciai per utensili acciai trattabili termicamente tool steels, heat treatable steels	< 1.300	150	130	100

Avanzamento per denti / Feed per tooth mm (fz)			
D mm	ap = 1xD ae ≤ 0,25xD	ap = 1xD ae ≤ 0,5xD	ap = 1xD dal pieno
4	0,035	0,03	0,015
5	0,035	0,03	0,015
6	0,045	0,04	0,03
8	0,06	0,05	0,04
10	0,07	0,06	0,05
12	0,1	0,09	0,08
14	0,12	0,1	0,09
16	0,15	0,13	0,11
18	0,17	0,15	0,13
20	0,18	0,15	0,14

Vc = Velocità di taglio (m/min)
Average cutting speed (m/min)
ae = Profondità passata radiale (mm)
Length of cut (mm)
ap = Profondità passata (mm)
Depth of cut (mm)
fz = Avanzamento per denti (mm)
Feed for tooth in mm
 $n = Vc * 1.000 / \pi / d$
 $fn = fz * z = mm$
 $Vf = fz * z * n = mm$

Per materiali trattati termicamente e in acciaio consigliamo di ridurre l'avanzamento del 20%. Riferimento di calcolo basato sulla lavorazione a umido.
Avanzamento per dente fz - ap = 1xd
L'alimentazione e la velocità devono essere adattate a determinate condizioni.

For heat treated and stainless materials we recommend to reduce the feed by 20%. Calculation reference based on wet-machining. Feed per tooth fz at ap = 1 x d. Feed and speed need to be adjusted to given conditions.

CODE	00400	00500	00600	00800	01000	01200	01400	01600	01800	02000
d1 mm	4	5	6	8	10	12	14	16	18	20
d2 mm	6	6	6	8	10	12	14	16	18	20
L1 mm	57	57	57	63	72	83	83	92	92	104
L2 mm	11	13	13	19	22	26	26	32	32	38
L3 mm	19	21	21	27	32	38	38	44	44	54
Z mm	4	4	4	4	4	4	4	4	4	4

* Prodotti ad esaurimento in alternativa consultare il catalogo BOHRCRAFT
* While stocks last, for alternative products see the BOHRCRAFT catalogue

UTENSILI DA TAGLIO CUTTING TOOLS

FRESE A TAZZA / HOLE SAWS

ART. 01.35

Per forare lamiere in acciaio, ferro e materiali metallici in genere. Acciaio super rapido HSS.

For drilling steel and metal sheets, iron and metal in general. Made of HSS.



VELOCITÀ DI TAGLIO CONSIGLIATE (g/min.) RECOMMENDED CUTTING SPEEDS (rpm)				
Ø mm frese Hole saw Ø	Leghe leggere Light alloy	Ferro - acciaio Iron - Steel	Ghisa Cast iron	Acciaio inox Stainless steel
12-17	1.000	400	360	300
18-24	900	300	270	240
25-32	700	250	230	200
33-38	600	200	180	160
39-45	550	180	170	140
46-51	500	160	150	110
52-57	450	130	120	90
58-64	420	100	90	80
65-70	380	90	80	70
71-80	380	80	80	70
81-90	320	70	60	50
91-100	300	60	50	50

CODE	01200	01300	01400	01500	01600	01700	01800	01900	02000	02100	02200	02300
Ø mm	12	13	14	15	16	17	18	19	20	21	22	23
H tazza Saw height	mm	23	23	23	23	23	23	23	23	23	23	23
Gambo Shank	mm	10	10	10	10	10	10	10	10	10	10	10
Punta pilota Pilot drill	mm	6	6	6	6	6	6	6	6	6	6	6
CODE	02400	02500	02600	02700	02800	02900	03000	03100	03200	03300	03400	03500
Ø mm	24	25	26	27	28	29	30	31	32	33	34	35
H tazza Saw height	mm	23	23	23	23	23	23	23	23	23	23	23
Gambo Shank	mm	10	10	10	10	10	10	10	10	10	10	10
Punta pilota Pilot drill	mm	6	6	6	6	6	6	6	6	6	6	6
CODE	03600	03700	03800	03900	04000	04100	04200	04300	04400	04500	04600	04700
Ø mm	36	37	38	39	40	41	42	43	44	45	46	47
H tazza Saw height	mm	23	23	23	23	23	23	23	23	23	23	23
Gambo Shank	mm	10	10	10	10	10	10	10	10	10	10	10
Punta pilota Pilot drill	mm	6	6	6	6	6	6	6	6	6	6	6
CODE	04800	04900	05000	05100	05200	05300	05400	05500	05600	05700	05800	05900
Ø mm	48	49	50	51	52	53	54	55	56	57	58	59
H tazza Saw height	mm	23	23	23	23	23	23	23	23	23	23	23
Gambo Shank	mm	10	10	10	12	12	12	12	12	12	12	12
Punta pilota Pilot drill	mm	6	6	6	8	8	8	8	8	8	8	8
CODE	06000	06500	07000	07500	08000	08500	09000	09500	10000			
Ø mm	60	65	70	75	80	85	90	95	100			
H tazza Saw height	mm	23	25	25	25	25	25	25	25			
Gambo Shank	mm	12	12	12	12	12	12	12	12			
Punta pilota Pilot drill	mm	8	8	8	8	8	8	8	8			

* Prodotti ad esaurimento in alternativa consultare il catalogo BOHRCRAFT
* While stocks last, for alternative products see the BOHRCRAFT catalogue

UTENSILI DA TAGLIO CUTTING TOOLS

SUPPORTI PER FRESE A TAZZA / HOLE SAW ARBORS

ART. 01.36

CODE	PUNTA PILOTA / PILOT DRILL
01250	per frese Ø 12-50 mm / hole saw Ø 12-50 mm
51100	per frese Ø 51-100 mm / hole saw Ø 51-100 mm



ART. 01.37

CODE	GAMBO / SHANK
01250	per frese Ø 12-50 mm / hole saw Ø 12-50 mm
51100	per frese Ø 51-100 mm / hole saw Ø 51-100 mm



SEGHE A TAZZA BIMETALLICHE BI-METAL HOLE SAWS

ART. 01.40

Passo e dentatura variabile.
PER TAGLIARE: acciaio, ferro, ghise, alluminio, rame, ottone, legno, plastica, resine sintetiche, etc.
Acciaio super rapido HSS.


Variable pitch and teeth.
FOR CUTTING: steel, iron, cast iron, aluminum, copper, brass, wood, plastic, synthetic resin, etc. Made of HSS.



CODE	01400	01600	01700	01900	02000	02100	02200	02400	02500	02700	02900
Ø mm	14	16	17	19	20	21	22	24	25	27	29
Ø pollici / inch	9/16"	5/8"	11/16"	3/4"	-	13/16"	7/8"	15/16"	1"	1,1/16"	1,1/8"
CODE	03000	03200	03300	03500	03700	03800	04000	04100	04300	04400	04600
Ø mm	30	32	33	35	37	38	40	41	43	44	46
Ø pollici / inch	1,3/16"	1,1/4"	1,5/16"	1,3/8"	1,7/16"	1,1/2"	1,9/16"	1,5/8"	1,11/16"	1,3/4"	1,13/16"
CODE	04800	05100	05200	05400	05700	05900	06000	06400	06500	06700	06800
Ø mm	48	51	52	54	57	59	60	64	65	67	68
Ø pollici / inch	1,7/8"	2"	2,1/16"	2,1/8"	2,1/4"	2,5/16"	2,3/8"	2,1/2"	2,9/16"	2,5/8"	-
CODE	07000	07300	07600	07900	08300	08600	08900	09200	09500	09800	10200
Ø mm	70	73	76	79	83	86	89	92	95	98	102
Ø pollici / inch	2,3/4"	2,7/8"	3"	3,1/8"	3,1/4"	3,3/8"	3,1/2"	3,5/8"	3,3/4"	3,7/8"	4"
CODE	10500	10800	11100	11400	12100	12700	14000	15200			
Ø mm	105	108	111	114	121	127	140	152			
Ø pollici / inch	4,1/8"	4,1/4"	4,3/8"	4,1/2"	4,3/4"	5"	5,1/2"	6"			

ATTACCHI PER SEGHE ART. 01.40 HOLE SAW ARBORS ART. 01.40

ART.	CODE	Per seghe For saws Ø mm	Gambo Shank Ø mm
01.41	01430	14÷30	6,35
01.42	01430	14÷30	9,5
01.43	32152	32÷152	9,5
01.44	01430	14÷30	6,35
01.45	03251	32÷51	11
01.46	32152	32÷152	11
01.47	32152	32÷152	16



* Prodotti ad esaurimento in alternativa consultare il catalogo BOHRCRAFT
* While stocks last, for alternative products see the BOHRCRAFT catalogue

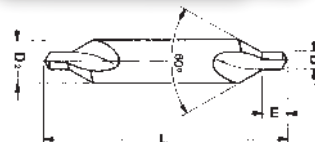
UTENSILI DA TAGLIO CUTTING TOOLS

PUNTE A CENTRARE FIANCHI DIRITTI STRAIGHT FLUTE CENTRE DRILL BITS

ART. 01.23

DIN 333A, angolo di svasatura 60°, acciaio super rapido HSS.

DIN 333A, countersink angle 60°, made of HSS.




CODE		00100	00160	00200	00250	00315	00400	00500	00630
Ø D	mm	1,0	1,6	2,0	2,5	3,15	4,0	5,0	6,3
L	mm	31,5	35,5	40	45	50	56	63	71
E	mm	1,6	2,4	2,9	3,6	4,4	5,6	6,9	8,8
Ø D2	mm	3,15	4,0	5,0	6,3	8,0	10,0	12,5	16,0

UTENSILI CONICI INTEGRALI TAPER SHEET AND TUBE DRILLS

ART. 01.30

Per forare ed allargare lamiere e tubi. Acciaio super rapido HSS.

For drilling and enlarging metal sheets and tubes. Made of HSS.



CODE	VELOCITÀ DI TAGLIO CONSIGLIATE (g/min.) RECOMMENDED CUTTING SPEEDS (rpm)			
	Acciai duri inox Hard stainless steel	Acciai dolci Mild steel	Leghe leggere Light alloy	Plastica Plastic
03140	600-400	800-500	2000-15000	3000-2000
06200	400-200	600-300	1500-800	2000-15000
16300	200-100	400-200	1000-500	1500-1000
02640	100-80	300-150	500-300	1000-500
03650	80-50	200-100	300-200	500-200
04061	50-25	100-50	200-100	300-150

CODE		03140	06200	16300	03225	03310	02640	03650	04061
Ø	mm	3-14	6-20	16-30	3-22,5	3-31	26-40	36-50	40-61
Gambo / Shank	mm	6	8	10	8	10	10	12	12
L		58	63	72	73	102	86	89	90

FRESE CONICHE INTEGRALI A GRADINO SHEET METAL STEP DRILLS

ART. 01.31

Per forare ed allargare lamiere. Taglio velocissimo con elevate prestazioni. Acciaio super rapido HSS.

For drilling and enlarging metal sheets. Fast cutting with high performances. Made of HSS.



	VELOCITÀ DI TAGLIO CONSIGLIATE (g/min.) RECOMMENDED CUTTING SPEEDS (rpm)			
	Acciai duri inox Hard stainless steel	Acciai dolci Mild steel	Leghe leggere Light alloy	Plastica Plastic
	50-300	80-500	200-1000	500-1500

CODE		04120	40120	12200	04200	20300	04300	30400	40500	63267	63380
Ø	mm	4-12	4-12	12-20	4-20	20-30	4-30	30-40	40-50	6,3-26,75	6,3-38
Progressione Step size	mm	2	1	1	2	1	2	1	1	3	2,5
N° gradini N° of steps		5	9	9	9	11	14	11	11	7	11
Gambo Shank	mm	6	6	10	8	10	10	10	10	10	10
L	mm	55	55	75	65	75	75	75	75	70	96

* Prodotti ad esaurimento in alternativa consultare il catalogo BOHRCRAFT
* While stocks last, for alternative products see the BOHRCRAFT catalogue

ASSORTIMENTI SETS

PUNTE CILINDRICHE - DIN 338 TIPO EXTRA STRAIGHT SHANK DRILL BITS DIN 338 EXTRA TYPE

ART. 01.50E

CODE	Composizione / Content	Confezione / Case
0019	19 PZ. / PCS. HSS Art. 01.E1 Ø 1 ÷ 10 x 0,5 mm	Cassetta metallo Metal box
0025	25 PZ. / PCS. HSS Art. 01.E1 Ø 1 ÷ 13 x 0,5 mm	Cassetta metallo Metal box
019P	19 PZ. / PCS. HSS Art. 01.E1 Ø 1 ÷ 10 x 0,5 mm	Cassetta plastica Plastic box
025P	25 PZ. / PCS. HSS Art. 01.E1 Ø 1 ÷ 13 x 0,5 mm	Cassetta plastica Plastic box



0150E025P

0150E0019

PUNTE CILINDRICHE - DIN 338 ESECUZIONE MOLATA GROUND STRAIGHT SHANK DRILL BITS DIN 338

ART. 01.50

CODE	Composizione / Content	Confezione / Case
03019	19 PZ. / PCS. HSS Art. 01.03 Ø 1 ÷ 10 x 0,5 mm	Cassetta metallo Metal box
3019P	19 PZ. / PCS. HSS Art. 01.03 Ø 1 ÷ 10 x 0,5 mm	Cassetta plastica Plastic box
3025P	25 PZ. / PCS. HSS Art. 01.03 Ø 1 ÷ 13 x 0,5 mm	Cassetta plastica Plastic box




01503025P

01503019

PUNTE CILINDRICHE - DIN 338 ESECUZIONE MOLATA GROUND STRAIGHT SHANK DRILL BITS DIN 338

ART. 01.50

CODE	Composizione / Content	Confezione / Case
03041	41 PZ. / PCS. HSS Art. 01.03 Ø 6 ÷ 10 x 0,1 mm	Cassetta metallo Metal box



* Prodotti ad esaurimento in alternativa consultare il catalogo BOHRCRAFT
* While stocks last, for alternative products see the BOHRCRAFT catalogue

ASSORTIMENTI SETS

PUNTE CILINDRICHE - DIN 338 ESECUZIONE MOLATA HSCo
HSCo GROUND STRAIGHT SHANK DRILL BITS DIN 338

ART. 01.50

CODE	Composizione / Content	Confezione / Case
6019P	19 PZ. / PCS. HSCo Art. 01.06 Ø 1 ÷ 10 x 0,5 mm	Cassetta plastica Plastic box
6025P	25 PZ. / PCS. HSCo Art. 01.06 Ø 1 ÷ 13 x 0,5 mm	Cassetta plastica Plastic box



01506025P

PUNTE CILINDRICHE - DIN 338 ESECUZIONE MOLATA HSCo
HSCo GROUND STRAIGHT SHANK DRILL BITS DIN 338

ART. 01.50

CODE	Composizione / Content	Confezione / Case
06151	51 PZ. / PCS. HSCo Art. 01.06 Ø 1 ÷ 6 x 0,1 mm	Cassetta metallo Metal box
06141	41 PZ. / PCS. HSCo Art. 01.06 Ø 6 ÷ 10 x 0,1 mm	Cassetta metallo Metal box



015006141

* Prodotti ad esaurimento in alternativa consultare il catalogo BOHRCRAFT
* While stocks last, for alternative products see the BOHRCRAFT catalogue