

















**PUNTE ELICOIDALI
UTENSILI DA TAGLIO
TWIST DRILL BITS
CUTTING TOOLS**




































06

	pagina page		
Punte elicoidali Twist Drill	12 ÷ 39		
Utensili da taglio a filettare Thread repair	40 ÷ 84		
Filetti per riparazioni Countersinks - Step drills	85 ÷ 93		
Svasatori - Punte a gradino Countersinks - Step drills	94 ÷ 116		
Frese rotative in MD Carbide rotary burrs	117 ÷ 133		
Frese rotative in HSS HSS rotary burrs	134 ÷ 136		
Frese a carotare - Frese a tazza Core drills TCT- Hole saws	137 ÷ 144		
Punte da muro Masonry - Concrete drill bits	145 ÷ 159		
Utensili diamantati Diamond tools	160 ÷ 164		
Punte per legno Wood drill bits	165 ÷ 171		
Seghe a tazza Hole saws	172 ÷ 177		
Lame per seghetti Saw blades	178 ÷ 193		
Inseriti ed accessori Screwdriver bits and accesories	194 ÷ 211		
Cassette ed Espositori da banco vuote Drill cabinets	212- 213		





PUNTE ELICOIDALI TWIST DRILLS

ART.		DIN	Qualità Quality	Tipo Type	Descrizione Description	Pagina Page
PUNTE ELICOIDALI / TWIST DRILLS						
1100 1109		338	HSS-R	N	Punte elicoidali laminate cilindriche + codolo ridotto Twist Drills Roll Forged, straight + reduced	12 - 16
1120		338	HSS-G	N	Punte elicoidali rettificate cilindriche + codolo ridotto Twist Drills Roll Forged, straight + reduced	17 - 19
1119		338	HSS-G	N	Punte elicoidali rettificate, Split Point Twist Drills Fully Ground, Split Point	20 - 21
1121		338	HSS-G	N	Punte elicoidali rettificate cilindriche + codolo ridotto Twist Drills Fully Ground, straight + reduced	22
1110		338	HSS-G	N	Punte elicoidali rettificate cilindriche + codolo ridotto Twist Drills Roll Forged, straight + reduced	23
1104			HSS-G		Punte elicoidali rettificate codolo esagonale 1/4" Twist Drill Bits Fully Ground, 1/4" hex-shank	24
1130		338	HSS-TiN	N	Punte elicoidali rettificate, Split Point Twist Drills Fully Ground, Split Point	25 - 26
1140 1140-RED		338	HSS-E Co5	N	Punte elicoidali lega di cobalto + codolo ridotto Twist Drills Cobalt Alloyed, straight + reduced	27 - 29
1201		338	HSS-G	TURBO	Punte elicoidali rettificate, con rompitrucolo sul tagliente Twist Drills Fully Ground, with centering-tip	30 - 31
1131		338	HSS-G	HK	Punte elicoidali rettificate per materiale sintetico Twist Drills Fully Ground for Synthetic Material	32
PUNTE ELICOIDALI EXTRA CORTE / TWIST DRILLS EXTRA SHORT						
1250		1897	HSS-G	N	Punte serie extra corta, rettificate, Split Point Twist Drills Fully Ground, extra short, Split Point	33
1200		BC NORM	HSS-G	N	Punte serie extra corta, Split Point Rivet Drills Fully Ground, extra short, Split Point	33
1260		1897	HSS-E Co5	N	Punte elicoidali lega di cobalto serie extra corta, Split Point Twist Drills Cobalt Alloyed, extra short, Split Point	34
1300		BC NORM	HSS-G	N	Punte a doppio tagliente rettificate, Split Point Double Ended Drills Fully Ground, Split Point	34
1600		333A	HSS-G	60°	Punte a centrare forma A Centre Drills Form A	35
PUNTE ELICOIDALI LUNGHE / TWIST DRILLS LONG						
1340		340	HSS	N	Punte elicoidali laminate lunghe Twist Drills Roll Forged, long	35
1350		340	HSS-G	N	Punte elicoidali rettificate, lunghe, Split Point Twist Drills Fully Ground, long, Split Point	36
PUNTE ELICOIDALI EXTRA LUNGHE / TWIST DRILLS EXTRA LONG						
1400		1869	HSS-G	N	Punte elicoidali rettificate extra lunghe, Split Point Twist Drills Fully Ground, extra long, Split Point	37
PUNTE ELICOIDALI CODOLO CONICO + ACCESSORI / TAPER SHANK TWIST DRILLS + ACCESSORIES						
1450		345	HSS	N	Punte elicoidali codolo conico laminate Taper Shank Drills Roll Forged	38
1470		345	HSS-E Co5	N	Punte elicoidali codolo conico in lega di cobalto Taper Shank Drills Cobalt Alloyed	39
1460 1461		2185 2187			Bussole di riduzione - Bussole di estensione Reduction Sleeves - Extension Sleeves	40
1462 1463		317 238			Estrattori - Attacchi conici Drill Drifts - Drill Chuck Arbors	40









UTENSILI DA TAGLIO A FILETTARE
THREAD CUTTING TOOLS

ART.		DIN	Qualità Quality	Filetto Thread	Pagina Page
MASCHI A MANO / HAND TAPS					
4100		352	HSS-G	M	41 - 42
4110		352	HSS-E VAP	M	43
4109		352	HSS-G	M (LH) sx/left	44
4101		2181	HSS-G	MF	45
4102		5157	HSS-G	G (BSP)	47
4103		~ 352	HSS-G	BSW	48
4104		~ 352	HSS-G	UNC	49
4105		2181	HSS-G	UNF	50
FILIERE TONDE ED ESAGONALI / CIRCULAR DIES HEXAGON DIE NUTS					
4200		EN 22568	HSS-G	M	51
4201		EN 22568	HSS-G	M	52
4210		EN 22568	HSS-E VAP	M	52
4209		EN 22568	HSS-G	M (LH) sx/left	53
4204		382	HSS-G	M	53
4202		EN 22568	HSS-G	MF	54
4203		EN 24231	HSS-G	G (BSP)	54
4205		EN 22568	HSS-G	BSW	55
4208		382	HSS-G	G (BSP)	55
4206		EN 22568	HSS-G	UNC	56
4207		EN 22568	HSS-G	UNF	56
MASCHI A MACCHINA CORTI / SHORT MACHINE TAPS					
4120		352	HSS-G	M	60
4125		352	HSS-E	M	61
4121		352	HSS-G	M	62
4131		352	HSS-G	MF	63
4132		5157	HSS-G	G (BSP)	64
4133		~ 352	HSS-G	BSW	64
4134		~ 352	HSS-G	UNC	65
4135		~ 2181	HSS-G	UNF	65
4136		BC NORM	HSS-G	NPT	66
4140 - 4151		371/376	HSS-G	M	67 - 68
4142 - 4153		371/376	HSS-E	M	69 - 70
MASCHI A MANO / HAND TAPS					
4161 - 4162		371/376	HSS-E	M lungo/long	71
MASCHI A MACCHINA / MACHINE TAPS					
4147- 4158		371/376	HSS-TiN	M	72
4159		371/376	HSS-E	M (LH) sx/left	73
4172		-	HSS-E	M	73
4165 - 4166		374	HSS-E	MF	74
4175 - 4176		5156	HSS-E	G (BSP)	75
MASCHI A MACCHINA PER DADI / MACHINE NUTS TAPS					
4160		357	HSS-G	M	75
MASCHI A MACCHINA CORTI / SHORT MACHINE TAPS					
4171		-	HSS-G	M	76
MASCHI A MACCHINA ANELLO COLORATO / MACHINE TAPS COLOUR RING					
4163 - 4168		371/376	HSS-E	M	78
4144 - 4155		371/376	HSS-E	M	79
4146 - 4156		374	HSS-E VAP	MF	80
4173 - 4178		371/376	HSS-E	M	81
4149		371/376	HSS-E	M	82

UTENSILI DA TAGLIO A FILETTARE THREAD CUTTING TOOLS

ART.		DIN	Qualità Quality	Filetto Thread	Pagina Page
GIRAMASCHI REGOLABILI / ADJUSTABLE TAP WRENCHES					
4300		1814			83
PORTA FILIERE TONDE / DIE STOCKS					
4400		225			83
GIRAMASCHI A CRICCHETTO / TAP WRENCHES WITH RATCHET					
4302		BC NORM			84
BUSSOLE DI ESTENSIONE / EXTENSION SLEEVES					
4500		377			84

FILETTI PER RIPARAZIONI THREAD REPAIR

ART.		Filetto Thread	Tipo Type	Descrizione Description	Pagina Page
FILETTI PER RIPARAZIONI / THREAD REPAIR					
4600 4614		M/MF		Inserti filettati Thread Inserts	86
4615		MF		Inserti filettati per candele Thread Inserts for Spark Plug Thread	87
4601 - 4615		M, MF		Set di riparazione filetti Thread Repair Sets	87 - 89
4700		M, MF, UNC, UF, BSW		Utensili di montaggio Fitting Tools	90
4701		M, MF, UNC, UF, BSW		Pin estrattori Pin Breaker	90
4800 4801		M, MF		Maschi a mano STI STI Single Hand Taps	91
4802		MF		Maschio combinato STI STI Combined-Thread Tap	91
PUNTE ELICOIDALI / TWIST DRILLS					
1121 1121-red.			N	Punte elicoidali rettificata cilindriche + codolo ridotto Twist Drills Fully Ground, straight + reduced	92

SVASATORI / PUNTE A GRADINO
COUNTERSINKS / STEP DRILLS

ART.		DIN	Qualità Quality	Tipo Type	Descrizione Description	Pagine Page
SVASATORI / COUNTERSINKS						
1700 - 1702		335 C	HSS HSS-TiN HSS-TiAlN	90°	Svasatori Countersinks	97 - 98
1710		335 C	HSS-E Co5	90°	Svasatori in lega di cobalto Countersinks Cobalt Alloyed	99
1714		335 C	PM	90°	Svasatori ricavati da polveri sinterizzate Countersinks Powder-Metal	100
1705		BC NORM	HSS	90°	Sbavatori con codolo esagonale 1/4" Countersinks, 1/4" hex-shank	101
1820			HSS	90°	Sbavatori a mano Hand deburring tools	101
6300 1820-H			HSS		Portainseri per inserti 1/4" e sbavatore a mano Bitholders for Screwdriver-Bits 1/4" and Uni-Tool handle	101
1703		335 C	HSS	90°	Svasatori serie lunga/extra lunga Countersinks, long/extra long version	102
1704		335 D	HSS	90°	Svasatori con codolo conico Countersinks with taper shank	103
1700-60		334 C	HSS	60°	Svasatori Countersinks	103
1700-75		BC NORM	HSS	75°	Svasatori Countersinks	104
1700-120		BC NORM	HSS	120°	Svasatori Countersinks	104
1720 - 1721		BC NORM	HSS HSS-TiN	90°	Sbavatori con foro trasversale Countersinks with Cross Hole	105
1706 - 1718		373	HSS HSS-TiN	180°	Frese per sedi viti a testa cilindrica Flat countersinks	106
PUNTE A PASSO MULTIPOLO / SUBLAND DRILLS						
1625 - 1626		8374 8376	HSS-G	90° 180°	Punte lunghe a passo multiplo rettificata Subland Drills Fully Ground, long	107
SVASATORI PER LAMIERA / SHEET METAL DRILLS						
1740 - 1742		BC NORM	HSS HSS-TiN HSS-TiAlN		Svasatori per lamiera Sheet Metal Drills	108
1743		BC NORM	HSS-E Co5		Svasatori per lamiera in cobalto legato Sheet Metal Drills Cobalt Alloyed	109
1740 - 1741		BC NORM	HSS HSS-TiN		Svasatori per lamiera con fermo di profondità Sheet Metal Drills with Backstop	109
PUNTE A GRADINO / STEP DRILLS						
1760 - 1762		BC NORM	HSS HSS-TiN HSS-TiAlN		Punte a gradino Step Drills	110
1760-1/4"		BC NORM	HSS		Punte a gradino con codolo 1/4" Step Drills with 1/4" Shank	111
1763		BC NORM	HSS HSS-E Co5		Punte a gradino elicoidali Step Drills with Spiral flute	112

FRESE ROTATIVE IN MD CARBIDE ROTARY BURRS





ART.		DIN	Qualità Quality	Tipo Type	Descrizione Description	Pagine Page
FRESE ROTATIVE / ROTARY BURRS						
5100 - 5104		8033*	MD HM	A	Frese rotative cilindriche Rotary Burrs Cylinder	120
5105 - 5109		8033*	MD HM	B	Frese rotative cilindriche con taglio frontale Rotary Burrs Cylinder with Endcut	121
5110 - 5114		8033*	MD HM	C	Frese rotative con testa a sfera Rotary Burrs Ball Nosed Cylinder	122
5115 - 5119		8033*	MD HM	D	Frese rotative a sfera Rotary Burrs Ball	123
5120 - 5124		8033*	MD HM	E	Frese rotative ovali Rotary Burrs Oval	124
5125 - 5129		8033*	MD HM	F	Frese rotative ad albero Rotary Burrs Ball Nosed Tree	125
5130 - 5134		8033*	MD HM	G	Frese rotative a ogiva Rotary Burrs Ball Pointed Tree	126
5135 - 5136		BC NORM	MD HM	H	Frese rotative a fiamma Rotary Burrs Flame	127
5140 - 5141		8033*	MD HM	J	Frese rotative a svasare 60° Rotary Burrs Countersink 60°	127
5145 - 5146		8033*	MD HM	K	Frese rotative a svasare 90° Rotary Burrs Countersink 90°	127
5150 - 5154		8033*	MD HM	L	Frese rotative con punta arrotondata Rotary Burrs Ball Nosed Cone	128
5155 - 5159		8033*	MD HM	M	Frese rotative a cono Rotary Burrs Cone	129
5160 - 5161		8033*	MD HM	N	Frese rotative a cono rovesciato Rotary Burrs Inverted Cone	129
5100 - 5154		8033*	MD HM		Mini frese rotative, attacco 3 mm Miniature Carbide Rotary Burrs, Shank 3 mm	130
5105 - 5110		8033*	MD HM	B/C	Frese rotative a cono con taglio frontale-cilindriche e sferiche / Rotary Burrs Cilinder with Endcut-Ball Nosed Cylinder	131

* Frese rotative simili a DIN 8033 / * Rotary Burrs are produced similar to DIN 8033


FRESE ROTATIVE IN HSS HSS ROTARY BURRS

ART.		DIN	Qualità Quality	Tipo Type	Descrizione Description	Pagine Page
FRESE ROTATIVE / ROTARY BURRS						
5205		BC NORM	HSS	B	Frese rotative cilindriche con taglio frontale Rotary Burrs Cylinder with Endcut	135
5210		BC NORM	HSS	C	Frese rotative con testa a sfera Rotary Burrs Ball Nosed Cylinder	135
5215		BC NORM	HSS	D	Frese rotative a sfera Rotary Burrs Ball	135
5230		BC NORM	HSS	G	Frese rotative a ogiva Rotary Burrs Pointed Tree	136
5250		BC NORM	HSS	L	Frese rotative con punta arrotondata Rotary Burrs Ball Nosed Cone	136
5255		BC NORM	HSS	M	Frese rotative coniche Rotary Burrs Cone	136



FRESE A CAROTARE CORE DRILLS TCT - HOLE SAWS

ART.		Qualità Quality	Descrizione Description	Pagine Page
1950		HSS	Frese a carotare con attacco weldon di profondità 30, 50 e 110 mm Core Drills with weldon shank 30, 50 and 110 mm depth	138 - 139
1952		MD HM	Frese a carotare TCT con attacco weldon di profondità 30, 50 e 110 mm Core Drills TCT with weldon shank 30, 50 and 110 mm depth	140 - 141
1951		HSS-E Co8	Frese a carotare con attacco weldon di profondità 30, 50 e 110 mm Core Drills with weldon shank 30, 50 and 110 mm depth	142
1955 - 1957			Accessori per frese a carotare Accessories for Core Drills	143

FRESE A TAZZA HOLE SAWS

ART.		Qualità Quality	Descrizione Description	Pagine Page
1920 - 1925			Frese a tazza in metallo duro + accessori TCT-Hole Saws Flat-cut Model + Accessories	144













PUNTE DA MURO MASONRY / CONCRETE DRILL BITS

ART.		Tipo Type	Descrizione Description	Pagine Page
PUNTE PER FORATURA A PERCUSSIONE E ROTATIVE / PERCUSSION AND ROTARY DRILL BITS				
2100 - 2150			Punte da muro con inserti in MD Masonry Drill Bits, Standard Version	146
2260 - 2261			Punte da muro con inserti in MD Percussion Drill Bits, TCT	147
2250 - 2252		LASER	Punte per cemento con inserti in MD Premium Concrete Drill Bits, TCT	147
2280		GRANIT	Punte per granito con inserti in MD Granite Drill Bits, TCT	147
2270		MULTI-LASER	Punte universali con inserti in MD Multi-Purpose · Ceramic Drills, TCT	148
2700			Punte per vetro in MD Glass Drill Bits, TCT	149
2710		T4	Punte per vetro con 4 taglienti ed inserti in MD Glass Drill bits with 4 Carbide Cutting Edges	149
PUNTE PER MARTELLI / HAMMER DRILL BITS				
2612		QX-4	Punte per martelli SDS-Plus QX-4 con 4 taglienti MD, certificate PGM Hammer Drill Bits SDS-Plus, 4 Cutting Edges, Full Carbide Head, PGM Certification-Mark	151 - 152
2615		4-X	Punte per martelli SDS-Plus, 4-X, con 4 taglienti MD Hammer Drill Bits SDS-Plus with 4 Carbide, Cutting Edges	153
2610		X-TREME	Punte per martelli SDS-Plus con 4 eliche, X-TREME4, certificate PGM / Hammer Drill Bits SDS-Plus, 4 Spiral Flute, with PGM Certification-Mark	154 - 155
2590			Punte per martelli SDS-Plus Hammer Drill Bits SDS-Plus	156 - 157
2620		PRO - SDS MAX	Punte per martelli SDS-max, certificate PGM Hammer Drill Bits SDS-max, PGM Certification-Mark	158
SCAPPELLI / CHISELS				
2650 - 2660		SDS PLUS SDS MAX	Scalpellini SDS-Plus e SDS-max Chisels SDS-Plus and SDS-max	159





UTENSILI DIAMANTATI DIAMOND TOOLS

ART.		Tipo Type	Descrizione Description	Pagine Page
PUNTE DIAMANTATE / DIAMOND DRILL BITS				
2701		DIAMANT	Punte diamantate con attacco esagonale Diamond Drill Bits with hex-shank	160 -161
2703		BASIC	Punte diamantate con attacco cilindrico Diamond Drill Bits with round-shank	162
2701			Accessori per punte diamantate Accessories for Diamond Drill Bits	162
2702		DIAMANT M14	Punte diamantate M14 per smerigliatrici angolari Diamond Drill Bits M14 for angle grinders	163
SEGHE DIAMANTATE / DIAMOND CORE DRILLS				
2720		PROFI	Seghe diamantate Diamond Core Drills	164
2301 - 2302			Accessori per seghe diamantate Accessories for Diamond Core Drills	164

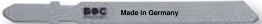

PUNTE PER IL LEGNO WOOD DRILL BITS

ART.		Tipo Type	Descrizione Description	Pagine Page
PUNTE PER IL LEGNO E SVASATORI / WOOD DRILL BITS AND COUNTERSINKS				
3100 - 3101			Punte per il legno in acciaio CV Brad Point Wood Drill Bits	165
3110		INDUSTRIE	Punte per il legno HSS-G rettificato, versione industriale HSS-G Wood Drill Bits Industrial Type	166
3450			Svasatori 90° per punte da trapano Shell Drill Countersinks	167
3700			Svasatori DIN 6446 B Countersinks DIN 6446 B	167
FRESE FORSTNER + MECCHIE / FORSTNER BITS + MISCELLANEOUS BITS				
3250			Frese per legno Forstner Forstner Bits	167
3650			Frese a tenoni per tasselli e perni di legno DIN 7489 Tenon Dowel / Plug Cutters DIN 7489	168
3261			Frese con inserti in MD Cylinder Boring Bits, TCT	168
3350			Mecchie per legno regolabili Wood Milling Cutters - adjustable	168
PUNTE PER TELAI + MECCHIE / FRAME WORK DRILLS + FLAT BITS				
3120			Punte cilindriche per telai Frame Work Drills with Round Shank	169
3130			Punte per telai, codolo SDS-Plus Frame Work Drills with SDS-Plus Shank	169
3410			Mecchie + prolunga Machine Flat Bits + Extension	170
PUNTE PER LEGNO LEWIS / LEWIS WOOD DRILL BITS				
3210		LEWIS SDS	Punte per legno Lewis, codolo SDS-Plus Auger Bits with SDS-Plus Shank	170
3200		LEWIS	Punte per legno Lewis, codolo esagonale Auger Bits with hexagon shank	171

SEGHE A TAZZA HOLE SAWS

ART.		Tipo Type	Descrizione Description	Pagine Page
SEGHE A TAZZA / HOLE SAWS				
1900			Seghe a tazza bimetalliche HSS Bi-Metal Hole Saws HSS	174
1901		VA-CUT8	Seghe a tazza bimetalliche HSS-E (Co8) Bi-Metal Hole Saws HSS-E (Co8)	175
1930		MULTI-CUT	Seghe a tazza universali con inserti in MD Multi-Purpose Hole Saws TCT	176
1910 - 1936			Accessori per seghe a tazza Accessories for Hole Saws	177

LAME PER SEGHETTI SAW BLADES

ART.		Tipo Type	Descrizione Description	Pagine Page
LAME PER SEGHETTI ALTERNATIVI / JIGSAW BLADES				
1960 - 1964		Legno e plastica Wood and Plastics	Lame per segchetti alternativi con attacco a T Jigsaw Blades with T-shank	183 - 185
1964 - 1966		Metallo Metal	Lame per segchetti alternativi con attacco a T Jigsaw Blades with T-shank	186 - 187
1990 - 1991			Assortimenti Sets	188
LAME PER SEGHE A GATTOCCIO / RECIPROCATING SAW BLADES				
1970		Legno e plastica Wood and Plastics	Lame per seghe a gattuccio con attacco universale Reciprocating Saw Blades with Universal Shank	188 - 189
1971 - 1973		Metallo e materiali vari Metal and different materials	Lame per seghe a gattuccio con attacco universale Reciprocating Saw Blades with Universal Shank	189 - 191
LAME PER SEGHETTI PNEUMATICI / COMPRESSED AIR SAW BLADES				
1975			Lame per segchetti pneumatici ed elettrici Compressed Air Saw Blades for pneumatic and electric Saws	192
LAME PER SEGHETTI A MANO / HACK SAW BLADE				
1980			Lame per segchetti a mano Hack Saw Blade	192
MANICO / HANDLE				
1820			Manico Universale Uni-Tool Handle	193

INSERTI ED ACCESSORI SCREWDRIVER-BITS AND ACCESSORIES

ART.		Descrizione Description	Pagina Page
INSERTI E PORTAINSERTI ATTACCO 1/4" / SCREWDRIVER-BITS AND HOLDERS 1/4" DRIVE			
6120 - 6230		Inserti 1/4" Screwdriver-Bits 1/4"	194 - 202
6300 - 6330		Portainseriti per inserti 1/4" Bitholders for Screwdriver-Bits 1/4"	203
6350 - 6351		Portainseriti a L 1/4" per inserti e punte L-shaped drivers for 1/4" Bits and for drills	204
BUSSOLE + ADATTATORI ATTACCO 1/4" / SOCKETS + ADAPTORS 1/4" DRIVE			
6500 - 6501		Bussole 1/4" Sockets 1/4"	204 - 205
6502		Bussole con anello di tenuta per viti in acciaio inox Sockets with spring for stainless screws	205
6505		Accessorio per viti a doppia filettatura Fixing-Tool for setting hanger bolts	206
6400 - 6645-1/4"		Adattatori Adaptors	206
INSERTI + ACCESSORI ATTACCO 5/16" / SCREWDRIVER-BITS + ACCESSORIES 5/16" DRIVE			
6710 - 6720		Inserti con attacco esagonale 5/16" Screwdriver-Bits 5/16" Hexagon	207 - 208
INSERTI E ACCESSORI CON ATTACCO 10 MM / SCREWDRIVER-BITS AND HOLDERS 10 MM DRIVE			
6614 - 6624		Inserti con attacco esagonale 10 mm Screwdriver-Bits 10 mm Hexagon	209 - 210
6645		Adattatori con sfera per inserti attacco esagonale Adaptors with ball for 10 mm Hexagon	210
9700		Estrattori Screw extractors	211
9600		Punte per tracciare in metallo duro Steel Scriber with Carbide Cutting Point	211

CASSETTE ED ESPOSITORI DA BANCO VUOTI EMPTY BOXES - DRILL CABINETS

ART.		Descrizione Description	Pagina Page
CASSETTE VUOTE / EMPTY BOXES			
0081		Cassette in ABS ABS Boxes	212
0080		Cassette in metallo Metal Boxes	213
ESPOSITORI DA BANCO / DRILL CABINETS			
0130		Espositori da banco Drill Cabinets	213

PUNTE ELICOIDALI TWIST DRILLS

PUNTE ELICOIDALI DIN 338 HSS LAMINATE TWIST DRILLS DIN 338 HSS ROLL FORGED

Robuste punte per foratura standard
in acciaio, ghisa, etc.

Standard drills for ordinary metal
drilling like steel, cast iron, etc.



1100



Confezioni: / Packing-unit:

fino a / up to Ø 10,0 mm = 10 pezzi / pcs
fino a / up to Ø 16,0 mm = 5 pezzi / pcs
fino a / up to Ø 20,0 mm = 1 pezzo / pc

ART.	Ø mm	L mm Totale/Overall	L mm Spirale/Flute
1100 01 00030	0,30	19	3
1100 01 00040	0,40	20	5
1100 01 00050	0,50	22	6
1100 01 00060	0,60	24	7
1100 01 00070	0,70	28	9
1100 01 00080	0,80	30	10
1100 01 00090	0,90	32	11
1100 01 00100	1,00	34	12
1100 01 00110	1,10	36	14
1100 01 00120	1,20	38	16
1100 01 00125	1,25	38	16
1100 01 00130	1,30	38	16
1100 01 00140	1,40	40	18
1100 01 00150	1,50	40	18
1100 01 00160	1,60	43	20
1100 01 00170	1,70	43	20
1100 01 00175	1,75	46	23
1100 01 00180	1,80	46	23
1100 01 00190	1,90	46	23
1100 01 00200	2,00	49	24
1100 01 00210	2,10	49	24
1100 01 00220	2,20	53	27
1100 01 00225	2,25	53	27
1100 01 00230	2,30	53	27
1100 01 00240	2,40	57	30
1100 01 00250	2,50	57	30
1100 01 00260	2,60	57	30
1100 01 00270	2,70	61	33
1100 01 00275	2,75	61	33
1100 01 00280	2,80	61	33
1100 01 00290	2,90	61	33
1100 01 00300	3,00	61	33
1100 01 00310	3,10	65	36
1100 01 00320	3,20	65	36
1100 01 00325	3,25	65	36
1100 01 00330	3,30	65	36
1100 01 00340	3,40	70	39
1100 01 00350	3,50	70	39
1100 01 00360	3,60	70	39
1100 01 00370	3,70	70	39
1100 01 00375	3,75	70	39
1100 01 00380	3,80	75	43
1100 01 00390	3,90	75	43

ART.	Ø mm	L mm Totale/Overall	L mm Spirale/Flute
1100 01 00400	4,00	75	43
1100 01 00410	4,10	75	43
1100 01 00420	4,20	75	43
1100 01 00425	4,25	75	43
1100 01 00430	4,30	80	47
1100 01 00440	4,40	80	47
1100 01 00450	4,50	80	47
1100 01 00460	4,60	80	47
1100 01 00470	4,70	80	47
1100 01 00475	4,75	80	47
1100 01 00480	4,80	86	52
1100 01 00490	4,90	86	52
1100 01 00500	5,00	86	52
1100 01 00510	5,10	86	52
1100 01 00520	5,20	86	52
1100 01 00525	5,25	86	52
1100 01 00530	5,30	86	52
1100 01 00540	5,40	93	57
1100 01 00550	5,50	93	57
1100 01 00560	5,60	93	57
1100 01 00570	5,70	93	57
1100 01 00575	5,75	93	57
1100 01 00580	5,80	93	57
1100 01 00590	5,90	93	57
1100 01 00600	6,00	93	57
1100 01 00610	6,10	101	63
1100 01 00620	6,20	101	63
1100 01 00625	6,25	101	63
1100 01 00630	6,30	101	63
1100 01 00640	6,40	101	63
1100 01 00650	6,50	101	63
1100 01 00660	6,60	101	63
1100 01 00670	6,70	101	63
1100 01 00675	6,75	109	69
1100 01 00680	6,80	109	69
1100 01 00690	6,90	109	69
1100 01 00700	7,00	109	69
1100 01 00710	7,10	109	69
1100 01 00720	7,20	109	69
1100 01 00725	7,25	109	69
1100 01 00730	7,30	109	69
1100 01 00740	7,40	109	69
1100 01 00750	7,50	109	69

Continua nella pagina successiva.
Continued on the next page.

PUNTE ELICOIDALI TWIST DRILLS



1100

ART.	Ø mm	L mm Totale/Overall	L mm Spirale/Flute
1100 01 00760	7,60	117	75
1100 01 00770	7,70	117	75
1100 01 00775	7,75	117	75
1100 01 00780	7,80	117	75
1100 01 00790	7,90	117	75
1100 01 00800	8,00	117	75
1100 01 00810	8,10	117	75
1100 01 00820	8,20	117	75
1100 01 00825	8,25	117	75
1100 01 00830	8,30	117	75
1100 01 00840	8,40	117	75
1100 01 00850	8,50	117	75
1100 01 00860	8,60	125	81
1100 01 00870	8,70	125	81
1100 01 00875	8,75	125	81
1100 01 00880	8,80	125	81
1100 01 00890	8,90	125	81
1100 01 00900	9,00	125	81
1100 01 00910	9,10	125	81
1100 01 00920	9,20	125	81
1100 01 00925	9,25	125	81
1100 01 00930	9,30	125	81
1100 01 00940	9,40	125	81
1100 01 00950	9,50	125	81
1100 01 00960	9,60	133	87
1100 01 00970	9,70	133	87
1100 01 00975	9,75	133	87
1100 01 00980	9,80	133	87
1100 01 00990	9,90	133	87
1100 01 01000	10,00	133	87
1100 01 01010	10,10	133	87
1100 01 01020	10,20	133	87
1100 01 01025	10,25	133	87
1100 01 01030	10,30	133	87
1100 01 01040	10,40	133	87
1100 01 01050	10,50	133	87
1100 01 01060	10,60	142	94
1100 01 01070	10,70	142	94
1100 01 01075	10,75	142	94
1100 01 01080	10,80	142	94

ART.	Ø mm	L mm Totale/Overall	L mm Spirale/Flute
1100 01 01090	10,90	142	94
1100 01 01100	11,00	142	94
1100 01 01110	11,10	142	94
1100 01 01120	11,20	142	94
1100 01 01125	11,25	142	94
1100 01 01130	11,30	142	94
1100 01 01140	11,40	142	94
1100 01 01150	11,50	142	94
1100 01 01160	11,60	151	101
1100 01 01170	11,70	151	101
1100 01 01175	11,75	151	101
1100 01 01180	11,80	151	101
1100 01 01190	11,90	151	101
1100 01 01200	12,00	151	101
1100 01 01210	12,10	151	101
1100 01 01220	12,20	151	101
1100 01 01225	12,25	151	101
1100 01 01230	12,30	151	101
1100 01 01240	12,40	151	101
1100 01 01250	12,50	151	101
1100 01 01260	12,60	151	101
1100 01 01270	12,70	151	101
1100 01 01275	12,75	151	101
1100 01 01280	12,80	151	101
1100 01 01290	12,90	151	101
1100 01 01300	13,00	151	101
1100 01 01350	13,50	160	108
1100 01 01400	14,00	160	108
1100 01 01450	14,50	169	114
1100 01 01500	15,00	169	114
1100 01 01550	15,50	178	120
1100 01 01600	16,00	178	120
1100 01 01650	16,50	184	125
1100 01 01700	17,00	184	125
1100 01 01750	17,50	191	130
1100 01 01800	18,00	191	130
1100 01 01850	18,50	198	135
1100 01 01900	19,00	198	135
1100 01 01950	19,50	205	140
1100 01 02000	20,00	205	140

PUNTE ELICOIDALI TWIST DRILLS

PUNTE ELICOIDALI DIN 338 HSS LAMINATE TWIST DRILLS DIN 338 HSS ROLL FORGED

Robuste punte per foratura standard
in acciaio, ghisa, etc.

Standard drills for ordinary metal
drilling like steel, cast iron, etc.



1100 SB



Confezioni: / Packing-unit:

fino a / up to Ø 3,3 mm = 3 pezzi / pcs
fino a / up to Ø 5,0 mm = 2 pezzi / pcs
fino a / up to Ø 13,0 mm = 1 pezzo / pc

ART.	Ø mm	L mm Totale/Overall	L mm Spirale/Flute
1100 07 30100	1,0	34	12
1100 07 30150	1,5	40	18
1100 07 30200	2,0	49	24
1100 07 30250	2,5	57	30
1100 07 30300	3,0	61	33
1100 07 30310	3,1	65	36
1100 07 30320	3,2	65	36
1100 07 30330	3,3	65	36
1100 07 20350	3,5	70	39
1100 07 20400	4,0	75	43
1100 07 20410	4,1	75	43
1100 07 20420	4,2	75	43
1100 07 20450	4,5	80	47
1100 07 20480	4,8	86	52
1100 07 20500	5,0	86	52
1100 07 00510	5,1	86	52
1100 07 00520	5,2	86	52
1100 07 00550	5,5	93	57

ART.	Ø mm	L mm Totale/Overall	L mm Spirale/Flute
1100 07 00600	6,0	93	57
1100 07 00650	6,5	101	63
1100 07 00680	6,8	109	69
1100 07 00700	7,0	109	69
1100 07 00750	7,5	109	69
1100 07 00800	8,0	117	75
1100 07 00850	8,5	117	75
1100 07 00900	9,0	125	81
1100 07 00950	9,5	125	81
1100 07 01000	10,0	133	87
1100 07 01020	10,2	133	87
1100 07 01050	10,5	133	87
1100 07 01100	11,0	142	94
1100 07 01150	11,5	142	94
1100 07 01200	12,0	151	101
1100 07 01250	12,5	151	101
1100 07 01300	13,0	151	101

PUNTE ELICOIDALI TWIST DRILLS



1100

Cassetta in ABS / ABS Box

ART.	Tipo Type		Contenuto Content
1100 13 30019	KR 10	19 pz / pcs	1,0 - 10,0 mm Ø x 0,5 mm
1100 13 30025	KR 13	25 pz / pcs	1,0 - 13,0 mm Ø x 0,5 mm



Grip Box / Grip Box

ART.	Tipo Type		Contenuto Content
1100 14 10119	V 10	19 pz / pcs	1,0 - 10,0 mm Ø x 0,5 mm



Cassetta in metallo / Metal Box

ART.	Tipo Type		Contenuto Content
1100 13 10019	M 10	19 pz / pcs	1,0 - 10,0 mm Ø x 0,5 mm
1100 13 10025	M 13	25 pz / pcs	1,0 - 13,0 mm Ø x 0,5 mm
1100 14 10024	M 24	24 pz / pcs	1,0 - 10,5 mm Ø x 0,5 mm 1,0 - 10,5 mm Ø x 0,5 mm
1100 14 10050	M 591	50 pz / pcs	1,0 - 5,9 mm Ø x 0,1 mm
1100 14 10041	M 601	41 pz / pcs	6,0 - 10,0 mm Ø x 0,1 mm
1100 14 10170	M 170	170 pz / pcs 10 pz / pcs 5 pz / pcs	1,0 - 10,0 mm Ø x 0,5 mm 1,0 - 8,0 mm Ø 8,5 - 10,0 mm Ø
1100 14 20220	M 220	220 pz / pcs 10 pz / pcs 5 pz / pcs	1,0 - 13,0 mm Ø x 0,5 mm + 3,3 / 4,2 mm 1,0 - 8,0 mm Ø 8,5 - 13,0 mm Ø



06

Confezioni in plastica / Plastic Boxes

ART.	Tipo Type		Contenuto Content
1100 14 30006	P 6	6 pz / pcs	2 / 3 / 4 / 5 / 6 / 8 mm Ø
1100 14 30013	P 65	13 pz / pcs	1,5 - 6,5 mm Ø x 0,5 mm + 3,2 / 4,8 mm Ø



Bussolotto / Round Box

ART.	Tipo Type		Contenuto Content
1100 14 40013	RB 65	13 pz / pcs	1,5 - 6,5 mm Ø x 0,5 mm + 3,3 / 4,2 mm Ø
1100 14 40019	RB 10	19 pz / pcs	1,0 - 10,0 mm Ø x 0,5 mm



PUNTE ELICOIDALI TWIST DRILLS

PUNTE ELICOIDALI DIN 338 HSS CODOLO RIDOTTO TWIST DRILLS DIN 338 HSS ROLL FORGED, REDUCED SHANK

Robuste punte per foratura standard
in acciaio, ghisa, etc.

Standard drills for ordinary metal
drilling like steel, cast iron, etc.



1109 - 1109 SB

ART.	Ø mm	L mm Totale/Overall	L mm Spirale/Flute	Ø x L mm Codolo/Shank
1109 01 01050	10,5	133	87	10 x 30
1109 01 01100	11,0	142	94	10 x 30
1109 01 01150	11,5	142	94	10 x 30
1109 01 01200	12,0	151	101	10 x 30
1109 01 01250	12,5	151	101	10 x 30
1109 01 01300	13,0	151	101	10 x 30
1109 01 01350	13,5	160	108	10 x 30
1109 01 01400	14,0	160	108	10 x 30
1109 01 01450	14,5	169	114	10 x 30
1109 01 01500	15,0	169	114	10 x 30



Confezioni: / Packing-unit:

fino a / up to Ø 16,0 mm = 5 pezzi / pcs
fino a / up to Ø 20,0 mm = 1 pezzo / pc

ART.	Ø mm	L mm Totale/Overall	L mm Spirale/Flute	Ø x L mm Codolo/Shank
1109 01 01550	15,5	178	120	10 x 30
1109 01 01600	16,0	178	120	10 x 30
1109 01 01650	16,5	184	125	13 x 35
1109 01 01700	17,0	184	125	13 x 35
1109 01 01750	17,5	191	130	13 x 35
1109 01 01800	18,0	191	130	13 x 35
1109 01 01850	18,5	198	135	13 x 35
1109 01 01900	19,0	198	135	13 x 35
1109 01 01950	19,5	205	140	13 x 35
1109 01 02000	20,0	205	140	13 x 35

ART.	Ø mm	L mm Totale/Overall	L mm Spirale/Flute	Ø x L mm Codolo/Shank
1109 07 01050	10,5	133	87	10 x 30
1109 07 01100	11,0	142	94	10 x 30
1109 07 01150	11,5	142	94	10 x 30
1109 07 01200	12,0	151	101	10 x 30
1109 07 01250	12,5	151	101	10 x 30
1109 07 01300	13,0	151	101	10 x 30
1109 07 01350	13,5	160	108	10 x 30
1109 07 01400	14,0	160	108	10 x 30
1109 07 01450	14,5	169	114	10 x 30
1109 07 01500	15,0	169	114	10 x 30



Confezione: imballo singolo
Individual packaging

ART.	Ø mm	L mm Totale/Overall	L mm Spirale/Flute	Ø x L mm Codolo/Shank
1109 07 01550	15,5	178	120	10 x 30
1109 07 01600	16,0	178	120	10 x 30
1109 07 01650	16,5	184	125	13 x 35
1109 07 01700	17,0	184	125	13 x 35
1109 07 01750	17,5	191	130	13 x 35
1109 07 01800	18,0	191	130	13 x 35
1109 07 01850	18,5	198	135	13 x 35
1109 07 01900	19,0	198	135	13 x 35
1109 07 01950	19,5	205	140	13 x 35
1109 07 02000	20,0	205	140	13 x 35

PUNTE ELICOIDALI TWIST DRILLS

PUNTE ELICOIDALI DIN 338 HSS-G, RETTIFICATE, SPLIT POINT TWIST DRILLS DIN 338 HSS-G, FULLY GROUND, SPLIT POINT

Punte professionali per foratura standard in acciaio, ghisa, etc.

Professional quality for ordinary metal drilling like steel, cast iron, etc.



1120



Confezioni: / Packing-unit:

fino a / up to Ø 10,0 mm = 10 pezzi / pcs

fino a / up to Ø 16,0 mm = 5 pezzi / pcs

ART.	Ø mm	L mm Totale/Overall	L mm Spirale/Flute
1120 01 00050	0,50	22	6
1120 01 00060	0,60	24	7
1120 01 00070	0,70	28	9
1120 01 00080	0,80	30	10
1120 01 00090	0,90	32	11
1120 01 00100	1,00	34	12
1120 01 00110	1,10	36	14
1120 01 00120	1,20	38	16
1120 01 00125	1,25	38	16
1120 01 00130	1,30	38	16
1120 01 00140	1,40	40	18
1120 01 00150	1,50	40	18
1120 01 00160	1,60	43	20
1120 01 00170	1,70	43	20
1120 01 00175	1,75	46	23
1120 01 00180	1,80	46	23
1120 01 00190	1,90	46	23
1120 01 00200	2,00	49	24
1120 01 00210	2,10	49	24
1120 01 00220	2,20	53	27
1120 01 00225	2,25	53	27
1120 01 00230	2,30	53	27
1120 01 00240	2,40	57	30
1120 01 00250	2,50	57	30
1120 01 00260	2,60	57	30
1120 01 00270	2,70	61	33
1120 01 00275	2,75	61	33
1120 01 00280	2,80	61	33
1120 01 00290	2,90	61	33
1120 01 00300	3,00	61	33
1120 01 00310	3,10	65	36
1120 01 00320	3,20	65	36
1120 01 00325	3,25	65	36
1120 01 00330	3,30	65	36
1120 01 00340	3,40	70	39
1120 01 00350	3,50	70	39
1120 01 00360	3,60	70	39
1120 01 00370	3,70	70	39
1120 01 00375	3,75	70	39
1120 01 00380	3,80	75	43
1120 01 00390	3,90	75	43
1120 01 00400	4,00	75	43
1120 01 00410	4,10	75	43
1120 01 00420	4,20	75	43
1120 01 00425	4,25	75	43
1120 01 00430	4,30	80	47

ART.	Ø mm	L mm Totale/Overall	L mm Spirale/Flute
1120 01 00440	4,40	80	47
1120 01 00450	4,50	80	47
1120 01 00460	4,60	80	47
1120 01 00470	4,70	80	47
1120 01 00475	4,75	80	47
1120 01 00480	4,80	86	52
1120 01 00490	4,90	86	52
1120 01 00500	5,00	86	52
1120 01 00510	5,10	86	52
1120 01 00520	5,20	86	52
1120 01 00525	5,25	86	52
1120 01 00530	5,30	86	52
1120 01 00540	5,40	93	57
1120 01 00550	5,50	93	57
1120 01 00560	5,60	93	57
1120 01 00570	5,70	93	57
1120 01 00575	5,75	93	57
1120 01 00580	5,80	93	57
1120 01 00590	5,90	93	57
1120 01 00600	6,00	93	57
1120 01 00610	6,10	101	63
1120 01 00620	6,20	101	63
1120 01 00625	6,25	101	63
1120 01 00630	6,30	101	63
1120 01 00640	6,40	101	63
1120 01 00650	6,50	101	63
1120 01 00660	6,60	101	63
1120 01 00670	6,70	101	63
1120 01 00675	6,75	109	69
1120 01 00680	6,80	109	69
1120 01 00690	6,90	109	69
1120 01 00700	7,00	109	69
1120 01 00710	7,10	109	69
1120 01 00720	7,20	109	69
1120 01 00725	7,25	109	69
1120 01 00730	7,30	109	69
1120 01 00740	7,40	109	69
1120 01 00750	7,50	109	69
1120 01 00760	7,60	117	75
1120 01 00770	7,70	117	75
1120 01 00775	7,75	117	75
1120 01 00780	7,80	117	75
1120 01 00790	7,90	117	75
1120 01 00800	8,00	117	75
1120 01 00810	8,10	117	75
1120 01 00820	8,20	117	75

Continua nella pagina successiva.
Continued on the next page.

PUNTE ELICOIDALI TWIST DRILLS

**PUNTE ELICOIDALI DIN 338 HSS-G, RETTIFICATE, SPLIT POINT
TWIST DRILLS DIN 338 HSS-G, FULLY GROUND, SPLIT POINT**



1120 - 1120 SB

ART.	Ø mm	L mm Totale/Overall	L mm Spirale/Flute
1120 01 00825	8,25	117	75
1120 01 00830	8,30	117	75
1120 01 00840	8,40	117	75
1120 01 00850	8,50	117	75
1120 01 00860	8,60	125	81
1120 01 00870	8,70	125	81
1120 01 00875	8,75	125	81
1120 01 00880	8,80	125	81
1120 01 00890	8,90	125	81
1120 01 00900	9,00	125	81
1120 01 00910	9,10	125	81
1120 01 00920	9,20	125	81
1120 01 00925	9,25	125	81
1120 01 00930	9,30	125	81
1120 01 00940	9,40	125	81
1120 01 00950	9,50	125	81
1120 01 00960	9,60	133	87
1120 01 00970	9,70	133	87
1120 01 00975	9,75	133	87
1120 01 00980	9,80	133	87
1120 01 00990	9,90	133	87
1120 01 01000	10,00	133	87
1120 01 01010	10,10	133	87
1120 01 01020	10,20	133	87
1120 01 01025	10,25	133	87
1120 01 01030	10,30	133	87
1120 01 01040	10,40	133	87
1120 01 01050	10,50	133	87

ART.	Ø mm	L mm Totale/Overall	L mm Spirale/Flute
1120 01 01060	10,60	142	94
1120 01 01070	10,70	142	94
1120 01 01075	10,75	142	94
1120 01 01080	10,80	142	94
1120 01 01090	10,90	142	94
1120 01 01100	11,00	142	94
1120 01 01110	11,10	142	94
1120 01 01120	11,20	142	94
1120 01 01125	11,25	142	94
1120 01 01130	11,30	142	94
1120 01 01150	11,50	142	94
1120 01 01175	11,75	142	94
1120 01 01180	11,80	142	94
1120 01 01190	11,90	142	94
1120 01 01200	12,00	151	101
1120 01 01220	12,20	151	101
1120 01 01225	12,25	151	101
1120 01 01250	12,50	151	101
1120 01 01270	12,70	151	101
1120 01 01275	12,75	151	101
1120 01 01280	12,80	151	101
1120 01 01300	13,00	151	101
1120 01 01350	13,50	160	108
1120 01 01400	14,00	160	108
1120 01 01450	14,50	169	114
1120 01 01500	15,00	169	114
1120 01 01550	15,50	178	120
1120 01 01600	16,00	178	120

Confezioni: / Packing-unit:



fino a / up to Ø 3,3 mm = 3 pezzi / pcs
fino a / up to Ø 5,0 mm = 2 pezzi / pcs
fino a / up to Ø 13,0 mm = 1 pezzo / pc

ART.	Ø mm	L mm Totale/Overall	L mm Spirale/Flute
1120 07 30100	1,0	34	12
1120 07 30150	1,5	40	18
1120 07 30200	2,0	49	24
1120 07 30250	2,5	57	30
1120 07 30300	3,0	61	33
1120 07 30310	3,1	65	36
1120 07 30320	3,2	65	36
1120 07 30330	3,3	65	36
1120 07 20350	3,5	70	39
1120 07 20400	4,0	75	43
1120 07 20410	4,1	75	43
1120 07 20420	4,2	75	43
1120 07 20450	4,5	80	47
1120 07 20480	4,8	86	52
1120 07 20500	5,0	86	52
1120 07 00510	5,1	86	52
1120 07 00520	5,2	86	52
1120 07 00550	5,5	93	57

ART.	Ø mm	L mm Totale/Overall	L mm Spirale/Flute
1120 07 00600	6,0	93	57
1120 07 00650	6,5	101	63
1120 07 00680	6,8	109	69
1120 07 00700	7,0	109	69
1120 07 00750	7,5	109	69
1120 07 00800	8,0	117	75
1120 07 00850	8,5	117	75
1120 07 00900	9,0	125	81
1120 07 00950	9,5	125	81
1120 07 01000	10,0	133	87
1120 07 01020	10,2	133	87
1120 07 01050	10,5	133	87
1120 07 01100	11,0	142	94
1120 07 01150	11,5	142	94
1120 07 01200	12,0	151	101
1120 07 01250	12,5	151	101
1120 07 01300	13,0	151	101

Continua nella pagina successiva.
Continued on the next page.

PUNTE ELICOIDALI TWIST DRILLS



1120

Cassetta in ABS / ABS Box

ART.	Tipo Type		Contenuto Content
1120 13 30019	KG 10	19 pz / pcs	1,0 - 10,0 mm Ø x 0,5 mm
1120 13 30025	KG 13	25 pz / pcs	1,0 - 13,0 mm Ø x 0,5 mm
1120 13 30024	KG 24	24 pz / pcs	1,0 - 10,5 mm Ø x 0,5 mm + 3,3 / 4,2 / 6,8 / 10,2 mm
1120 13 30050	KG 591	51 pz / pcs	1,0 - 6,0 mm Ø x 0,1 mm
1120 13 30041	KG 601	41 pz / pcs	6,0 - 10,0 mm Ø x 0,1 mm



Grip Box / Grip Box

ART.	Tipo Type		Contenuto Content
1120 14 10119	VG 10	19 pz / pcs	1,0 - 10,0 mm Ø x 0,5 mm



Cassetta in metallo / Metal Boxes

ART.	Tipo Type		Contenuto Content
1120 13 10019	MG 10	19 pz / pcs	1,0 - 10,0 mm Ø x 0,5 mm
1120 13 10025	MG 13	25 pz / pcs	1,0 - 13,0 mm Ø x 0,5 mm
1120 14 10024	MG 24	24 pz / pcs	1,0 - 10,5 mm Ø x 0,5 mm + 3,3 / 4,2 / 6,8 / 10,2 mm
1120 13 10036	MG 36	36 pz / pcs 5 pz / pcs 3 pz / pcs 2 pz / pcs	2,0 - 6,5 mm Ø x 0,5 mm 2,0 - 3,5 mm Ø 4,0 - 5,5 mm Ø 6,0 - 6,5 mm Ø
1120 14 10050	MG 591	50 pz / pcs	1,0 - 5,9 mm Ø x 0,1 mm
1120 14 10041	MG 601	41 pz / pcs	6,0 - 10,0 mm Ø x 0,1 mm
1120 13 10130	MG 130	130 pz / pcs 10 pz / pcs	1,0 - 6,0 mm Ø x 0,5 mm + 3,3 / 4,2 mm Ø 1,0 - 6,0 mm Ø
1120 14 10170	MG 170	170 pz / pcs 10 pz / pcs 5 pz / pcs	1,0 - 10,0 mm Ø x 0,5 mm 1,0 - 8,0 mm Ø 8,5 - 10,0 mm Ø
1120 14 20220	MG 220	220 pz / pcs 10 pz / pcs 5 pz / pcs	1,0 - 13,0 mm Ø x 0,5 mm + 3,3 / 4,2 mm 1,0 - 8,0 mm Ø 8,5 - 13,0 mm Ø



Confezione in plastica / Plastic Box

ART.	Tipo Type		Contenuto Content
1120 14 30006	PG 6	6 pz / pcs	2 / 3 / 4 / 5 / 6 / 8 mm Ø



06

PUNTE ELICOIDALI TWIST DRILLS

PUNTE ELICOIDALI DIN 338 HSS-G RETTIFICATE, SPLIT POINT TWIST DRILLS DIN 338 HSS-G TYPE N, FULLY GROUND, SPLIT POINT

Per acciaio legato e non legato, ghisa, ghisa malleabile, grafite duttile, pressofusione, leghe di alluminio a truciolo corto, ottone e bronzo.

For steel and cast steel alloyed and unalloyed, cast iron, annealed cast iron, ductile graphite iron, diecast, short-chipping aluminium-alloy, brass and bronze.



1119



Confezioni: / Packing-unit:

fino a / up to Ø 10,0 mm = 10 pezzi / pcs

fino a / up to Ø 16,0 mm = 5 pezzi / pcs

ART.	Ø mm	L mm Totale/Overall	L mm Spirale/Flute
1119 01 00040	0,40	20	5
1119 01 00050	0,50	22	6
1119 01 00060	0,60	24	7
1119 01 00070	0,70	28	9
1119 01 00080	0,80	30	10
1119 01 00090	0,90	32	11
1119 01 00100	1,00	34	12
1119 01 00110	1,10	36	14
1119 01 00120	1,20	38	16
1119 01 00125	1,25	38	16
1119 01 00130	1,30	38	16
1119 01 00140	1,40	40	18
1119 01 00150	1,50	40	18
1119 01 00160	1,60	43	20
1119 01 00170	1,70	43	20
1119 01 00175	1,75	46	23
1119 01 00180	1,80	46	23
1119 01 00190	1,90	46	23
1119 01 00200	2,00	49	24
1119 01 00210	2,10	49	24
1119 01 00220	2,20	53	27
1119 01 00225	2,25	53	27
1119 01 00230	2,30	53	27
1119 01 00240	2,40	57	30
1119 01 00250	2,50	57	30
1119 01 00260	2,60	57	30
1119 01 00270	2,70	61	33
1119 01 00275	2,75	61	33
1119 01 00280	2,80	61	33
1119 01 00290	2,90	61	33
1119 01 00300	3,00	61	33
1119 01 00310	3,10	65	36
1119 01 00320	3,20	65	36
1119 01 00325	3,25	65	36
1119 01 00330	3,30	65	36
1119 01 00340	3,40	70	39
1119 01 00350	3,50	70	39
1119 01 00360	3,60	70	39
1119 01 00370	3,70	70	39
1119 01 00375	3,75	70	39
1119 01 00380	3,80	75	43
1119 01 00390	3,90	75	43
1119 01 00400	4,00	75	43

ART.	Ø mm	L mm Totale/Overall	L mm Spirale/Flute
1119 01 00410	4,10	75	43
1119 01 00420	4,20	75	43
1119 01 00425	4,25	75	43
1119 01 00430	4,30	80	47
1119 01 00440	4,40	80	47
1119 01 00450	4,50	80	47
1119 01 00460	4,60	80	47
1119 01 00470	4,70	80	47
1119 01 00475	4,75	80	47
1119 01 00480	4,80	86	52
1119 01 00490	4,90	86	52
1119 01 00500	5,00	86	52
1119 01 00510	5,10	86	52
1119 01 00520	5,20	86	52
1119 01 00525	5,25	86	52
1119 01 00530	5,30	86	52
1119 01 00540	5,40	93	57
1119 01 00550	5,50	93	57
1119 01 00560	5,60	93	57
1119 01 00570	5,70	93	57
1119 01 00575	5,75	93	57
1119 01 00580	5,80	93	57
1119 01 00590	5,90	93	57
1119 01 00600	6,00	93	57
1119 01 00610	6,10	101	63
1119 01 00620	6,20	101	63
1119 01 00625	6,25	101	63
1119 01 00630	6,30	101	63
1119 01 00640	6,40	101	63
1119 01 00650	6,50	101	63
1119 01 00660	6,60	101	63
1119 01 00670	6,70	101	63
1119 01 00675	6,75	109	69
1119 01 00680	6,80	109	69
1119 01 00690	6,90	109	69
1119 01 00700	7,00	109	69
1119 01 00710	7,10	109	69
1119 01 00720	7,20	109	69
1119 01 00725	7,25	109	69
1119 01 00730	7,30	109	69
1119 01 00740	7,40	109	69
1119 01 00750	7,50	109	69
1119 01 00760	7,60	117	75

Continua nella pagina successiva.
Continued on the next page.

PUNTE ELICOIDALI TWIST DRILLS



1119

ART.	Ø mm	L mm Totale/Overall	L mm Spirale/Flute
1119 01 00770	7,70	117	75
1119 01 00775	7,75	117	75
1119 01 00780	7,80	117	75
1119 01 00790	7,90	117	75
1119 01 00800	8,00	117	75
1119 01 00810	8,10	117	75
1119 01 00820	8,20	117	75
1119 01 00825	8,25	117	75
1119 01 00830	8,30	117	75
1119 01 00840	8,40	117	75
1119 01 00850	8,50	117	75
1119 01 00860	8,60	125	81
1119 01 00870	8,70	125	81
1119 01 00875	8,75	125	81
1119 01 00880	8,80	125	81
1119 01 00890	8,90	125	81
1119 01 00900	9,00	125	81
1119 01 00910	9,10	125	81
1119 01 00920	9,20	125	81
1119 01 00925	9,25	125	81
1119 01 00930	9,30	125	81
1119 01 00940	9,40	125	81
1119 01 00950	9,50	125	81
1119 01 00960	9,60	133	87
1119 01 00970	9,70	133	87
1119 01 00975	9,75	133	87
1119 01 00980	9,80	133	87
1119 01 00990	9,90	133	87

ART.	Ø mm	L mm Totale/Overall	L mm Spirale/Flute
1119 01 01000	10,00	133	87
1119 01 01010	10,10	133	87
1119 01 01020	10,20	133	87
1119 01 01025	10,25	133	87
1119 01 01050	10,50	133	87
1119 01 01075	10,75	142	94
1119 01 01100	11,00	142	94
1119 01 01125	11,25	142	94
1119 01 01150	11,50	142	94
1119 01 01175	11,75	142	94
1119 01 01200	12,00	151	101
1119 01 01225	12,25	151	101
1119 01 01250	12,50	151	101
1119 01 01275	12,75	151	101
1119 01 01300	13,00	151	101
1119 01 01325	13,25	160	108
1119 01 01350	13,50	160	108
1119 01 01375	13,75	160	108
1119 01 01400	14,00	160	108
1119 01 01425	14,25	169	114
1119 01 01450	14,50	169	114
1119 01 01475	14,75	169	114
1119 01 01500	15,00	169	114
1119 01 01525	15,25	178	120
1119 01 01550	15,50	178	120
1119 01 01575	15,75	178	120
1119 01 01600	16,00	178	120

06

Cassetta in ABS / ABS Box

ART.	Tipo Type	Contenuto Content
1119 13 30019	KG 10 OX 19 pz / pcs	1,0 - 10,0 mm Ø x 0,5 mm
1119 13 30025	KG 13 OX 25 pz / pcs	1,0 - 13,0 mm Ø x 0,5 mm



PUNTE ELICOIDALI DIN 338 HSS-G TIPO N, SPLIT POINT
TWIST DRILLS DIN 338 HSS-G TYPE N, SPLIT POINT



1121

ART.	Ø mm	L mm Totale/Overall	L mm Spirale/Flute
1121 01 00800	8,00	117	75
1121 01 00810	8,10	117	75
1121 01 00820	8,20	117	75
1121 01 00830	8,30	117	75
1121 01 00840	8,40	117	75
1121 01 00850	8,50	117	75
1121 01 00860	8,60	125	81
1121 01 00870	8,70	125	81
1121 01 00880	8,80	125	81
1121 01 00890	8,90	125	81
1121 01 00900	9,00	125	81
1121 01 00910	9,10	125	81
1121 01 00920	9,20	125	81
1121 01 00930	9,30	125	81
1121 01 00940	9,40	125	81
1121 01 00950	9,50	125	81
1121 01 00960	9,60	133	87
1121 01 00970	9,70	133	87
1121 01 00980	9,80	133	87

ART.	Ø mm	L mm Totale/Overall	L mm Spirale/Flute
1121 01 00990	9,90	133	87
1121 01 01000	10,0	133	87
1121 01 01020	10,2	133	87
1121 01 01030	10,30	133	87
1121 01 01040	10,40	133	87
1121 01 01050	10,50	133	87
1121 01 01100	11,00	142	94
1121 01 01150	11,50	142	94
1121 01 01200	12,00	151	101
1121 01 01230	12,30	151	101
1121 01 01240	12,40	151	101
1121 01 01250	12,50	151	101
1121 01 01300	13,0	151	101
1121 01 01350	13,5	160	108
1121 01 01400	14,0	160	108
1121 01 01450	14,5	169	114
1121 01 01500	15,0	169	114
1121 01 01550	15,5	178	120
1121 01 01600	16,0	178	120

06

Cassetta in metallo / Metal Box

ART.	Tipo Type		Contenuto Content
1121 13 30019	KG 10 PB	19 pz / pcs	1,0 - 10,0 mm Ø x 0,5 mm
1121 13 30025	KG 13 PB	25 pz / pcs	1,0 - 13,0 mm Ø x 0,5 mm



Cassetta in metallo / Metal Box

ART.	Tipo Type		Contenuto Content
1121 13 10019	MG 10 PB	19 pz / pcs	1,0 - 10,0 mm Ø x 0,5 mm
1121 13 10025	MG 13 PB	25 pz / pcs	1,0 - 13,0 mm Ø x 0,5 mm
1121 13 10170	MG 170 PB	170 pz / pcs	1,0 - 10,0 mm Ø x 0,5 mm
		10 pz / pcs	1,0 - 8,0 mm Ø
		5 pz / pcs	8,5 - 10,0 mm Ø



PUNTE ELICOIDALI TWIST DRILLS

PUNTE ELICOIDALI DIN 338 HSS-G CON CODOLO RIDOTTO, RETTIFICATE, SPLIT POINT TWIST DRILLS DIN 338 HSS-G, REDUCED SHANK, FULLY GROUND, SPLIT POINT

Punte professionali per foratura standard in acciaio, ghisa, etc.

Professional quality for ordinary metal drilling like steel, cast iron, etc.



1110 - 1110 SB



Confezioni: / Packing-unit:

fino a / up to Ø 16,0 mm = 5 pezzi / pcs

fino a / up to Ø 20,0 mm = 1 pezzo / pcs

ART.	Ø mm	L mm Totale Overall	L mm Spirale Flute	Ø x L mm Codolo Shank
1110 01 01050	10,5	133	87	10 x 30
1110 01 01100	11,0	142	94	10 x 30
1110 01 01150	11,5	142	94	10 x 30
1110 01 01200	12,0	151	101	10 x 30
1110 01 01250	12,5	151	101	10 x 30
1110 01 01300	13,0	151	101	10 x 30
1110 01 01350	13,5	160	108	10 x 30
1110 01 01400	14,0	160	108	10 x 30
1110 01 01450	14,5	169	114	10 x 30
1110 01 01500	15,0	169	114	10 x 30
1110 01 01550	15,5	178	120	10 x 30
1110 01 01600	16,0	178	120	10 x 30
1110 01 01650	16,5	184	125	13 x 35
1110 01 01700	17,0	184	125	13 x 35
1110 01 01750	17,5	191	130	13 x 35

ART.	Ø mm	L mm Totale Overall	L mm Spirale Flute	Ø x L mm Codolo Shank
1110 01 01800	18,0	191	130	13 x 35
1110 01 01850	18,5	198	135	13 x 35
1110 01 01900	19,0	198	135	13 x 35
1110 01 01950	19,5	205	140	13 x 35
1110 01 02000	20,0	205	140	13 x 35
1110 01 02050	20,5	225	145	13 x 40
1110 01 02100	21,0	225	145	13 x 40
1110 01 02150	21,5	230	150	13 x 40
1110 01 02200	22,0	230	150	13 x 40
1110 01 02250	22,5	230	155	13 x 40
1110 01 02300	23,0	230	155	13 x 40
1110 01 02350	23,5	230	155	13 x 40
1110 01 02400	24,0	250	160	13 x 40
1110 01 02450	24,5	250	160	13 x 40
1110 01 02500	25,0	250	160	13 x 40



Confezione: imballo singolo/ Individual packaging

ART.	Ø mm	L mm Totale Overall	L mm Spirale Flute	Ø x L mm Codolo Shank
1110 07 01050	10,5	133	87	10 x 30
1110 07 01100	11,0	142	94	10 x 30
1110 07 01150	11,5	142	94	10 x 30
1110 07 01200	12,0	151	101	10 x 30
1110 07 01250	12,5	151	101	10 x 30
1110 07 01300	13,0	151	101	10 x 30
1110 07 01350	13,5	160	108	10 x 30
1110 07 01400	14,0	160	108	10 x 30
1110 07 01450	14,5	169	114	10 x 30
1110 07 01500	15,0	169	114	10 x 30

ART.	Ø mm	L mm Totale Overall	L mm Spirale/Flute	Ø x L mm Codolo/Shank
1110 07 01550	15,5	178	120	10 x 30
1110 07 01600	16,0	178	120	10 x 30
1110 07 01650	16,5	184	125	13 x 35
1110 07 01700	17,0	184	125	13 x 35
1110 07 01750	17,5	191	130	13 x 35
1110 07 01800	18,0	191	130	13 x 35
1110 07 01850	18,5	198	135	13 x 35
1110 07 01900	19,0	198	135	13 x 35
1110 07 01950	19,5	205	140	13 x 35
1110 07 02000	20,0	205	140	13 x 35

PUNTE ELICOIDALI TWIST DRILLS

PUNTE ELICOIDALI CODOLO ESAGONALE 1/4" HSS-G - RETTIFICATE - SPLIT POINT TWIST DRILLS BITS 1/4" HEX-SHANK HSS-G - FULLY GROUND - SPLIT POINT

Ideale per lavorare con elettroutensili a batteria per forare acciaio, ghisa, etc. Lo speciale codolo a inserto permette un cambio veloce della punta. Adatto per tutti i portainseri ma può essere usato anche per mandrini standard.

Especially for working with cordless machines in metal like steel, cast iron, etc. The special Bit shank allows quick change of tool. Fits in all Bit-holders, but can be used for conventional drill chucks, too.



1104



Confezione: imballo singolo/
Individual packaging

ART.	Ø mm	L mm Totale/Overall	L mm Spirale/Flute
1104 07 00300	3,0	38	16
1104 07 00330	3,3	40	18
1104 07 00400	4,0	44	20
1104 07 00420	4,2	45	20
1104 07 00500	5,0	50	26
1104 07 00600	6,0	50	26
1104 07 00800	8,0	51	32
1104 07 01000	10,0	54	38

06

BC Multi-Pack / BC Multi-Pack

ART.	Tipo Type	Contenuto Content
1104 13 30005	MG 5-Bit	5 pz / pcs 4 / 5 / 6 / 8 / 10 mm Ø



- Facilità d'uso e di cambio dell'utensile
- Può essere usato anche per mandrini standard
- Ottima presa grazie all'attacco esagonale e di conseguenza anche ottima trasmissione
- Adatto per tutti i portainseri da 1/4"
- Particolarmente adatto per elettroutensili a batteria

- Easy handling and quick change of tool
- Can also be used in conventional drill chucks
- No slipping due to hexagon-shank = Optimun transmission
- Fits in all bit-holders 1/4"
- Especially suitable for cordless machines

i



PUNTE ELICOIDALI TWIST DRILLS

PUNTE ELICOIDALI DIN 338 HSS-TiN, RETTIFICATE, SPLIT POINT TWIST DRILLS DIN 338 HSS-TiN, FULLY GROUND, SPLIT POINT

Punte professionali per foratura standard in acciaio e ghisa. Lunga durata grazie al rivestimento in titanio.

Professional quality for ordinary drilling like steel and cast-iron. Longer life-time of tool due to Tin-coating.



1130 - 1130 SB



Confezioni: / Packing-unit:

fino a / up to Ø 10,0 mm = 10 pezzi / pcs
fino a / up to Ø 13,0 mm = 5 pezzi / pcs

ART. TiN	Ø mm	L mm Totale/Overall	L mm Spirale/Flute
1130 01 00100	1,0	34	12
1130 01 00150	1,5	40	18
1130 01 00200	2,0	49	24
1130 01 00250	2,5	57	30
1130 01 00300	3,0	61	33
1130 01 00320	3,2	65	36
1130 01 00330	3,3	65	36
1130 01 00350	3,5	70	39
1130 01 00400	4,0	75	43
1130 01 00410	4,1	75	43
1130 01 00420	4,2	75	43
1130 01 00450	4,5	80	47
1130 01 00480	4,8	86	52
1130 01 00500	5,0	86	52
1130 01 00520	5,2	86	52
1130 01 00550	5,5	93	57
1130 01 00600	6,0	93	57

ART. TiN	Ø mm	L mm Totale/Overall	L mm Spirale/Flute
1130 01 00650	6,5	101	63
1130 01 00680	6,8	109	69
1130 01 00700	7,0	109	69
1130 01 00750	7,5	109	69
1130 01 00800	8,0	117	75
1130 01 00850	8,5	117	75
1130 01 00900	9,0	125	81
1130 01 00950	9,5	125	81
1130 01 01000	10,0	133	87
1130 01 01020	10,2	133	87
1130 01 01050	10,5	133	87
1130 01 01100	11,0	142	94
1130 01 01150	11,5	142	94
1130 01 01200	12,0	151	101
1130 01 01250	12,5	151	101
1130 01 01300	13,0	151	101



Confezione: imballo singolo/ Individual packaging

ART. TiN	Ø mm	L mm Totale/Overall	L mm Spirale/Flute
1130 07 00100	1,0	34	12
1130 07 00150	1,5	40	18
1130 07 00200	2,0	49	24
1130 07 00250	2,5	57	30
1130 07 00300	3,0	61	33
1130 07 00320	3,2	65	36
1130 07 00330	3,3	65	36
1130 07 00350	3,5	70	39
1130 07 00400	4,0	75	43
1130 07 00410	4,1	75	43
1130 07 00420	4,2	75	43
1130 07 00450	4,5	80	47
1130 07 00480	4,8	86	52
1130 07 00500	5,0	86	52
1130 07 00520	5,2	86	52
1130 07 00550	5,5	93	57

ART. TiN	Ø mm	L mm Totale/Overall	L mm Spirale/Flute
1130 07 00600	6,0	93	57
1130 07 00650	6,5	101	63
1130 07 00680	6,8	109	69
1130 07 00700	7,0	109	69
1130 07 00750	7,5	109	69
1130 07 00800	8,0	117	75
1130 07 00850	8,5	117	75
1130 07 00900	9,0	125	81
1130 07 00950	9,5	125	81
1130 07 01000	10,0	133	87
1130 07 01050	10,5	133	87
1130 07 01100	11,0	142	94
1130 07 01150	11,5	142	94
1130 07 01200	12,0	151	101
1130 07 01250	12,5	151	101
1130 07 01300	13,0	151	101

Continua nella pagina successiva.
Continued on the next page.

**PUNTE ELICOIDALI
TWIST DRILLS**



1130

Cassetta in ABS / ABS Box

ART. TIN	Tipo Type		Contenuto Content
1130 13 30019	KT 10	19 pz / pcs	1,0 - 10,0 mm Ø x 0,5 mm
1130 13 30025	KT 13	25 pz / pcs	1,0 - 13,0 mm Ø x 0,5 mm



Cassetta in metallo / Metal Box

ART. TIN	Tipo Type		Contenuto Content
1130 13 10019	MT 10	19 pz / pcs	1,0 - 10,0 mm Ø x 0,5 mm
1130 13 10025	MT 13	25 pz / pcs	1,0 - 13,0 mm Ø x 0,5 mm
1130 13 10130	MT 130	130 pz / pcs	1,0 - 6,0 mm Ø x 0,5 mm
		10 pz / pcs	+ 3,3 / 4,2 mm 1,0 - 6,0 mm Ø
1130 14 10170	MT 170	170 pz / pcs	1,0 - 10,0 mm Ø x 0,5 mm
		10 pz / pcs	1,0 - 8,0 mm Ø
		5 pz / pcs	8,5 - 10,0 mm Ø



PUNTE ELICOIDALI TWIST DRILLS

PUNTE ELICOIDALI DIN 338 HSS-E (Co5), RETTIFICATE, SPLIT POINT TWIST DRILLS DIN 338 HSS-E (Co5), FULLY GROUND, SPLIT POINT

Punte di alta qualità rivestite al cobalto con grande resistenza termica. Particolarmente adatte per acciai legati e non legati e acciaio inox tipo V2A (AISI304) e V4A (AISI316).

High quality HSS Co-drills with outstanding high temperature-resistance. Especially for alloyed and unalloyed steels and materials like V2A and V4A.



1140



Confezioni: / Packing-unit:

fino a / up to Ø 10,0 mm = 10 pezzi / pcs
 fino a / up to Ø 16,0 mm = 5 pezzi / pcs

ART. TIN	Ø mm	L mm Totale/Overall	L mm Spirale/Flute
1140 01 00100	1,0	34	12
1140 01 00110	1,1	36	14
1140 01 00120	1,2	38	16
1140 01 00130	1,3	38	16
1140 01 00140	1,4	38	16
1140 01 00150	1,5	40	18
1140 01 00160	1,6	43	20
1140 01 00170	1,7	43	20
1140 01 00180	1,8	46	23
1140 01 00190	1,9	46	23
1140 01 00200	2,0	49	24
1140 01 00210	2,1	49	24
1140 01 00220	2,2	53	27
1140 01 00230	2,3	53	27
1140 01 00240	2,4	57	30
1140 01 00250	2,5	57	30
1140 01 00260	2,6	57	30
1140 01 00270	2,7	61	33
1140 01 00280	2,8	61	33
1140 01 00290	2,9	61	33
1140 01 00300	3,0	61	33
1140 01 00310	3,1	65	36
1140 01 00320	3,2	65	36
1140 01 00330	3,3	65	36
1140 01 00340	3,4	70	39
1140 01 00350	3,5	70	39
1140 01 00360	3,6	70	39
1140 01 00370	3,7	70	39
1140 01 00380	3,8	75	43
1140 01 00390	3,9	75	43
1140 01 00400	4,0	75	43
1140 01 00410	4,1	75	43
1140 01 00420	4,2	75	43
1140 01 00430	4,3	80	47
1140 01 00440	4,4	80	47
1140 01 00450	4,5	80	47
1140 01 00460	4,6	80	47
1140 01 00470	4,7	80	47
1140 01 00480	4,8	86	52
1140 01 00490	4,9	86	52
1140 01 00500	5,0	86	52

ART. TIN	Ø mm	L mm Totale/Overall	L mm Spirale/Flute
1140 01 00510	5,1	86	52
1140 01 00520	5,2	86	52
1140 01 00530	5,3	86	52
1140 01 00540	5,4	93	57
1140 01 00550	5,5	93	57
1140 01 00560	5,6	93	57
1140 01 00570	5,7	93	57
1140 01 00580	5,8	93	57
1140 01 00590	5,9	93	57
1140 01 00600	6,0	93	57
1140 01 00610	6,1	101	63
1140 01 00620	6,2	101	63
1140 01 00630	6,3	101	63
1140 01 00640	6,4	101	63
1140 01 00650	6,5	101	63
1140 01 00660	6,6	101	63
1140 01 00670	6,7	101	63
1140 01 00680	6,8	109	69
1140 01 00690	6,9	109	69
1140 01 00700	7,0	109	69
1140 01 00710	7,1	109	69
1140 01 00720	7,2	109	69
1140 01 00730	7,3	109	69
1140 01 00740	7,4	109	69
1140 01 00750	7,5	109	69
1140 01 00760	7,6	117	75
1140 01 00770	7,7	117	75
1140 01 00780	7,8	117	75
1140 01 00790	7,9	117	75
1140 01 00800	8,0	117	75
1140 01 00810	8,1	117	75
1140 01 00820	8,2	117	75
1140 01 00830	8,3	117	75
1140 01 00840	8,4	117	75
1140 01 00850	8,5	117	75
1140 01 00860	8,6	125	81
1140 01 00870	8,7	125	81
1140 01 00880	8,8	125	81
1140 01 00890	8,9	125	81
1140 01 00900	9,0	125	81
1140 01 00910	9,1	125	81

Continua nella pagina successiva.
 Continued on the next page.

PUNTE ELICOIDALI TWIST DRILLS



1140 - 1140 SB

ART. TIN	Ø mm	L mm Totale/Overall	L mm Spirale/Flute
1140 01 00920	9,2	125	81
1140 01 00930	9,3	125	81
1140 01 00940	9,4	125	81
1140 01 00950	9,5	125	81
1140 01 00960	9,6	133	87
1140 01 00970	9,7	133	87
1140 01 00980	9,8	133	87
1140 01 00990	9,9	133	87
1140 01 01000	10,0	133	87
1140 01 01020	10,2	133	87
1140 01 01050	10,5	133	87
1140 01 01100	11,0	142	94

ART. TIN	Ø mm	L mm Totale/Overall	L mm Spirale/Flute
1140 01 01120	11,2	142	94
1140 01 01150	11,5	142	94
1140 01 01200	12,0	151	101
1140 01 01250	12,5	151	101
1140 01 01300	13,0	151	101
1140 01 01350	13,5	160	108
1140 01 01400	14,0	160	108
1140 01 01450	14,5	169	114
1140 01 01500	15,0	169	114
1140 01 01550	15,5	178	120
1140 01 01600	16,0	178	120



Confezione: imballo singolo/
Individual packaging

ART. TIN	Ø mm	L mm Totale/Overall	L mm Spirale/Flute
1140 07 00100	1,0	34	12
1140 07 00150	1,5	40	18
1140 07 00200	2,0	49	24
1140 07 00250	2,5	57	30
1140 07 00300	3,0	61	33
1140 07 00310	3,1	65	36
1140 07 00320	3,2	65	36
1140 07 00330	3,3	65	36
1140 07 00350	3,5	70	39
1140 07 00400	4,0	75	43
1140 07 00410	4,1	75	43
1140 07 00420	4,2	75	43
1140 07 00450	4,5	80	47
1140 07 00480	4,8	86	52
1140 07 00500	5,0	86	52
1140 07 00510	5,1	86	52
1140 07 00520	5,2	86	52
1140 07 00550	5,5	93	57

ART. TIN	Ø mm	L mm Totale/Overall	L mm Spirale/Flute
1140 07 00600	6,0	93	57
1140 07 00650	6,5	101	63
1140 07 00680	6,8	109	69
1140 07 00700	7,0	109	69
1140 07 00750	7,5	109	69
1140 07 00800	8,0	117	75
1140 07 00850	8,5	117	75
1140 07 00900	9,0	125	81
1140 07 00950	9,5	125	81
1140 07 01000	10,0	133	87
1140 07 01020	10,2	133	87
1140 07 01050	10,5	133	87
1140 07 01100	11,0	142	94
1140 07 01150	11,5	142	94
1140 07 01200	12,0	151	101
1140 07 01250	12,5	151	101
1140 07 01300	13,0	151	101

Cassetta in ABS / ABS Box

ART. TIN	Tipo Type		Contenuto Content
1140 13 30019	KE 10	19 pz / pcs	1,0 - 10,0 mm Ø x 0,5 mm
1140 13 30025	KE 13	25 pz / pcs	1,0 - 13,0 mm Ø x 0,5 mm
1140 13 30024	KE 24	24 pz / pcs	1,0 - 10,5 mm Ø x 0,5 mm + 3,3 / 4,2 / 6,8 / 10,2 mm
1140 13 30050	KE 591	51 pz / pcs	1,0 - 6,0 mm Ø x 0,1 mm
1140 13 30041	KE 601	41 pz / pcs	6,0 - 10,0 mm Ø x 0,1 mm

Grip Box / Grip Box

ART. TIN	Tipo Type		Contenuto Content
1140 14 10119	VE 10	19 pz / pcs	1,0 - 10,0 mm Ø x 0,5 mm



Continua nella pagina successiva.
Continued on the next page.

PUNTE ELICOIDALI TWIST DRILLS



Cassetta in metallo / Metal Box

1140

ART.	Tipo Type		Contenuto Content
1140 13 10019	ME 10	19 pz / pcs	1,0 - 10,0 mm Ø x 0,5 mm
1140 13 10025	ME 13	25 pz / pcs	1,0 - 13,0 mm Ø x 0,5 mm
1140 14 10024	ME 24	24 pz / pcs	1,0 - 10,5 mm Ø x 0,5 mm + 3,3 / 4,2 / 6,8 / 10,2 mm
1140 13 10036	ME 36	36 pz / pcs 5 pz / pcs 3 pz / pcs 2 pz / pcs	2,0 - 6,5 mm Ø x 0,5 mm 2,0 - 3,5 mm Ø 4,0 - 5,5 mm Ø 6,0 - 6,5 mm Ø
1140 14 10050	ME 591	50 pz / pcs	1,0 - 5,9 mm Ø x 0,1 mm
1140 14 10041	ME 601	41 pz / pcs	6,0 - 10,0 mm Ø x 0,1 mm
1140 13 10065	ME 65	65 pz / pcs 5 pz / pcs 5 pz / pcs	1,0 - 6,0 mm Ø x 0,5 mm + 3,3 / 4,2 mm Ø
1140 14 10070	ME 70	70 pz / pcs 5 pz / pcs 3 pz / pcs 2 pz / pcs	1,0 - 5,0 mm Ø x 0,5 mm 5,5 - 7,5 mm Ø x 0,5 mm 8,0 - 10,0 mm Ø x 0,5 mm
1140 14 10170	ME 170	170 pz / pcs 10 pz / pcs 5 pz / pcs	1,0 - 10,0 mm Ø x 0,5 mm 1,0 - 8,0 mm Ø 8,5 - 10,0 mm Ø



Cassetta in plastica / Plastic Box

ART.	Tipo Type		Contenuto Content
1140 14 30006	PE 6	6 pz / pcs	2 / 3 / 4 / 5 / 6 / 8 mm Ø



PUNTE ELICOIDALI DIN 338 HSS-E (Co5), RETTIFICATE, CON CODOLO RIDOTTO TWIST DRILLS DIN 338 HSS-E (Co5), FULLY GROUND, REDUCED SHANK

Punte di alta qualità rivestite al cobalto con grande resistenza termica. Particolarmente adatte per acciai legati e non legati e acciaio inox tipo V2A (AISI304) e V4A (AISI316).

High quality HSS Co-drills with outstanding high temperature-resistance. Especially for alloyed and unalloyed steels and materials like V2A and V4A.



1140 - red.



Confezione: imballo singolo/
Individual packaging

ART.	Ø mm	L mm Totale Overall	L mm Spirale Flute	Ø x L mm Codolo Shank
1140 03 11100	11,0	142	94	10 x 30
1140 03 11200	12,0	151	101	10 x 30
1140 03 11300	13,0	151	101	10 x 30
1140 03 11400	14,0	160	108	10 x 30
1140 03 11500	15,0	169	114	10 x 30

ART.	Ø mm	L mm Totale Overall	L mm Spirale Flute	Ø x L mm Codolo Shank
1140 03 11600	16,0	178	120	10 x 30
1140 03 11700	17,0	184	125	13 x 30
1140 03 11800	18,0	191	130	13 x 30
1140 03 11900	19,0	198	135	13 x 30
1140 03 12000	20,0	205	140	13 x 30

**PUNTE ELICOIDALI DIN 338 HSS-G, CON ROMPI TRUCIOLO SUL TAGLIENTE
TWIST DRILLS DIN 338 HSS-G, WITH CENTERING-TIP**



TURBO


**...con rompi truciolo
...with centering-tip**



- Tagliante a gradino
- Foratura precisa senza sbavature grazie alla geometria del tagliente
- Alta velocità di foratura garantita
- New-Multi-Facet-Point-angle
- Clean round holes without burr
- Special centering-tip guarantees faster drilling rate


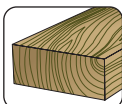
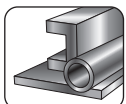


- Nucleo rinforzato per maggiore stabilità
- Reinforced web for high stability



- Codolo a tre lati che garantisce una migliore trasmissione della potenza (a partire dal Ø 5,0 mm)
- Triangle-shank for sizes above 5,0 mm Ø for better power transmission

Adatto per / Suitable for:



**Caratteristiche speciali: veloce ed economico
Special features: fast & economical**



**Una carica della batteria
= 30% in più di foratura
One Battery-charge
= 30% more holes**



i

PUNTE ELICOIDALI DIN 338 HSS-G, CON ROMPI TRUCIOLO SUL TAGLIANTE TWIST DRILLS DIN 338 HSS-G, WITH CENTERING-TIP

Per forature senza sbavature in acciaio, ferro, metalli non ferrosi, alluminio, plastica e legno.

Particolarmente adatto per elettroutensili a batteria.

For clean round holes in steel, iron, non ferrous metals, aluminium, plastics and wood.

Especially suitable for working with cordless machines!



1201



Confezioni: / Packing-unit:

fino a / up to Ø 10,0 mm = 10 pezzi / pcs

fino a / up to Ø 13,0 mm = 5 pezzi / pcs

ART.	Ø mm	L mm Totale/Overall	L mm Spirale/Flute
1201 03 00100	1,0	34	12
1201 03 00150	1,5	40	18
1201 03 00200	2,0	49	24
1201 03 00250	2,5	57	30
1201 03 00300	3,0	61	33
1201 03 00310	3,1	65	36
1201 03 00320	3,2	65	36
1201 03 00330	3,3	65	36
1201 03 00350	3,5	70	39
1201 03 00400	4,0	75	43
1201 03 00410	4,1	75	43
1201 03 00420	4,2	75	43
1201 03 00450	4,5	80	47
1201 03 00480	4,8	86	52
1201 03 00500	5,0	86	52
1201 03 00510	5,1	86	52
1201 03 00520	5,2	86	52

ART.	Ø mm	L mm Totale/Overall	L mm Spirale/Flute
1201 03 00550	5,5	93	57
1201 03 00600	6,0	93	57
1201 03 00650	6,5	101	63
1201 03 00680	6,8	109	69
1201 03 00700	7,0	109	69
1201 03 00750	7,5	109	69
1201 03 00800	8,0	117	75
1201 03 00850	8,5	117	75
1201 03 00900	9,0	125	81
1201 03 00950	9,5	125	81
1201 03 01000	10,0	133	87
1201 03 01050	10,5	133	87
1201 03 01100	11,0	142	94
1201 03 01150	11,5	142	94
1201 03 01200	12,0	151	101
1201 03 01250	12,5	151	101
1201 03 01300	13,0	151	101

Cassetta in ABS / ABS Box

ART. TiN	Tipo Type		Contenuto Content
1201 13 30019	HG 10 TCR	19 pz / pcs	1,0 - 10,0 mm Ø x 0,5 mm
1201 13 30025	HG 13 TCR	25 pz / pcs	1,0 - 13,0 mm Ø x 0,5 mm



Cassetta in metallo / Metal Box

ART. TiN	Tipo Type		Contenuto Content
1201 13 10019	MG 10 TCR	19 pz / pcs	1,0 - 10,0 mm Ø x 0,5 mm
1201 13 10025	MG 13 TCR	25 pz / pcs	1,0 - 13,0 mm Ø x 0,5 mm



BC Multi-Pack / BC Multi-Pack

ART. TiN	Tipo Type		Contenuto Content
1201 13 30005	MG 5 TCR	5 pz / pcs	4 / 5 / 6 / 8 / 10 mm Ø



**PUNTE ELICOIDALI PER MATERIALE SINTETICO DIN 338 HSS-G TIPO HK RETTIFICATE
TWIST DRILLS FOR SYNTHETIC MATERIAL DIN 338 HSS-G TYPE HK FULLY-GROUND**

Punta speciale per bachelite, HPL, plexiglass, gomma dura, eternit, pertinax, materiali termoindurenti.
Particolarmente adatto alla foratura senza schegge di pannelli HPL.

Special drill for bakelite, HPL, plexiglass, hard rubber, eternit, pertinax, thermoset materials.
Especially suitable for splinter free drilling of HPL panels.



1131



Confezione: imballo singolo/
Individual packaging

ART.	Ø mm	L mm Totale/Overall	L mm Spirale/Flute
1131 03 00200	2,0	49	24
1131 03 00250	2,5	57	30
1131 03 00300	3,0	61	33
1131 03 00350	3,5	70	39
1131 03 00400	4,0	75	43
1131 03 00450	4,5	80	47
1131 03 00500	5,0	86	52
1131 03 00550	5,5	93	57
1131 03 00600	6,0	93	57


ART.	Ø mm	L mm Totale/Overall	L mm Spirale/Flute
1131 03 00650	6,5	101	63
1131 03 00700	7,0	109	69
1131 03 00750	7,5	109	69
1131 03 00800	8,0	117	75
1131 03 00850	8,5	117	75
1131 03 00900	9,0	125	81
1131 03 00950	9,5	125	81
1131 03 01000	10,0	133	87

BC Multi-Pack / BC Multi-Pack


ART.	Tipo Type	Contenuto Content
1131 13 30005	HK 5	5 pz / pcs 4 / 5 / 6 / 8 / 10 mm Ø




06



- 80° Angolo del tagliente
- 80° Point angle



- Ampio spazio per una migliore rimozione dei trucioli
- Big chip space for better chip-removal



- Angolo della spirale ottimizzato
- Optimized flute angle

i

PUNTE ELICOIDALI TWIST DRILLS

PUNTE ELICOIDALI DIN DIN 1897 HSS-G RETTIFICATE, SPLIT POINT TWIST DRILLS DIN 1897 338 HSS-G FULLY GROUND, SPLIT POINT

Punte corte rettificate adatte per lamiera, acciaio piatto e profilati.

Short and robust fully-ground stub-drills, suitable for drilling sheet-metal, flat steel and profiles.



1250



Confezioni: / Packing-unit:

fino a / up to Ø 10,0 mm = 10 pezzi / pcs
fino a / up to Ø 13,0 mm = 5 pezzi / pcs

ART.	Ø mm	L mm Totale/Overall	L mm Spirale/Flute
1250 01 00200	2,00	38	12
1250 01 00250	2,50	43	14
1250 01 00280	2,80	46	16
1250 01 00300	3,00	46	16
1250 01 00320	3,20	49	18
1250 01 00325	3,25	49	18
1250 01 00330	3,30	49	18
1250 01 00350	3,50	52	20
1250 01 00380	3,80	55	22
1250 01 00400	4,00	55	22
1250 01 00410	4,10	55	22
1250 01 00420	4,20	55	22
1250 01 00450	4,50	58	24
1250 01 00480	4,80	62	26
1250 01 00490	4,90	62	26
1250 01 00500	5,00	62	26
1250 01 00510	5,10	62	26

ART.	Ø mm	L mm Totale/Overall	L mm Spirale/Flute
1250 01 00520	5,20	62	26
1250 01 00550	5,50	66	28
1250 01 00600	6,00	66	28
1250 01 00650	6,50	70	31
1250 01 00700	7,00	74	34
1250 01 00750	7,50	74	34
1250 01 00800	8,00	79	37
1250 01 00850	8,50	79	37
1250 01 00900	9,00	84	40
1250 01 00950	9,50	84	40
1250 01 01000	10,00	89	43
1250 01 01050	10,50	89	43
1250 01 01100	11,00	95	47
1250 01 01150	11,50	95	47
1250 01 01200	12,00	102	51
1250 01 01250	12,50	102	51
1250 01 01300	13,00	102	51

PUNTE SERIE EXTRA CORTA HSS-G RETTIFICATE, SPLIT POINT RIVET DRILLS HSS-G FULLY GROUND, EXTRA SHORT, SPLIT POINT



1200



Confezioni: / Packing-unit:

10 pezzi / pcs

ART.	Ø mm	L mm Totale/Overall	L mm Spirale/Flute
1200 03 00300	3,00	31	13
1200 03 00320	3,20	31	13
1200 03 00325	3,25	38	15
1200 03 00330	3,30	38	15
1200 03 00350	3,50	40	15
1200 03 00380	3,80	40	15
1200 03 00400	4,00	40	15
1200 03 00410	4,10	42	16
1200 03 00420	4,20	42	16
1200 03 00450	4,50	45	18

ART.	Ø mm	L mm Totale/Overall	L mm Spirale/Flute
1200 03 00480	4,80	48	20
1200 03 00490	4,90	48	20
1200 03 00500	5,00	50	22
1200 03 00510	5,10	50	22
1200 03 00520	5,20	50	22
1200 03 00530	5,30	50	22
1200 03 00550	5,50	50	22
1200 03 00570	5,70	52	24
1200 03 00600	6,00	52	24

PUNTE ELICOIDALI TWIST DRILLS

PUNTE ELICOIDALI DIN 1897 HSS-E (Co5), RETTIFICATE, SPLIT POINT TWIST DRILLS DIN 1897 HSS-E (Co5) FULLY-GROUND, SPLIT POINT

Punte di alta qualità rivestite al cobalto con grande resistenza termica. Particolarmente adatte per acciai legati e non legati e acciaio inox tipo V2A (AISI304) e V4A (AISI316).

High quality HSS Co-drills with outstanding high temperature-resistance. Especially for alloyed and unalloyed steels and materials like V2A and V4A.



1260



Confezioni: / Packing-unit:

fino a / up to Ø 10,0 mm = 10 pezzi / pcs

fino a / up to Ø 13,0 mm = 5 pezzi / pcs

ART.	Ø mm	L mm Totale/Overall	L mm Spirale/Flute
1260 01 00200	2,00	38	12
1260 01 00250	2,50	43	14
1260 01 00270	2,70	46	16
1260 01 00300	3,00	46	16
1260 01 00310	3,10	49	18
1260 01 00320	3,20	49	18
1260 01 00325	3,25	49	18
1260 01 00330	3,30	49	18
1260 01 00350	3,50	52	20
1260 01 00400	4,00	55	22
1260 01 00410	4,10	55	22
1260 01 00420	4,20	55	22
1260 01 00450	4,50	58	24
1260 01 00480	4,80	62	26
1260 01 00490	4,90	62	26
1260 01 00500	5,00	62	26
1260 01 00510	5,10	62	26

ART.	Ø mm	L mm Totale/Overall	L mm Spirale/Flute
1260 01 00520	5,20	62	26
1260 01 00550	5,50	66	28
1260 01 00600	6,00	66	28
1260 01 00650	6,50	70	31
1260 01 00700	7,00	74	34
1260 01 00750	7,50	74	34
1260 01 00800	8,00	79	37
1260 01 00850	8,50	79	37
1260 01 00900	9,00	84	40
1260 01 00950	9,50	84	40
1260 01 01000	10,00	89	43
1260 01 01050	10,50	89	43
1260 01 01100	11,00	95	47
1260 01 01150	11,50	95	47
1260 01 01200	12,50	102	51
1260 01 01250	12,50	102	51
1260 01 01300	13,00	102	51

06

PUNTE A DOPPIO TAGLIANTE HSS-G RETTIFICATE, SPLIT POINT DOUBLE ENDED DRILLS 338 HSS-G FULLY GROUND, SPLIT POINT

Particolarmente adatte per materiali sottili come lamiera, acciaio piatto, profilati etc.

Especially designed for drilling thin materials like sheet-metal, flat steel, profiles, etc.



1300



Confezioni: / Packing-unit:

10 pezzi / pcs

ART.	Ø mm	L mm Totale/Overall	L mm Spirale/Flute
1300 01 00200	2,00	43	13
1300 01 00250	2,50	43	13
1300 01 00300	3,00	46	13
1300 01 00310	3,10	49	13
1300 01 00320	3,20	49	13
1300 01 00325	3,25	49	13
1300 01 00330	3,30	49	13
1300 01 00350	3,50	49	13
1300 01 00400	4,00	52	16

ART.	Ø mm	L mm Totale/Overall	L mm Spirale/Flute
1300 01 00410	4,10	55	16
1300 01 00420	4,20	55	16
1300 01 00450	4,50	58	16
1300 01 00490	4,90	62	16
1300 01 00500	5,00	62	16
1300 01 00510	5,10	62	16
1300 01 00520	5,20	62	16
1300 01 00550	5,50	66	19
1300 01 00600	6,00	66	19

PUNTE ELICOIDALI TWIST DRILLS

PUNTE A CENTRARE DIN 333 A 60° HSS-G RETTIFICATE CENTRE DRILLS DIN 333 A 60° HSS-G FULLY GROUND



1600



Confezione: imballo singolo/
Individual packaging

ART.	Ø mm	L mm Totale/Overall	L mm Spirale/Flute
1600 03 00100	1,00	3,15	3,15
1600 03 00125	1,25	3,15	3,15
1600 03 00160	1,60	4,00	35,5
1600 03 00200	2,00	5,00	40,0
1600 03 00250	2,50	6,30	45,0

ART.	Ø mm	L mm Totale/Overall	L mm Spirale/Flute
1600 03 00315	3,15	8,00	50,0
1600 03 00400	4,00	10,00	56,0
1600 03 00500	5,00	12,50	63,0
1600 03 00630	6,30	16,00	71,0

PUNTE ELICOIDALI DIN 340 HSS LAMINATE TWIST DRILLS DIN 340 HSS ROLL FORGED

Robuste punte per foratura standard in acciaio, ghisa, etc. Adatte per legno e plastica.

Standarddrills for ordinary metal drilling, like steel, cast iron, etc. Also suitable for drilling wood and different plastic-materials.



1340



Confezioni: / Packing-unit:

fino a / up to Ø 10,0 mm = 10 pezzi / pcs
fino a / up to Ø 13,0 mm = 5 pezzi / pcs

ART.	Ø mm	L mm Totale/Overall	L mm Spirale/Flute
1340 01 00200	2,0	85	56
1340 01 00250	2,5	95	62
1340 01 00280	2,8	100	66
1340 01 00300	3,0	100	66
1340 01 00310	3,1	106	69
1340 01 00320	3,2	106	69
1340 01 00330	3,3	106	69
1340 01 00340	3,4	112	73
1340 01 00350	3,5	112	73
1340 01 00370	3,7	112	73
1340 01 00380	3,8	119	78
1340 01 00390	3,9	119	78
1340 01 00400	4,0	119	78
1340 01 00410	4,1	119	78
1340 01 00420	4,2	119	78
1340 01 00440	4,4	126	82
1340 01 00450	4,5	126	82
1340 01 00480	4,8	132	87
1340 01 00490	4,9	132	87
1340 01 00500	5,0	132	87
1340 01 00510	5,1	132	87

ART.	Ø mm	L mm Totale/Overall	L mm Spirale/Flute
1340 01 00520	5,2	132	87
1340 01 00550	5,5	139	91
1340 01 00580	5,8	139	91
1340 01 00600	6,0	139	91
1340 01 00620	6,2	148	97
1340 01 00630	6,3	148	97
1340 01 00650	6,5	148	97
1340 01 00680	6,8	156	102
1340 01 00700	7,0	156	102
1340 01 00750	7,5	156	102
1340 01 00800	8,0	165	109
1340 01 00850	8,5	165	109
1340 01 00900	9,0	175	115
1340 01 00950	9,5	175	115
1340 01 01000	10,0	184	121
1340 01 01050	10,5	184	121
1340 01 01100	11,0	195	128
1340 01 01150	11,5	195	128
1340 01 01200	12,0	205	134
1340 01 01250	12,5	205	134
1340 01 01300	13,0	205	134

PUNTE ELICOIDALI TWIST DRILLS

PUNTE ELICOIDALI DIN 340 HSS-G RETTIFICATE, SPLIT POINT TWIST DRILLS DIN 340 HSS-G FULLY GROUND, SPLIT POINT

Per fori profondi in metallo, acciaio e ghisa.

For drilling deeper holes in metal, steel and cast-steel.



1350



Confezioni: / Packing-unit:

fino a / up to Ø 10,0 mm = 10 pezzi / pcs
fino a / up to Ø 13,0 mm = 5 pezzi / pcs
fino a / up to Ø 16,0 mm = 1 pezzo / pc

ART.	Ø mm	L mm Totale/Overall	L mm Spirale/Flute
1350 01 00100	1,0	56	33
1350 01 00150	1,5	70	45
1350 01 00200	2,0	85	56
1350 01 00250	2,5	95	62
1350 01 00280	2,8	100	66
1350 01 00300	3,0	100	66
1350 01 00310	3,1	106	69
1350 01 00320	3,2	106	69
1350 01 00330	3,3	106	69
1350 01 00350	3,5	112	73
1350 01 00360	3,6	112	73
1350 01 00370	3,7	112	73
1350 01 00380	3,8	119	78
1350 01 00390	3,9	119	78
1350 01 00400	4,0	119	78
1350 01 00410	4,1	119	78
1350 01 00420	4,2	119	78
1350 01 00430	4,3	126	82
1350 01 00440	4,4	126	82
1350 01 00450	4,5	126	82
1350 01 00480	4,8	132	87
1350 01 00490	4,9	132	87
1350 01 00500	5,0	132	87
1350 01 00510	5,1	132	87
1350 01 00520	5,2	132	87

ART.	Ø mm	L mm Totale/Overall	L mm Spirale/Flute
1350 01 00530	5,3	132	87
1350 01 00540	5,4	139	91
1350 01 00550	5,5	139	91
1350 01 00580	5,8	139	91
1350 01 00600	6,0	139	91
1350 01 00620	6,2	148	97
1350 01 00650	6,5	148	97
1350 01 00680	6,8	156	102
1350 01 00700	7,0	156	102
1350 01 00750	7,5	156	102
1350 01 00800	8,0	165	109
1350 01 00850	8,5	165	109
1350 01 00900	9,0	175	115
1350 01 00950	9,5	175	115
1350 01 01000	10,0	184	121
1350 01 01020	10,2	184	121
1350 01 01050	10,5	184	121
1350 01 01100	11,0	195	128
1350 01 01150	11,5	195	128
1350 01 01200	12,0	205	134
1350 01 01250	12,5	205	134
1350 01 01300	13,0	205	134
1350 02 01400	14,0	214	140
1350 02 01600	16,0	227	149

PUNTE ELICOIDALI TWIST DRILLS

PUNTE ELICOIDALI DIN 1869 HSS-G TIPO N RETTIFICATE, SPLIT POINT TWIST DRILLS DIN 1869 HSS-G TYPE N FULLY GROUND, SPLIT POINT

Per fori profondi in acciaio e metallo. Durante la foratura assicurare la necessaria lubrificazione. La velocità di foratura e l'avanzamento vanno calcolati in base alla stabilità del trapano.

For drilling very deep holes in steel/metal. When drilling please care for sufficient cooling. Cutting speed and drill feed must be in relation to stability of drill.



1400



Confezione: imballo singolo/
Individual packaging

ART.	Ø mm	L mm Totale/Overall	L mm Spirale/Flute
SERIE 1 / SERIES 1			
1400 07 10200	2,0	125	85
1400 07 10250	2,5	140	85
1400 07 10300	3,0	150	100
1400 07 10320	3,2	155	105
1400 07 10330	3,3	155	105
1400 07 10350	3,5	165	115
1400 07 10400	4,0	175	120
1400 07 10420	4,2	175	120
1400 07 10450	4,5	185	125
1400 07 10500	5,0	195	135
1400 07 10550	5,5	205	140
1400 07 10600	6,0	205	140
1400 07 10650	6,5	215	150
1400 07 10700	7,0	225	155
1400 07 10750	7,5	225	155
1400 07 10800	8,0	240	165
1400 07 10850	8,5	240	165
1400 07 10900	9,0	250	175
1400 07 10950	9,5	250	175
1400 07 11000	10,0	265	185
1400 07 11050	10,5	265	185
1400 07 11100	11,0	280	195
1400 07 11150	11,5	280	195
1400 07 11200	12,0	295	205
1400 07 11250	12,5	295	205
1400 07 11300	13,0	295	205
SERIE 2 / SERIES 2			
1400 07 20300	3,0	190	130
1400 07 20320	3,2	200	135
1400 07 20330	3,3	200	135
1400 07 20350	3,5	210	145
1400 07 20400	4,0	220	150
1400 07 20420	4,2	220	150
1400 07 20450	4,5	235	160
1400 07 20500	5,0	245	170
1400 07 20550	5,5	260	180

ART.	Ø mm	L mm Totale/Overall	L mm Spirale/Flute
1400 07 20600	6,0	260	180
1400 07 20650	6,5	275	190
1400 07 20700	7,0	290	200
1400 07 20750	7,5	290	200
1400 07 20800	8,0	305	210
1400 07 20850	8,5	305	210
1400 07 20900	9,0	320	220
1400 07 20950	9,5	320	220
1400 07 21000	10,0	340	235
1400 07 21050	10,5	340	235
1400 07 21100	11,0	365	250
1400 07 21150	11,5	365	250
1400 07 21200	12,0	375	260
1400 07 21250	12,5	375	260
1400 07 21300	13,0	375	260
SERIE 3 / SERIES 3			
1400 07 30350	3,5	265	180
1400 07 30400	4,0	280	190
1400 07 30420	4,2	280	190
1400 07 30450	4,5	295	200
1400 07 30500	5,0	315	210
1400 07 30550	5,5	330	225
1400 07 30600	6,0	330	225
1400 07 30650	6,5	350	235
1400 07 30700	7,0	370	250
1400 07 30750	7,5	370	250
1400 07 30800	8,0	390	265
1400 07 30850	8,5	390	265
1400 07 30900	9,0	410	280
1400 07 31000	10,0	430	295
1400 07 31050	10,5	430	295
1400 07 31100	11,0	455	310
1400 07 31150	11,5	455	310
1400 07 31200	12,0	480	330
1400 07 31250	12,5	480	330
1400 07 31300	13,0	480	330

06

PUNTE ELICOIDALI TWIST DRILLS

PUNTE ELICOIDALI ATTACCO CM DIN 345 HSS TAPER SHANK DRILLS DIN 345 HSS

Punte standard per acciaio, ghisa (sia legati che non). Temperate con finitura lucida.

Standard drills for use in steel and cast-steel (alloyed and unalloyed). Steam tempered and outside polished.



1450

ART.	Ø mm	L mm Totale/Overall	L mm Spirale/Flute	CM MT
1450 03 01000	10,0	168	87	1
1450 03 01020	10,2	168	87	1
1450 03 01050	10,5	168	87	1
1450 03 01100	11,0	175	94	1
1450 03 01150	11,5	175	94	1
1450 03 01200	12,0	182	101	1
1450 03 01250	12,5	182	101	1
1450 03 01300	13,0	182	101	1
1450 03 01350	13,5	189	108	1
1450 03 01400	14,0	189	108	1
1450 03 01450	14,5	212	114	2
1450 03 01500	15,0	212	114	2
1450 03 01550	15,5	218	120	2
1450 03 01600	16,0	218	120	2
1450 03 01650	16,5	223	125	2
1450 03 01700	17,0	228	130	2
1450 03 01750	17,5	228	130	2
1450 03 01800	18,0	228	130	2
1450 03 01850	18,5	223	135	2
1450 03 01900	19,0	223	135	2
1450 03 01950	19,5	238	140	2
1450 03 02000	20,0	238	140	2
1450 03 02050	20,5	243	145	2
1450 03 02100	21,0	243	145	2
1450 03 02150	21,5	248	150	2
1450 03 02200	22,0	248	150	2
1450 03 02250	22,5	253	155	2
1450 03 02300	23,0	253	155	2
1450 03 02350	23,5	276	155	3
1450 03 02400	24,0	281	160	3
1450 03 02450	24,5	281	160	3
1450 03 02500	25,0	281	160	3
1450 03 02550	25,5	286	165	3
1450 03 02600	26,0	286	165	3
1450 03 02650	26,5	286	165	3
1450 03 02700	27,0	291	170	3
1450 03 02750	27,5	291	170	3
1450 03 02800	28,0	291	170	3
1450 03 02850	28,5	296	175	3
1450 03 02900	29,0	296	175	3
1450 03 02950	29,5	296	175	3
1450 03 03000	30,0	296	175	3
1450 03 03050	30,5	301	180	3
1450 03 03100	31,0	301	180	3
1450 03 03150	31,5	301	180	3
1450 03 03200	32,0	334	185	4

1450 03 03250	32,5	334	185	4
1450 03 03300	33,0	334	185	4
1450 03 03350	33,5	334	185	4
1450 03 03400	34,0	339	190	4
1450 03 03450	34,5	339	190	4
1450 03 03500	35,0	339	190	4
1450 03 03550	35,5	339	190	4
1450 03 03600	36,0	344	195	4
1450 03 03650	36,5	344	195	4
1450 03 03700	37,0	344	195	4
1450 03 03750	37,5	344	195	4
1450 03 03800	38,0	349	200	4
1450 03 03850	38,5	349	200	4
1450 03 03900	39,0	349	200	4
1450 03 03950	39,5	349	200	4
1450 03 04000	40,0	349	200	4
1450 03 04050	40,5	354	205	4
1450 03 04100	41,0	354	205	4
1450 03 04150	41,5	354	205	4
1450 03 04200	42,0	354	205	4
1450 03 04250	42,5	354	205	4
1450 03 04300	43,0	359	210	4
1450 03 04350	43,5	359	210	4
1450 03 04400	44,0	359	210	4
1450 03 04450	44,5	359	210	4
1450 03 04500	45,0	359	210	4
1450 03 04550	45,5	364	215	4
1450 03 04600	46,0	364	215	4
1450 03 04650	46,5	364	215	4
1450 03 04700	47,0	364	215	4
1450 03 04750	47,5	364	215	4
1450 03 04800	48,0	369	220	4
1450 03 04850	48,5	369	220	4
1450 03 04900	49,0	369	220	4
1450 03 04950	49,5	369	220	4
1450 03 05000	50,0	369	220	4
1450 15 05100	51,0	412	225	5
1450 15 05200	52,0	412	225	5
1450 15 05300	53,0	412	225	5
1450 15 05400	54,0	417	230	5
1450 15 05500	55,0	417	230	5
1450 15 05600	56,0	417	230	5
1450 15 05700	57,0	422	235	5
1450 15 05800	58,0	422	235	5
1450 15 05900	59,0	422	235	5
1450 15 06000	60,0	422	235	5



Confezione: imballo singolo
Individual packaging

Cassetta in metallo / Metal Box

ART.	Tipo Type		Contenuto Content
1450 14 10001	MK 10-1	10 pz / pcs	14 / 15 / 16 / 17 / 18 / 19 / 20 / 21 / 22 / 23 mm Ø
1450 14 10002	MK 10-2	10 pz / pcs	14 / 16 / 18 / 20 / 22 / 24 / 25 / 26 / 28 / 30 mm Ø



PUNTE ELICOIDALI DIN 345 HSS-E (Co5) TIPO N LEGA DI COBALTO TAPER SHANK DRILLS DIN 345 HSS-E (Co5) TYPE N COBALT ALLOYED

Per acciaio legato e non legato, ghisa, ghisa malleabile, acciaio inox tipo V2A (AISI304) e V4A (AISI316).

For steel and cast steel alloyed and unalloyed, cast iron, annealed cast iron, stainless steel like V2A and V4A.



1470



Confezione: imballo singolo/
Individual packaging

ART.	Ø mm	L mm Totale/Overall	L mm Spirale/Flute	CM MT
1470 03 01000	10,0	168	87	MK1
1470 03 01100	11,0	175	94	MK1
1470 03 01150	11,5	175	94	MK1
1470 03 01200	12,0	182	101	MK1
1470 03 01250	12,5	182	101	MK1
1470 03 01300	13,0	182	101	MK1
1470 03 01350	13,5	189	108	MK1
1470 03 01400	14,0	189	108	MK1
1470 03 01450	14,5	212	114	MK2
1470 03 01500	15,0	212	114	MK2
1470 03 01550	15,5	218	120	MK2
1470 03 01600	16,0	218	120	MK2
1470 03 01650	16,5	223	125	MK2
1470 03 01700	17,0	228	130	MK2
1470 03 01750	17,5	228	130	MK2
1470 03 01800	18,0	228	130	MK2
1470 03 01850	18,5	223	135	MK2
1470 03 01900	19,0	223	135	MK2
1470 03 01950	19,5	238	140	MK2
1470 03 02000	20,0	238	140	MK2
1470 03 02050	20,5	243	145	MK2
1470 03 02100	21,0	243	145	MK2
1470 03 02150	21,5	248	150	MK2
1470 03 02200	22,0	248	150	MK2
1470 03 02250	22,5	253	155	MK2

ART.	Ø mm	L mm Totale/Overall	L mm Spirale/Flute	CM MT
1470 03 02300	23,0	253	155	MK2
1470 03 02350	23,5	276	155	MK3
1470 03 02400	24,0	281	160	MK3
1470 03 02450	24,5	281	160	MK3
1470 03 02500	25,0	281	160	MK3
1470 03 02600	26,0	286	165	MK3
1470 03 02700	27,0	291	170	MK3
1470 03 02750	27,5	291	170	MK3
1470 03 02800	28,0	291	170	MK3
1470 03 02850	28,5	296	175	MK3
1470 03 02900	29,0	296	175	MK3
1470 03 02950	29,5	296	175	MK3
1470 03 03000	30,0	296	175	MK3
1470 03 03100	31,0	301	180	MK3
1470 03 03200	32,0	334	185	MK4
1470 03 03300	33,0	334	185	MK4
1470 03 03400	34,0	339	190	MK4
1470 03 03500	35,0	339	190	MK4
1470 03 03600	36,0	344	195	MK4
1470 03 03700	37,0	344	195	MK4
1470 03 03800	38,0	349	200	MK4
1470 03 03900	39,0	349	200	MK4
1470 03 04000	40,0	349	200	MK4
1470 03 04500	45,0	359	210	MK4
1470 03 05000	50,0	369	220	MK4

UTENSILI CONICI SHANKS TOOLS

BUSSOLE DI RIDUZIONE DIN 2185 REDUCTION SLEEVES DIN 2185

Temperate, per utensili con attacco conico.

Fully hardened, for tools with Morse taper shanks.

DIN
2185



1460

ART.	L mm Totale/Overall	CM MT
1460 03 00021	92	2 / 1
1460 03 00031	99	3 / 1
1460 03 00032	112	3 / 2
1460 03 00041	124	4 / 1

ART.	L mm Totale/Overall	CM MT
1460 03 00042	124	4 / 2
1460 03 00043	140	4 / 3
1460 03 00053	156	5 / 3
1460 03 00054	171	5 / 4

BUSSOLE DI ESTENSIONE DIN 2187 EXTENSION SLEEVES DIN 2187

Temperate, per utensili con attacco conico.

Fully hardened, for tools with Morse taper shanks.

DIN
2187



1461

ART.	L mm Totale/Overall	CM MT
1461 03 00011	145	1 / 1
1461 03 00012	160	1 / 2
1461 03 00013	181	1 / 3
1461 03 00021	160	2 / 1
1461 03 00022	175	2 / 2
1461 03 00023	196	2 / 3
1461 03 00024	221	2 / 4
1461 03 00031	175	3 / 1

ART.	L mm Totale/Overall	CM MT
1461 03 00032	194	3 / 2
1461 03 00033	215	3 / 3
1461 03 00034	240	3 / 4
1461 03 00041	200	4 / 1
1461 03 00042	210	4 / 2
1461 03 00043	240	4 / 3
1461 03 00044	265	4 / 4
1461 03 00045	300	4 / 5

ESTRATTORI DIN 317 DRILL DRIFTS DIN 317

Temperati, per attacchi conici DIN 228.

Fully hardened, for cone chuck DIN 228.

DIN
317



1462

ART.	L mm Totale/Overall	CM MT
1462 07 00012	140	1 + 2
1462 07 00003	190	3

ART.	L mm Totale/Overall	CM MT
1462 07 00004	225	4
1462 07 00056	265	5 + 6

ATTACCHI CONICI DIN 238 DRILL CHUCKS ARBOR DIN 238

Rettificati e temprati; adatti per utensili con attacco CM.

Fully hardened and milled for using chucks on machines with Morse Taper Shank.

DIN
238



1463

ART.	L mm Totale/Overall	Attacco Chuck Cone	CM MT
1463 03 00110	86	B 10	1
1463 03 00112	90	B 12	1
1463 03 00116	97	B 16	1
1463 03 00210	101	B 10	2
1463 03 00212	105	B 12	2
1463 03 00216	112	B 16	2

ART.	L mm Totale/Overall	Attacco Chuck Cone	CM MT
1463 03 00218	120	B 18	2
1463 03 00312	124	B 12	3
1463 03 00316	131	B 16	3
1463 03 00318	139	B 18	3
1463 03 00416	156	B 16	4
1463 03 00418	164	B 18	4

UTENSILI DA TAGLIO A FILETTARE THREAD CUTTING TOOLS

MASCHI A MANO DIN 352 HSS-G • M HAND TAPS DIN 352 HSS-G • M

- Filettatura metrica ISO DIN 13
- Per fori passanti e ciechi
- N.1: sgrossatore, 6-8 spire
- N.2: intermedio, 4-5 spire
- N.3: finitore, 2-3 spire
- For cutting metric ISO-Thread DIN 13
- For through and blind holes
- N.1: Taper, 6-8 pitch chamfer
- N.2: Second, 4-5 pitch chamfer
- N.3: Plug, 2-3 pitch chamfer



4100 - N.1



4100 - N.2



4100 - N.3



Confezione: 3 pezzi, unico imballo
3 piece pack

CONFEZIONE: IMBALLO SINGOLO
INDIVIDUAL PACKAGING

SET	N. 1	N. 2	N. 3	M	mm	Ø mm	L mm	L mm	L mm	mm
ART.	ART.	ART.	ART.	Filetto Thread	Passo Pitch	Pre-foro Core Hole	Totale Overall	Filetto Thread	Quadro Square	
4100 11 00100	4100 11 10100	4100 11 20100	4100 11 30100	M1	0,25	0,75	32	5,5	2,1	
4100 11 00110	4100 11 10110	4100 11 20110	4100 11 30110	M 1,1	0,25	0,85	32	5,5	2,1	
4100 11 00120	4100 11 10120	4100 11 20120	4100 11 30120	M 1,2	0,25	0,95	32	5,5	2,1	
4100 11 00140	4100 11 10140	4100 11 20140	4100 11 30140	M 1,4	0,30	1,10	32	7,0	2,1	
4100 11 00160	4100 11 10160	4100 11 20160	4100 11 30160	M 1,6	0,35	1,25	32	8,0	2,1	
4100 11 00170	4100 11 10170	4100 11 20170	4100 11 30170	M 1,7	0,35	1,30	32	8,0	2,1	
4100 11 00180	4100 11 10180	4100 11 20180	4100 11 30180	M 1,8	0,35	1,45	32	8,0	2,1	
4100 11 00200	4100 11 10200	4100 11 20200	4100 11 30200	M 2	0,40	1,60	36	8	2,1	
4100 11 00220	4100 11 10220	4100 11 20220	4100 11 30220	M 2,2	0,45	1,75	36	9,0	2,1	
4100 11 00230	4100 11 10230	4100 11 20230	4100 11 30230	M 2,3	0,40	1,90	36	9,0	2,1	
4100 11 00250	4100 11 10250	4100 11 20250	4100 11 30250	M 2,5	0,45	2,05	40	9,0	2,1	
4100 11 00260	4100 11 10260	4100 11 20260	4100 11 30260	M 2,6	0,45	2,10	40	9,0	2,1	
4100 11 00300	4100 11 10300	4100 11 20300	4100 11 30300	M 3	0,50	2,50	40	11,0	2,7	
4100 11 00350	4100 11 10350	4100 11 20350	4100 11 30350	M 3,5	0,60	2,90	45	13,0	3,0	
4100 11 00400	4100 11 10400	4100 11 20400	4100 11 30400	M 4	0,70	3,30	45	13,0	3,4	
4100 11 00500	4100 11 10500	4100 11 20500	4100 11 30500	M 5	0,80	4,20	50	16,0	4,9	
4100 11 00600	4100 11 10600	4100 11 20600	4100 11 30600	M 6	1,00	5,00	50	19,0	4,9	
4100 11 00700	4100 11 10700	4100 11 20700	4100 11 30700	M 7	1,00	6,00	50	19,0	4,9	
4100 11 00800	4100 11 10800	4100 11 20800	4100 11 30800	M 8	1,25	6,80	56	22,0	4,9	
4100 11 00900	4100 11 10900	4100 11 20900	4100 11 30900	M 9	1,25	7,80	63	22,0	5,5	
4100 11 01000	4100 11 11000	4100 11 21000	4100 11 31000	M 10	1,50	8,50	70	24,0	5,5	
4100 11 01200	4100 11 11200	4100 11 21200	4100 11 31200	M 12	1,75	10,20	75	29,0	7,0	
4100 11 01400	4100 11 11400	4100 11 21400	4100 11 31400	M 14	2,00	12,00	80	30,0	9,0	
4100 11 01600	4100 11 11600	4100 11 21600	4100 11 31600	M 16	2,00	14,00	80	32,0	9,0	
4100 11 01800	4100 11 11800	4100 11 21800	4100 11 31800	M 18	2,50	15,50	95	40,0	11,0	
4100 11 02000	4100 11 12000	4100 11 22000	4100 11 32000	M 20	2,50	17,50	95	40,0	12,0	
4100 11 02200	4100 11 12200	4100 11 22200	4100 11 32200	M 22	2,50	19,50	100	40,0	14,5	
4100 11 02400	4100 11 12400	4100 11 22400	4100 11 32400	M 24	3,00	21,00	110	50,0	14,5	
4100 11 02700	4100 11 12700	4100 11 22700	4100 11 32700	M 27	3,00	24,00	110	50,0	16,0	
4100 11 03000	4100 11 13000	4100 11 23000	4100 11 33000	M 30	3,50	26,50	125	56,0	18,0	
4100 11 03300	4100 11 13300	4100 11 23300	4100 11 33300	M 33	3,50	29,50	125	56,0	20,0	
4100 11 03600	4100 11 13600	4100 11 23600	4100 11 33600	M 36	4,00	32,00	150	63,0	22,0	
4100 11 03900	4100 11 13900	4100 11 23900	4100 11 33900	M 39	4,00	35,00	150	63,0	24,0	
4100 11 04200	4100 11 14200	4100 11 24200	4100 11 34200	M 42	4,50	37,50	150	63,0	24,0	
4100 11 04500	4100 11 14500	4100 11 24500	4100 11 34500	M 45	4,50	40,50	160	70,0	29,0	
4100 11 04800	4100 11 14800	4100 11 24800	4100 11 34800	M 48	5,00	43,00	180	75,0	29,0	
4100 11 05200	4100 11 15200	4100 11 25200	4100 11 35200	M 52	5,00	47,00	180	75,0	32,0	

Continua nella pagina successiva.
Continued on the next page.

UTENSILI DA TAGLIO A FILETTARE THREAD CUTTING TOOLS



4100 - N.1



4100 - N.2



4100 - N.3

Cassetta in ABS / ABS Box

ART.	Tipo Type		Contenuto Content
4100 13 30021	G 12-K	21 pz / pcs	Maschi a mano / Hand-Tap DIN 352 HSS-G / M 3 -M 12 Sets 3 pz / pcs
4100 13 30028	GK 12-K	28 pz / pcs	Maschi a mano / Hand-Tap DIN 352 HSS-G / M 3 -M 12 Sets 3 pz / pcs + punte / Drills DIN 338 2,5 / 3,3 / 4,2 / 5,0 / 6,8 / 8,5 / 10,2 mm Ø



Cassette in metallo / Metal Boxes

ART.	Tipo Type		Contenuto Content
4100 14 10021	G 12	21 pz / pcs	Maschi a mano / Hand-Tap DIN 352 HSS-G / M 3 -M 12 Sets 3 pz / pcs
4100 14 10028	GK 12	28 pz / pcs	Maschi a mano / Hand-Tap DIN 352 HSS-G / M 3 -M 12 Sets 3 pz / pcs + punte / Drills DIN 338 2,5 / 3,3 / 4,2 / 5,0 / 6,8 / 8,5 / 10,2 mm Ø
6000 14 10025	GS 25	31 pz / pcs	Maschi a mano / Hand-Tap DIN 352 HSS-G / M 3 -M 12 Sets 3 pz / pcs Filieri tonde / Round Dies HSS-G (25 mm Ø), M 3 - M 12 Porta filiere / Holder DIN 225 - 25 x 9 Giramaschi / Tap-Wrench DIN 1814 Gr. 1,5 Giravite / Screwdriver
6000 14 10044	GW 12	44 pz / pcs M 3 - M 12	Maschi a mano / Hand-Tap DIN 352 HSS-G / M 3 -M 12 Sets 3 pz / pcs Filieri tonde / Round Dies DIN EN 22568 HSS-G, M 3 - M 12 Porta filiere / Holder DIN 225 20 x 5 / 20 x 7 / 25 x 9 / 30 x 11 / 38 x 14 Giramaschi / Tap-Wrench DIN 1814 Gr. 1 + 2 Contafilietti / Gauge Giravite / Screwdriver Punte / Drills DIN 338 HSS-G 2,5 / 3,3 / 4,2 / 5,0 / 6,8 / 8,5 / 10,2 mm
6000 14 10054	GW 20	54 pz / pcs M 3 - M 20	Maschi a mano / Hand-Tap DIN 352 HSS-G / M 3 -M 20 Sets 3 pz / pcs Filieri tonde / Round Dies DIN EN 22568 HSS-G, M 3 - M 20 Porta filiere / Holder DIN 225 20 x 5 / 20 x 7 / 25 x 9 / 38 x 14 / 45 x 18 Giramaschi / Tap-Wrench DIN 1814 Gr. 1 + 32 Contafilietti / Gauge Giravite / Screwdriver



MASCHI A MANO DIN 352 HSS-E (Co5) VAP • M HAND TAPS DIN 352 HSS-E (Co5) VAP • M

- Filettatura metrica ISO DIN 13
- Per fori passanti e ciechi
- Materiali VA e acciaio inossidabile
- N.1: sgrossatore, 6-8 spire
- N.2: intermedio, 4-5 spire
- N.3: finitore, 2-3 spire
- For cutting metric ISO-Thread DIN 13
- For through and blind holes
- VA materials and stainless steel
- N.1: Taper, 6-8 pitch chamfer
- N.2: Second, 4-5 pitch chamfer
- N.3: Plug, 2-3 pitch chamfer



4110 - N.1



4110 - N.2



4110 - N.3



Confezione: 3 pezzi, unico imballo
3 piece pack

CONFEZIONE: IMBALLO SINGOLO
INDIVIDUAL PACKAGING

SET	N. 1	N. 2	N. 3	M	mm	Ø mm	L mm	L mm	mm
ART.	ART.	ART.	ART.	Filetto Thread	Passo Pitch	Pre-foro Core Hole	Totale Overall	Filetto Thread	Quadro Square
4110 11 00300	4110 11 10300	4110 11 20300	4110 11 30300	M 3	0,50	2,5	40	11	2,7
4110 11 00400	4110 11 10400	4110 11 20400	4110 11 30400	M 4	0,70	3,3	45	13	3,4
4110 11 00500	4110 11 10500	4110 11 20500	4110 11 30500	M 5	0,80	4,2	50	16	4,9
4110 11 00600	4110 11 10600	4110 11 20600	4110 11 30600	M 6	1,00	5,0	50	19	4,9
4110 11 00800	4110 11 10800	4110 11 20800	4110 11 30800	M 8	1,25	6,8	56	22	4,9
4110 11 01000	4110 11 11000	4110 11 21000	4110 11 31000	M 10	1,50	8,5	70	24	5,5
4110 11 01200	4110 11 11200	4110 11 21200	4110 11 31200	M 12	1,75	10,2	75	29	7,0
4110 11 01400	4110 11 11400	4110 11 21400	4110 11 31400	M 14	2,00	12,0	80	30	9,0
4110 11 01600	4110 11 11600	4110 11 21600	4110 11 31600	M 16	2,00	14,0	80	32	9,0
4110 11 01800	4110 11 11800	4110 11 21800	4110 11 31800	M 18	2,50	15,5	95	40	11,0
4110 11 02000	4110 11 12000	4110 11 22000	4110 11 32000	M 20	2,50	17,5	95	40	12,0

Cassetta in ABS / ABS Box

ART.	Tipo Type		Contenuto Content
4110 13 30021	GE 12-K	21 pz / pcs	Maschi a mano / Hand-Tap DIN 352 HSS-E VAP • M3 - M 12 Sets 3 pz / pcs
4110 13 30028	GE 12-K	28 pz / pcs	Maschi a mano / Hand-Tap DIN 352 HSS-E VAP • M3 - M 12 Sets 3 pz / pcs + HSSE-E Punta / Drills DIN 338 2,5 / 3,3 / 4,2 / 5,0 / 6,8 / 8,5 / 10,2 mm Ø



Cassetta in metallo / Metal Box

ART.	Tipo Type		Contenuto Content
6001 14 10044	GWE 12 P-PLUS	44 pz / pcs M 3 - M 12	Maschi a mano / Hand-Tap DIN 352 HSS-E VAP / M3 - M 12 Sets 3 pz / pcs Filiere tonde / Round Dies DIN EN 22568 HSS-E VAP, M 3 - M 12 Porta filiere / Holder DIN 225 20 x 5 / 20 x 7 / 25 x 9 / 30 x 11 / 38 x 14 Giramaschi / Tap-Wrench DIN 1814 Gr. 1 + 2 Contafiletti / Gauge Giravite / Screwdriver Pre foro / Core Hole Drills DIN 338 HSSE-E 2,5 / 3,3 / 4,2 / 5,0 / 6,8 / 8,5 / 10,2 mm
6001 14 10054	GWE 20 P-PLUS	54 pz / pcs M 3 - M 20	Maschi a mano / Hand-Tap DIN 352 HSS-E VAP / M3 - M 20 Sets 3 pz / pcs Filiere tonde / Round Dies DIN EN 22568 HSS-E VAP, M 3 - M 20 Porta filiere / Holder DIN 225 20 x 5 / 20 x 7 / 25 x 9 / 30 x 11 / 38 x 14 / 45 x 18 Giramaschi / Tap-Wrench DIN 1814 Gr. 1 + 3 Contafiletti / Gauge Giravite / Screwdriver



UTENSILI DA TAGLIO A FILETTARE THREAD CUTTING TOOLS

MASCHI A MANO SINISTRO DIN 352 HSS-G • M HAND TAPS LEFT DIN 352 HSS-G • M

- Filettatura metrica ISO DIN 13
- Per fori passanti e ciechi
- N.1: sgrossatore, 6-8 spire
- N.2: intermedio, 4-5 spire
- N.3: finitore, 2-3 spire
- For cutting metric ISO-Thread DIN 13
- For through and blind holes
- N.1: Taper, 6-8 pitch chamfer
- N.2: Second, 4-5 pitch chamfer
- N.3: Plug, 2-3 pitch chamfer



4109 - N.1



4109 - N.2



4109 - N.3



Confezione: 3 pezzi, unico imballo
3 piece pack

CONFEZIONE: IMBALLO SINGOLO
INDIVIDUAL PACKAGING

SET	N. 1	N. 2	N. 3	M Filetto Thread	mm Passo Pitch	Ø mm Pre-foro Core Hole	L mm Totale Overall	L mm Filetto Thread	mm Quadro Square
ART.	ART.	ART.	ART.						
4109 11 00300	4109 11 10300	4109 11 20300	4109 11 30300	M 3	0,50	2,50	40	11	2,7
4109 11 00400	4109 11 10400	4109 11 20400	4109 11 30400	M 4	0,70	3,30	45	13	3,4
4109 11 00500	4109 11 10500	4109 11 20500	4109 11 30500	M 5	0,80	4,20	50	16	4,9
4109 11 00600	4109 11 10600	4109 11 20600	4109 11 30600	M 6	1,00	5,00	50	19	4,9
4109 11 00800	4109 11 10800	4109 11 20800	4109 11 30800	M 8	1,25	6,80	56	22	4,9
4109 11 01000	4109 11 11000	4109 11 21000	4109 11 31000	M 10	1,50	8,50	70	24	5,5
4109 11 01200	4109 11 11200	4109 11 21200	4109 11 31200	M 12	1,75	10,20	75	29	7,0
4109 11 01400	4109 11 11400	4109 11 21400	4109 11 31400	M 14	2,00	12,00	80	30	9,0
4109 11 01600	4109 11 11600	4109 11 21600	4109 11 31600	M 16	2,00	14,00	80	32	9,0
4109 11 01800	4109 11 11800	4109 11 21800	4109 11 31800	M 18	2,50	15,50	95	40	11,0
4109 11 02000	4109 11 12000	4109 11 22000	4109 11 32000	M 20	2,50	17,50	95	40	12,0
4109 11 02200	4109 11 12200	4109 11 22200	4109 11 32200	M 22	2,50	19,50	100	40	14,5
4109 11 02400	4109 11 12400	4109 11 22400	4109 11 32400	M 24	3,00	21,00	110	50	14,5

Cassetta in ABS / ABS Box

ART.	Tipo Type		Contenuto Content
4109 13 30028	GK 12-K LH	28 pz / pcs	Maschi a mano / Hand-Tap DIN 352 HSS-G / M 3 -M 12 Sets 3 pz / pcs + punte / Drills DIN 338 Typ N 2,5 / 3,3 / 4,2 / 5,0 / 6,8 / 8,5 / 10,2 mm Ø



UTENSILI DA TAGLIO A FILETTARE THREAD CUTTING TOOLS

MASCHI A MANO DIN 2181 HSS-G RETTIFICATI • MF HAND TAPS DIN 2181 HSS-G FULLY GROUND • MF


- Filettatura metrica ISO DIN 13
- Per fori passanti e ciechi
- N.1: sgrossatore, 5-6 spire
- N.2: finitore, 2-3 spire
- For cutting metric ISO-Thread DIN 13
- For through and blind hole
- N.1: Taper, 5-6 pitch chamfer
- N.2: Plug, 2-3 pitch chamfer



4101- N.1



4101- N.2



Confezione: 3 pezzi, unico imballo
3 piece pack

CONFEZIONE: IMBALLO SINGOLO
INDIVIDUAL PACKAGING

SET	N. 1	N. 2	MF Filetto Thread	mm Passo Pitch	Ø mm Pre-foro Core Hole	L mm Totale Overall	L mm Filetto Thread	mm Quadro Square
4101 11 00303	4101 11 10303	4101 11 20303	MF 3	0,35	2,65	40	9	2,7
4101 11 00405	4101 11 10405	4101 11 20405	MF 4	0,50	3,50	45	10	3,4
4101 11 00505	4101 11 10505	4101 11 20505	MF 5	0,50	4,50	50	12	4,9
4101 11 00605	4101 11 10605	4101 11 20605	MF 6	0,50	5,50	50	14	4,9
4101 11 00607	4101 11 10607	4101 11 20607	MF 6	0,75	5,20	50	14	4,9
4101 11 00807	4101 11 10807	4101 11 20807	MF 8	0,75	7,20	50	19	4,9
4101 11 00810	4101 11 10810	4101 11 20810	MF 8	1,00	7,00	56	22	4,9
4101 11 00910	4101 11 10910	4101 11 20910	MF 9	1,00	8,00	63	20	5,5
4101 11 01007	4101 11 11007	4101 11 21007	MF 10	0,75	9,20	63	20	5,5
4101 11 01010	4101 11 11010	4101 11 21010	MF 10	1,00	9,00	63	20	5,5
4101 11 01012	4101 11 11012	4101 11 21012	MF 10	1,25	8,80	70	24	5,5
4101 11 01210	4101 11 11210	4101 11 21210	MF 12	1,00	11,0	70	22	7,0
4101 11 01212	4101 11 11212	4101 11 21212	MF 12	1,25	10,80	70	22	7,0
4101 11 01215	4101 11 11215	4101 11 21215	MF 12	1,50	10,50	70	22	7,0
4101 11 01410	4101 11 11410	4101 11 21410	MF 14	1,00	13,00	70	22	9,0
4101 11 01412	4101 11 11412	4101 11 21412	MF 14	1,25	12,80	70	22	9,0
4101 11 01415	4101 11 11415	4101 11 21415	MF 14	1,50	12,50	70	22	9,0
4101 11 01610	4101 11 11610	4101 11 21610	MF 16	1,00	15,00	70	22	9,0
4101 11 01612	4101 11 11612	4101 11 21612	MF 16	1,25	14,75	70	22	9,0
4101 11 01615	4101 11 11615	4101 11 21615	MF 16	1,50	14,50	70	22	9,0
4101 11 01810	4101 11 11810	4101 11 21810	MF 18	1,00	17,00	80	22	11,0
4101 11 01815	4101 11 11815	4101 11 21815	MF 18	1,50	16,50	80	22	11,0
4101 11 01820	4101 11 11820	4101 11 21820	MF 18	2,00	16,00	80	22	11,0
4101 11 02010	4101 11 12010	4101 11 22010	MF 20	1,00	19,00	80	22	12,0
4101 11 02015	4101 11 12015	4101 11 22015	MF 20	1,50	18,50	80	22	12,0
4101 11 02020	4101 11 12020	4101 11 22020	MF 20	2,00	18,00	80	22	12,0
4101 11 02215	4101 11 12215	4101 11 22215	MF 22	1,50	20,50	80	22	14,5
4101 11 02415	4101 11 12415	4101 11 22415	MF 24	1,50	22,50	90	22	14,5
4101 11 02420	4101 11 12420	4101 11 22420	MF 24	2,00	22,00	90	22	14,5
4101 11 02515	4101 11 12515	4101 11 22515	MF 25	1,50	23,50	90	22	14,5
4101 11 02615	4101 11 12615	4101 11 22615	MF 26	1,50	24,50	90	22	14,5
4101 11 02715	4101 11 12715	4101 11 22715	MF 27	1,50	25,50	90	22	16,0
4101 11 02815	4101 11 12815	4101 11 22815	MF 28	1,50	26,50	90	22	16,0
4101 11 03015	4101 11 13015	4101 11 23015	MF 30	1,50	28,50	90	22	18,0
4101 11 03020	4101 11 13020	4101 11 23020	MF 30	2,00	28,00	90	22	18,0
4101 11 03215	4101 11 13215	4101 11 23215	MF 32	1,50	30,50	90	22	18,0
4101 11 03515	4101 11 13515	4101 11 23515	MF 35	1,50	33,50	100	25	22,0
4101 11 03615	4101 11 13615	4101 11 23615	MF 36	1,50	34,50	100	25	22,0
4101 11 03620	4101 11 13620	4101 11 23620	MF 36	2,00	34,00	125	40	22,0
4101 11 04015	4101 11 14015	4101 11 24015	MF 40	1,50	38,50	110	25	24,0

Continua nella pagina successiva.
Continued on the next page.

UTENSILI DA TAGLIO A FILETTARE THREAD CUTTING TOOLS

Cassetta in metallo / Metal Box

ART.	Tipo Type		Contenuto Content
6000 14 10043	GW 43	43 pz / pcs MF 3 MF 20	Maschi a mano / Hand-Tap DIN 2181 HSS-G Sets 2 pz / pcs Filieri tonde / Round Dies DIN EN 22568 HSS-G MF 3 x 0,35 - MF 4 x 0,5 - MF 5 x 0,5 - MF 6 x 0,75 MF 8 x 1,0 - MF 10 x 1,0 - MF 12 x 1,5 - MF 14 x 1,5 MF 16 x 1,5 - MF 18 x 1,50 - MF 20 x 1,5 Porta filiere / Holder DIN 225 20 x 5 / 20 x 7 / 25 x 9 / 30 x 11 / 38 x 10 / 45 x 14 Giramaschi / Tap-Wrenches DIN 1814 Gr. 1 + 3 Contafiletti / Gauge Giravite / Screwdriver



ASSORTIMENTO PER GARAGES ED OFFICINE TIPO FIAT GARAGE AND WORKSHOP SET, FIAT TYPE

Cassetta in legno / Wooden Case

ART.	Tipo Type		Contenuto Content
6400 00 00110	BT 64	110 pz / pcs	Maschi a mano / Hand-Tap 2 pz / pcs Ø 2 / 3 / 4 x 0,7 / 5 x 0,8 / 6 x 0,75 / 6 x 1 / 7 x 0,75 7 x 1 / 8 x 0,75 / 8 x 1 / 8 x 1,25 / 9 x 0,75 / 9 x 1 / 9 x 1,25 10 x 0,75 / 10 x 1 / 10 x 1,25 / 10 x 1,5 / 11 x 0,75 11 x 1 / 11 x 1,25 / 11 x 1,5 / 12 x 0,75 12 x 1 / 12 x 1,25 / 12 x 1,5 / 12 x 1,75 / 14 x 1 14 x 1,25 / 14 x 1,5 / 14 x 2 / 16 x 1 / 16 x 1,5 16 x 2 / 18 x 1,5 mm Filieri / Dies (25,4) Ø 2 / 3 / 4 / 5 / 6 / 7 / 8 / 9 mm Filieri / Dies (38,1) Ø 10 / 11 / 12 / 14 / 16 mm Filieri / Dies (25,4) Ø 6 / 7 / 8 x 0,75 / 8 x 1 / 9 x 0,75 / 9 x 1 mm Filieri / Dies (38,1) Ø 10 x 0,75 / 10 x 1 / 10 x 1,25 / 11 x 0,75 / 11 x 1 11 x 1,25 / 12 x 0,75 / 12 x 1 / 12 x 1,25 / 12 x 1,5 / 14 x 1 14 x 1,25 / 14 x 1,5 / 16 x 1 / 16 x 1,5 / 18 x 1,5 mm Porta filiere / Holder Gr. 1 - 2 Giramaschi / Tap-Wrench Gr. 1 + 3 Portautensili / Tool Holder Gr. 1



UTENSILI DA TAGLIO A FILETTARE THREAD CUTTING TOOLS

MASCHI A MANO DIN 5157 HSS-G RETTIFICATI • G/BSP HAND TAPS DIN 5157 HSS-G FULLY GROUND • G/BSP

- Filettatura Whitworth secondo DIN ISO 228/1
- Per fori passanti e ciechi
- N.1: sgrossatore, 5-6 spire
- N.2: finitore, 2-3 spire
- For cutting whitworth pipe threads acc.to DIN ISO 228/1
- For through and blind hole
- N.1: Taper, 5-6 pitch chamfer
- N.2: Plug, 2-3 pitch chamfer



4102 - N.1



4102 - N.2



Confezione: 2 pezzi, unico imballo
2 piece pack

CONFEZIONE: IMBALLO SINGOLO
INDIVIDUAL PACKAGING

SET	N. 1	N. 2	G Ø	mm Passo Pitch	Ø mm Pre-foro Core Hole	L mm Totale Overall	L mm Filetto Thread	mm Quadro Square
ART. SET	ART. N. 1	ART. N. 2						
4102 11 00018	4102 11 10018	4102 11 20018	G 1/8"	28	8,80	63	20	5,5
4102 11 00014	4102 11 10014	4102 11 20014	G 1/4"	19	11,80	70	22	9,0
4102 11 00038	4102 11 10038	4102 11 20038	G 3/8"	19	15,25	70	22	9,0
4102 11 00012	4102 11 10012	4102 11 20012	G 1/2"	14	19,00	80	22	12,0
4102 11 00058	4102 11 10058	4102 11 20058	G 5/8"	14	21,00	80	22	14,5
4102 11 00034	4102 11 10034	4102 11 20034	G 3/4"	14	24,50	90	22	16,0
4102 11 00078	4102 11 10078	4102 11 20078	G 7/8"	14	28,25	90	22	18,0
4102 11 00100	4102 11 10100	4102 11 20100	G 1"	11	30,75	100	25	20,0
4102 11 00114	4102 11 10114	4102 11 20114	G 1.1/4"	11	39,50	125	40	24,0
4102 11 00112	4102 11 10112	4102 11 20112	G 1.1/2"	11	45,00	140	40	29,0
4102 11 00200	4102 11 10200	4102 11 20200	G 2"	11	57,00	160	40	35,0

06

Cassetta in metallo / Metal Box

ART. TiN	Tipo Type		Contenuto Content
6000 14 10028	GW 28	28 pz / pcs G 1/8" G 1"	Maschi a mano / Hand-Tap DIN 5157 HSS-G Sets 2 pz / pcs G 1/8" / G 1/4" / G 3/8" / G 1/2" / G 3/4" / G 1" Filieri Tonde / Round Dies DIN EN 24231 HSS-G G 1/8" / G 1/4" / G 3/8" / G 1/2" / G 3/4" / G 1" Porta filiere / Holders DIN 225 30 x 11 / 38 x 10 / 45 x 14 / 55 x 16 / 65 x 18 Giramaschi / Tap-Wrenches DIN 1814 Gr. 1 + 3 + 5 Contafiletti / Gauge Giravite / Screwdriver



UTENSILI DA TAGLIO A FILETTARE THREAD CUTTING TOOLS

MASCHI A MANO TIPO DIN 352 HSS-G RETTIFICATI • BSW HAND TAPS SIMILAR TO DIN 352 HSS-G FULLY GROUND • BSW

- Per filettatura BSW Whitworth secondo BS 84
- Per fori passanti e ciechi
- N.1: sgrossatore, 6-8 spire
- N.2: intermedio, 4-5 spire
- N.3: finitore, 2-3 spire
- For cutting british standard whitworth threads acc. to BS 84
- For through and blind holes
- N.1: Taper, 6-8 pitch chamfer
- N.2: Second, 4-5 pitch chamfer
- N.3: Plug, 2-3 pitch chamfer




4103 - N.1



4103 - N.2



4103 - N.3



Confezione: 3 pezzi, unico imballo
3 piece pack

CONFEZIONE: IMBALLO SINGOLO
INDIVIDUAL PACKAGING

SET	N. 1	N. 2	N. 3	BSW Ø	mm Passo Pitch	Ø mm Pre-foro Core Hole	L mm Totale Overall	L mm Filetto Thread	mm Quadro Square
ART.	ART.	ART.	ART.						
4103 11 00018	4103 11 10018	4103 11 20018	4103 11 30018	W 1/8"	40	2,60	40	12	2,7
4103 11 00532	4103 11 10532	4103 11 20532	4103 11 30532	W 5/32"	32	3,10	45	14	3,4
4103 11 00316	4103 11 10316	4103 11 20316	4103 11 30316	W 3/16"	24	3,60	50	18	4,9
4103 11 00014	4103 11 10014	4103 11 20014	4103 11 30014	W 1/4"	20	5,10	50	19	4,9
4103 11 00516	4103 11 10516	4103 11 20516	4103 11 30516	W 5/16"	18	6,50	56	22	4,9
4103 11 00038	4103 11 10038	4103 11 20038	4103 11 30038	W 3/8"	16	7,90	70	24	5,5
4103 11 00716	4103 11 10716	4103 11 20716	4103 11 30716	W 7/16"	14	9,30	70	24	6,2
4103 11 00012	4103 11 10012	4103 11 20012	4103 11 30012	W 1/2"	12	10,50	75	29	7,0
4103 11 00916	4103 11 10916	4103 11 20916	4103 11 30916	W 9/16"	12	12,00	80	30	9,0
4103 11 00058	4103 11 10058	4103 11 20058	4103 11 30058	W 5/8"	11	13,50	80	32	9,0
4103 11 00034	4103 11 10034	4103 11 20034	4103 11 30034	W 3/4"	10	16,50	95	40	11,0
4103 11 00078	4103 11 10078	4103 11 20078	4103 11 30078	W 7/8"	9	19,25	100	40	14,5
4103 11 00100	4103 11 10100	4103 11 20100	4103 11 30100	W 1"	8	22,0	110	50	14,5

UTENSILI DA TAGLIO A FILETTARE THREAD CUTTING TOOLS

MASCHI A MANO TIPO DIN 352 HSS-G RETTIFICATI • UNC HAND TAPS SIMILAR TO DIN 352 HSS-G FULLY GROUND • UNC

- Filettatura americana UNC secondo ANSI B1.1
- Per fori passanti e ciechi
- N.1: sgrossatore, 6-8 spire
- N.2: intermedio, 4-5 spire
- N.3: finitore, 2-3 spire
- For cutting american unified national coarse thread acc. to ANSI B1.1 for through and blind hole
- N.1: Taper, 6-8 pitch chamfer
- N.2: Second, 4-5 pitch chamfer
- N.3: Plug, 2-3 pitch chamfer




4104 - N.1



4104 - N.2



4104 - N.3



Confezione: 3 pezzi, unico imballo
3 piece pack

CONFEZIONE: IMBALLO SINGOLO
INDIVIDUAL PACKAGING

SET	N. 1	N. 2	N. 3	UNC Ø	mm Passo Pitch	Ø mm Pre-foro Core Hole	L mm Totale Overall	L mm Filetto Thread	mm Quadro Square
ART.	ART.	ART.	ART.						
4104 11 00632	4104 11 10632	4104 11 20632	4104 11 30632	Nr. 6	32	2,85	45	14	3,0
4104 11 00832	4104 11 10832	4104 11 20832	4104 11 30832	Nr. 8	32	3,50	45	14	3,4
4104 11 01024	4104 11 11024	4104 11 21024	4104 11 31024	Nr. 10	24	3,90	50	16	4,9
4104 11 01224	4104 11 11224	4104 11 21224	4104 11 31224	Nr. 12	24	4,50	50	18	4,9
4104 11 00014	4104 11 10014	4104 11 20014	4104 11 30014	1/4"	20	5,20	50	19	4,9
4104 11 00516	4104 11 10516	4104 11 20516	4104 11 30516	5/16"	18	6,60	56	22	4,9
4104 11 00038	4104 11 10038	4104 11 20038	4104 11 30038	3/8"	16	8,00	70	24	5,5
4104 11 00716	4104 11 10716	4104 11 20716	4104 11 30716	7/16"	14	9,40	70	24	6,2
4104 11 00012	4104 11 10012	4104 11 20012	4104 11 30012	1/2"	13	10,80	75	29	7,0
4104 11 00916	4104 11 10916	4104 11 20916	4104 11 30916	9/16"	12	12,20	80	30	9,0
4104 11 00058	4104 11 10058	4104 11 20058	4104 11 30058	5/8"	11	13,50	80	32	9,0
4104 11 00034	4104 11 10034	4104 11 20034	4104 11 30034	3/4"	10	16,50	95	40	11,0
4104 11 00078	4104 11 10078	4104 11 20078	4104 11 30078	7/8"	9	19,50	100	40	14,5
4104 11 00100	4104 11 10100	4104 11 20100	4104 11 30100	1"	8	22,25	110	50	14,5

UTENSILI DA TAGLIO A FILETTARE THREAD CUTTING TOOLS

MASCHI A MANO TIPO DIN 2181 HSS-G - RETTIFICATI • UNF HAND TAPS SIMILAR TO DIN 2181 HSS-G - FULLY GROUND • UNF

- Per filettatura americana UNF secondo ANSI B1.1
- Per fori passanti e ciechi
- N.1: sgrossatore, 5-6 spire
- N.2: finitore, 2-3 spire
- For cutting american unified national fine thread acc. to ANSI B1.1
- For through and blind hole
- N.1: Taper, 5-6 pitch chamfer
- N.2: Plug, 2-3 pitch chamfer



4105 - N.1



4105 - N.2



Confezione: 2 pezzi, unico imballo
2 piece pack

CONFEZIONE: IMBALLO SINGOLO
INDIVIDUAL PACKAGING

SET	N. 1	N. 2						
ART.	ART.	ART.	UNF Ø	mm Passo Pitch	Ø mm Pre-foro Core Hole	L mm Totale Overall	L mm Filetto Thread	mm Quadro Square
4105 11 00640	4105 11 10640	4105 11 20640	Nr. 6	40	3,00	40	12	3,4
4105 11 00836	4105 11 10836	4105 11 20836	Nr. 8	36	3,50	40	12	3,4
4105 11 01032	4105 11 11032	4105 11 21032	Nr. 10	32	4,10	45	14	4,9
4105 11 01228	4105 11 11228	4105 11 21228	Nr. 12	28	4,70	50	14	4,9
4105 11 00014	4105 11 10014	4105 11 20014	1/4"	28	5,50	50	18	4,9
4105 11 00516	4105 11 10516	4105 11 20516	5/16"	24	6,90	56	22	4,9
4105 11 00038	4105 11 10038	4105 11 20038	3/8"	24	8,50	63	22	5,5
4105 11 00716	4105 11 10716	4105 11 20716	7/16"	20	9,90	63	22	6,2
4105 11 00012	4105 11 10012	4105 11 20012	1/2"	20	11,50	75	24	7,0
4105 11 00916	4105 11 10916	4105 11 20916	9/16"	18	12,90	80	28	9,0
4105 11 00058	4105 11 10058	4105 11 20058	5/8"	18	14,50	80	28	9,0
4105 11 00034	4105 11 10034	4105 11 20034	3/4"	16	17,50	95	32	11,0
4105 11 00078	4105 11 10078	4105 11 20078	7/8"	14	20,25	100	36	14,5
4105 11 00100	4105 11 10100	4105 11 20100	1"	12	23,25	110	40	14,5

UTENSILI DA TAGLIO A FILETTARE THREAD CUTTING TOOLS

FILIERE TONDE DIN EN 22568 HSS-G RETTIFICATE • M CIRCULAR DIES DIN EN 22568 HSS-G FULLY GROUND • M

- Per filettatura metrica ISO DIN 13
- Forma B - imbocco corretto, intagliata
- For cutting metric ISO - Thread DIN 13
- FORM B = preslotted, closed

M	DIN EN	HSS	FORM	Tol.		800
	22568	G	B	6g	60°	N/mm ²



4200

ART.	M Filetto/Thread	mm Passo/Pitch	Ø mm Esterno/Outside	mm Spessore/Height
4200 11 00100	M 1	0,25	16	5
4200 11 00110	M 1,1	0,25	16	5
4200 11 00120	M 1,2	0,25	16	5
4200 11 00140	M 1,4	0,30	16	5
4200 11 00160	M 1,6	0,35	16	5
4200 11 00170	M 1,7	0,35	16	5
4200 11 00180	M 1,8	0,35	16	5
4200 11 00200	M 2	0,40	16	5
4200 11 00220	M 2,2	0,45	16	5
4200 11 00230	M 2,3	0,40	16	5
4200 11 00250	M 2,5	0,45	16	5
4200 11 00260	M 2,6	0,45	16	5
4200 11 00300	M 3	0,50	20	5
4200 11 00350	M 3,5	0,60	20	5
4200 11 00400	M 4	0,70	20	5
4200 11 00500	M5	0,80	20	7
4200 11 00600	M 6	1,00	20	7
4200 11 00700	M 7	1,00	25	9
4200 11 00800	M 8	1,25	25	9
4200 11 00900	M 9	1,25	25	9
4200 11 01000	M 10	1,50	30	11
4200 11 01200	M 12	1,75	38	14
4200 11 01400	M 14	2,00	38	14
4200 11 01600	M 16	2,00	45	18
4200 11 01800	M 18	2,50	45	18
4200 11 02000	M 20	2,50	45	18
4200 11 02200	M 22	2,50	55	22
4200 11 02400	M 24	3,00	55	22
4200 11 02700	M 27	3,00	65	25
4200 11 03000	M 30	3,50	65	25
4200 11 03300	M 33	3,50	65	25
4200 11 03600	M 36	4,00	65	25
4200 11 03900	M 39	4,00	75	30
4200 11 04200	M 42	4,50	75	30
4200 11 04500	M 45	4,50	90	36
4200 11 04800	M 48	5,00	90	36
4200 11 05200	M 52	5,00	90	36



Confezione: imballo singolo
Individual packaging

UTENSILI DA TAGLIO A FILETTARE THREAD CUTTING TOOLS

FILIERE TONDE Ø 25 X 9 HSS-G • M CIRCULAR DIES Ø 25 X 9 HSS-G • M

- Filettatura metrica ISO DIN 13
- Forma B - imbocco corretto, intagliata
- For cutting metric ISO-Thread DIN 13
- FORM B = preslotted, closed

M	25 x 9	HSS	FORM	Tol.		800
	Ø	G	B	6g	60°	N/mm²



4201

ART.	M Filetto/Thread	mm Passo/Pitch	Ø mm Esterno/Outside	mm Spessore/Height
4201 11 00300	M 3	0,50	25	9
4201 11 00400	M 4	0,70	25	9
4201 11 00500	M 5	0,80	25	9
4201 11 00600	M 6	1,00	25	9
4201 11 00800	M 8	1,25	25	9
4201 11 01000	M 10	1,50	25	9
4201 11 01200	M 12	1,75	25	9



Confezione:
imballo singolo
Individual
packaging

Mini cassetta in metallo / Mini Metal Box

ART.	Tipo Type		Contenuto Content
4200 14 10007	MSR 8	8 pz / pcs	Filiera tonde / Circular Dies 25 x 9 M 3 - M 4 - M 5 - M 6 - M 8 - M 10 - M 12 Porta filiere / Holder DIN 225 25 x 9



06

FILIERE TONDE DIN EN 22568 HSS-E (Co5) VAP • M CIRCULAR DIES DIN EN 22568 HSS-E (Co5) VAP • M

- Filettatura metrica ISO DIN 13
- Per acciaio inossidabile
- Forma B - imbocco corretto, intagliata
- For cutting metric ISO-Thread DIN 13
- VA materials and stainless steel
- FORM B = preslotted, closed spiral point

M	DIN EN	HSS-E	VAP	VA	FORM	Tol.		1000
	22568	Co5		INOX	B	6g	60°	N/mm²



4210

ART.	M Filetto/Thread	mm Passo/Pitch	Ø mm Esterno/Outside	mm Spessore/Height
4210 11 00300	M 3	0,50	20	5
4210 11 00400	M 4	0,70	20	5
4210 11 00500	M 5	0,80	20	7
4210 11 00600	M 6	1,00	20	7
4210 11 00800	M 8	1,25	25	9
4210 11 01000	M 10	1,50	30	11
4210 11 01200	M 12	1,75	38	14
4210 11 01400	M 14	2,00	38	14
4210 11 01600	M 16	2,00	45	18
4210 11 01800	M 18	2,50	45	18
4210 11 02000	M 20	2,50	45	18



Confezione:
imballo singolo
Individual
packaging

UTENSILI DA TAGLIO A FILETTARE THREAD CUTTING TOOLS

FILIERE TONDE SINISTRE DIN EN 22568 HSS-G • M CIRCULAR DIES LEFT DIN EN 22568 HSS-G, M

- Filettatura metrica ISO DIN 13
- Forma B - imbocco corretto, intagliata
- For cutting metric ISO Thread DIN 13
- FORM B = preslotted, closed

M	DIN EN 22568	HSS G	LINKS LEFT	FORM B	Tol. 6g		800 N/mm ²
----------	------------------------	-----------------	-----------------------------	------------------	-------------------	--	---------------------------------



4209

ART.	M Filetto/Thread	mm Passo/Pitch	Ø mm Esterno/Outside	mm Spessore/Height
4209 11 00300	M 3	0,50	20	5
4209 11 00400	M 4	0,70	20	5
4209 11 00500	M 5	0,80	20	7
4209 11 00600	M 6	1,00	20	7
4209 11 00800	M 8	1,25	25	9
4209 11 01000	M 10	1,50	30	11
4209 11 01200	M 12	1,75	38	14
4209 11 01400	M 14	2,00	38	14
4209 11 01600	M 16	2,00	45	18
4209 11 01800	M 18	2,50	45	18
4209 11 02000	M 20	2,50	45	18
4209 11 02200	M 22	2,50	55	22
4209 11 02400	M 24	3,00	55	22



Confezione:
imballo singolo
**Individual
packaging**

DADI MASCHIANTI DIN 382 HSS-G RETTIFICATI • M HEXAGON DIE NUTS 382 HSS-G FULLY GROUND • M

- Filettatura metrica ISO DIN 13
- Ideale per lavorazioni in aree di difficile accesso
- For cutting metric ISO-Thread DIN 13
- Ideal for operations at difficult accessible places

M	DIN 382	HSS G	Tol. 6g		800 N/mm ²
----------	-------------------	-----------------	-------------------	--	---------------------------------



4204

ART.	M Filetto/Thread	mm Passo/Pitch	Ø mm Esterno/Outside	mm Spessore/Height
4204 11 00300	M 3	0,50	19	5
4204 11 00400	M 4	0,70	19	5
4204 11 00500	M 5	0,80	19	7
4204 11 00600	M 6	1,00	19	7
4204 11 00800	M 8	1,25	22	9
4204 11 01000	M 10	1,50	27	11
4204 11 01200	M 12	1,75	36	14



Confezione:
imballo singolo
**Individual
packaging**

UTENSILI DA TAGLIO A FILETTARE THREAD CUTTING TOOLS

FILIERE TONDE DIN EN 22568 HSS-G RETTIFICATE • MF CIRCULAR DIES DIN EN 22568 HSS-G FULLY GROUND • MF

- Filettatura metrica ISO DIN 13
- Forma B - imbocco corretto, intagliata
- For cutting metric ISO-Thread DIN 13
- FORM B = preslotted, closed



4202



Confezione: imballo singolo
Individual packaging

ART.	MF Filetto Thread	mm Passo Pitch	Ø mm Esterno Outside	mm Spessore Height
4202 11 00303	MF 3	0,35	20	5
4202 11 00405	MF 4	0,50	20	5
4202 11 00505	MF 5	0,50	20	5
4202 11 00605	MF 6	0,50	20	5
4202 11 00607	MF 6	0,75	20	7
4202 11 00807	MF 8	0,75	25	9
4202 11 00810	MF 8	1,00	25	9
4202 11 00910	MF 9	1,00	25	9
4202 11 01007	MF 10	0,75	30	11
4202 11 01010	MF 10	1,00	30	11
4202 11 01012	MF 10	1,25	30	11
4202 11 01210	MF 12	1,00	38	10
4202 11 01212	MF 12	1,25	38	10
4202 11 01215	MF 12	1,50	38	10
4202 11 01410	MF 14	1,00	38	10
4202 11 01412	MF 14	1,25	38	10
4202 11 01415	MF 14	1,50	38	10
4202 11 01610	MF 16	1,00	45	14
4202 11 01612	MF 16	1,25	45	14
4202 11 01615	MF 16	1,50	45	14

ART.	MF Filetto Thread	mm Passo Pitch	Ø mm Esterno Outside	mm Spessore Height
4202 11 01810	MF 18	1,00	45	14
4202 11 01815	MF 18	1,50	45	14
4202 11 01820	MF 18	2,00	45	14
4202 11 02010	MF 20	1,00	45	14
4202 11 02015	MF 20	1,50	45	14
4202 11 02020	MF 20	2,00	45	14
4202 11 02215	MF 22	1,50	55	16
4202 11 02415	MF 24	1,50	55	16
4202 11 02420	MF 24	2,00	55	16
4202 11 02515	MF 25	1,50	55	16
4202 11 02615	MF 26	1,50	55	16
4202 11 02715	MF 27	1,50	65	18
4202 11 02815	MF 28	1,50	65	18
4202 11 03015	MF 30	1,50	65	18
4202 11 03020	MF 30	2,00	65	18
4202 11 03215	MF 32	1,50	65	18
4202 11 03515	MF 35	1,50	65	18
4202 11 03615	MF 36	1,50	65	18
4202 11 03620	MF 36	2,00	65	18
4202 11 04015	MF 40	1,50	75	20

FILIERE TONDE DIN EN 24231 HSS-G RETTIFICATE • G(BSP) CIRCULAR DIES LEFT DIN EN 24231 HSS-G FULLY GROUND • G(BSP)

- Per filettatura Whitworth DIN ISO 228/1
- Forma B - imbocco corretto, intagliata
- For cutting whitworth pipe threads acc. to DIN ISO 228/1
- FORM B = preslotted, closed



4203

ART.	G Ø	mm Passo/Pitch	Ø mm Esterno/Outside	mm Spessore/Height
4203 11 00018	G 1/8"	28	30	11
4203 11 00014	G 1/4"	19	38	10
4203 11 00038	G 3/8"	19	45	14
4203 11 00012	G 1/2"	14	45	14
4203 11 00058	G 5/8"	14	55	16
4203 11 00034	G 3/4"	14	55	16
4203 11 00078	G 7/8"	14	65	18
4203 11 00100	G 1"	11	65	18
4203 11 00114	G 1.1/4"	11	75	20
4203 11 00112	G 1.1/2"	11	90	22
4203 11 00200	G 2"	11	105	22



Confezione: imballo singolo
Individual packaging

UTENSILI DA TAGLIO A FILETTARE THREAD CUTTING TOOLS

FILIERE TONDE DIN EN 22568 HSS-G RETTIFICATE • BSW CIRCULAR DIES DIN EN 22568 HSS-G FULLY GROUND • BSW

- Filettatura BSW Whitworth secondo BS 84
- Forma B = imbocco corretto, intagliata
- For cutting british standard whitworth-threads acc. to BS 84
- Form B = preslotted, closed



4205

ART.	BSW Ø	mm Passo/Pitch	Ø mm Esterno/Outside	mm Spessore/Height
4205 11 00018	W 1/8"	40	20	5
4205 11 00532	W 5/32"	32	20	5
4205 11 00316	W 3/16"	24	20	7
4205 11 00014	W 1/4"	20	20	7
4205 11 00516	W 5/16"	18	25	9
4205 11 00038	W 3/8"	16	30	11
4205 11 00716	W 7/16"	14	30	11
4205 11 00012	W 1/2"	12	38	14
4205 11 00916	W 9/16"	12	38	14
4205 11 00058	W 5/8"	11	45	18
4205 11 00034	W 3/4"	10	45	18
4205 11 00078	W 7/8"	9	55	22
4205 11 00100	W 1"	8	55	22



**Confezione:
imballo singolo
Individual
packaging**

DADI MASCHIANTI DIN 382 HSS-G • G (BSP) HEXAGON DIE NUTS DIN 382 HSS-G • G (BSP)

- Per filettatura Whitworth secondo DIN ISO 228
- Ideale per lavorazioni in aree di difficile accesso
- For cutting whitworth pipe threads acc. to DIN ISO 228
- Ideal for operations at difficult accessible places



4208

ART.	G Ø	mm Passo/Pitch	Ø mm Esterno/Outside	mm Spessore/Height
4208 11 00018	G 1/8"	28	27	11
4208 11 00014	G 1/4"	19	36	10
4208 11 00038	G 3/8"	19	41	14
4208 11 00012	G 1/2"	14	41	14
4208 11 00058	G 5/8"	14	50	16
4208 11 00034	G 3/4"	14	50	16
4208 11 00078	G 7/8"	14	60	18
4208 11 00100	G 1"	11	60	18



**Confezione:
imballo singolo
Individual
packaging**

UTENSILI DA TAGLIO A FILETTARE THREAD CUTTING TOOLS

FILIERE TONDE DIN EN 22568 HSS-G RETTIFICATE • UNC CIRCULAR DIES DIN EN 22568 HSS-G FULLY GROUND • UNC

- Per filettatura americana UNC secondo ANSI B1.1
- Forma B - imbocco corretto, intagliata
- For cutting american unified national coarse thread acc. to ANSI B1.1
- FORM B = preslotted, closed

UNC	DIN EN	HSS	FORM	Tol.		800
	22568	G	B	2A	60°	N/mm²

4206



ART.	11UNC Ø	mm Passo/Pitch	Ø mm Esterno/Outside	mm Spessore/Height
4206 11 00632	Nr. 6	32	20	7
4206 11 00832	Nr. 8	32	20	7
4206 11 01024	Nr. 10	24	20	7
4206 11 01224	Nr. 12	24	20	7
4206 11 00014	1/4"	20	20	7
4206 11 00516	5/16"	18	25	9
4206 11 00038	3/8"	16	30	11
4206 11 00716	7/16"	14	30	11
4206 11 00012	1/2"	13	38	14
4206 11 00916	9/16"	12	38	14
4206 11 00058	5/8"	11	45	18
4206 11 00034	3/4"	10	45	18
4206 11 00078	7/8"	9	55	22
4206 11 00100	1"	8	55	22



Confezione:
imballo singolo
**Individual
packaging**

FILIERE TONDE DIN EN 22568 HSS-G RETTIFICATE • UNF CIRCULAR DIES DIN EN 22568 HSS-G FULLY GROUND • UNF

- Per filettatura americana UNF secondo ANSI B1.1
- Forma B - imbocco corretto, intagliata
- For cutting american unified national coarse thread acc. to ANSI B1.1
- FORM B = preslotted, closed

UNF	DIN EN	HSS	FORM	Tol.		800
	22568	G	B	2A	60°	N/mm²

4207



ART.	UNF Ø	mm Passo/Pitch	Ø mm Esterno/Outside	mm Spessore/Height
4207 11 00640	Nr. 6	40	20	5
4207 11 00836	Nr. 8	36	20	7
4207 11 01032	Nr. 10	32	20	7
4207 11 01228	Nr. 12	28	20	7
4207 11 00014	1/4"	28	20	7
4207 11 00516	5/16"	24	25	9
4207 11 00038	3/8"	24	30	11
4207 11 00716	7/16"	20	30	11
4207 11 00012	1/2"	20	38	10
4207 11 00916	9/16"	18	38	10
4207 11 00058	5/8"	18	45	14
4207 11 00034	3/4"	16	45	14
4207 11 00078	7/8"	14	55	16
4207 11 00100	1"	12	55	16



Confezione:
imballo singolo
**Individual
packaging**

UTENSILI DA TAGLIO A FILETTARE THREAD CUTTING TOOLS

VERSIONI DISPONIBILI AVAILABLE VERSIONS

HSS
G

800
N/mm²



Acciaio alta velocità adatto per materiale con resistenza fino a 800 N/mm².

High-Speed-Steel suitable for materials with tensile strength up to 800 N/mm².

HSS-E
Co5

900
N/mm²



Acciaio alta velocità Co5. Adatto per acciai non legati o basso legati con resistenza fino a 900 N/mm². Alta resistenza al calore e all'usura.

High-Speed-Steel 5% cobald alloyed. Suitable for unalloyed and low-alloyed steel with tensile strength up to 900 N/mm². Higher warm hardness resistance and wear resistance.

HSS-E
Co5

1000
N/mm²



TiN

Rivestimento al titanio per maggiore durata e un coefficiente di frizione ridotto. Lunga durata dell'utensile e maggiore velocità di taglio.

TiN-coating for higher surface hardness and reduced friction coefficient. This increases the lifetime of tool and allows higher cutting speed.

FORMA IMBOCCO CHAMFER

FORM
C



2 – 3 spire con scanalature per fori passanti / ciechi.
2 – 3 pitch chamfer for through / blind holes.

FORM
B



4 – 5 spire con scanalature dritte per fori passanti.
4 – 5 pitch chamfer with spiral point for through holes.

FORM
C



RSP
35°



2 – 3 spire con scanalature elicoidali 35° per fori ciechi.
2 – 3 pitch chamfer with 35° spiral flute for blind holes.

UTENSILI DA TAGLIO A FILETTARE
THREAD CUTTING TOOLS

ART.		DIN	Filetto Thread	Colore anello Colour ring	Materiale Material	Imbocco Chamfer	Spirale Flute	Rivestimento Coating	Pagina Page
4120		352	M		HSS-G	B	Dritto Straight	-	60
4121		352	M		HSS-G	C	Dritto Straight	-	62
4125		352	M		HSS-E CO5	B	Dritto Straight	-	61
4131		2181	MF		HSS-G	C	Dritto Straight	-	63
4132		5157	G (BSP)		HSS-G	C	Dritto Straight	-	64
4133		~ 352	BSW		HSS-G	C	Dritto Straight	-	64
4134		~ 352	UNC		HSS-G	C	Dritto Straight	-	65
4135		~ 2181	UNF		HSS-G	C	Dritto Straight	-	65
4136		BC Norm	NPT		HSS-G	C	Dritto Straight	-	66
4140 - 4141		371 / 376	M		HSS-G	B	Dritto Straight	-	67
4150 - 4151		371 / 376	M		HSS-G	C	35° RSP	-	67
4142 - 4143		371 / 376	M		HSS-E CO5	B	Dritto Straight	-	69
4152 - 4153		371 / 376	M		HSS-E CO5	C	35° RSP	-	69
4161		371 / 376	M (lungo/long)		HSS-E CO5	B	Dritto Straight	-	71
4162		371 / 376	M (lungo/long)		HSS-E CO5	C	35° RSP	-	71
4147 - 4148		371 / 376	M		HSS-E CO5	B	Dritto Straight	TiN	72
4157 - 4158		371 / 376	M		HSS-E CO5	C	35° RSP	TiN	72
4159		371 / 376	M (sinistro/left)		HSS-E CO5	C	Dritto Straight	-	73
4172		-	M		HSS-E CO5	-	15° RSP	-	73
4165		374	MF		HSS-E CO5	B	Dritto Straight	-	74
4166		374	MF		HSS-E CO5	C	35° RSP	-	74
4175		5156	G (BSP)		HSS-E CO5	B	Dritto Straight	-	75
4176		5156	G (BSP)		HSS-E CO5	C	35° RSP	-	75
4160		357	M		HSS-G	-	Dritto Straight	-	75
4163 - 4164		371 / 376	M	○	HSS-E CO5	B	Dritto Straight	-	78
4167 - 4168		371 / 376	M	○	HSS-E CO5	C	35° RSP	-	78
4144 - 4145		371 / 376	M	○	HSS-E CO5	B	Dritto Straight	VAP	79
4154 - 4155		371 / 376	M	○	HSS-E CO5	C	35° RSP	VAP	79
4173 - 4174		371 / 376	M	○	HSS-E CO5	B	Dritto Straight	-	81
4177 - 4178		371 / 376	M	○	HSS-E CO5	C	40° RSP	-	81
4146		374	MF	○	HSS-E CO5	B	Dritto Straight	VAP	80
4156		374	MF	○	HSS-E CO5	C	35° RSP	VAP	80
4149		371 / 376	M	○	HSS-E CO5	C	45° RSP	-	82

UTENSILI DA TAGLIO A FILETTARE THREAD CUTTING TOOLS

Acciaio per costruzioni Structural low alloy steel		Acciaio per macchine Free cutting steel	Acciaio temprato Heat treatable steel	Acciaio per utensili Tool steel	Acciaio inossidabile Stainless steel	Ghisa malleabile Malleable cast iron	Alluminio Aluminium		Rame Copper	Materiale termo-plastico Thermoset material
< 500 N/mm ²	< 800 N/mm ²	< 1000 N/mm ²	< 1200 N/mm ²	< 1200 N/mm ²	< 1000 N/mm ²	GUSS	Truciolo grande Long chip	Truciolo piccolo Short chip	CU	K

Adatto / Suitable

Consigliato / Limited suitable

06

UTENSILI DA TAGLIO A FILETTARE THREAD CUTTING TOOLS

MASCHI A MACCHINA DIN 352 HSS-G RETTIFICATI • M SHORT MACHINE TAPS DIN 352 HSS-G FULLY GROUND • M

- Per filettatura metrica ISO DIN 13
- Per uso manuale e macchina
- 4-5 spire con scanalature dritte
- For cutting metric ISO-Thread DIN 13
- For manual and machine use
- 4-5 pitch chamfer with spiralpoint (Gun Nose)



4120

< 500 N/mm ²	< 800 N/mm ²	< 1000 N/mm ²	< 1200 N/mm ²	< 1200 N/mm ²	< 1000 N/mm ²	GUSS	Al	Al	CU	K



Confezioni
Packing-unit

ART.	M Ø	mm Passo Pitch	Ø mm Pre-foro Core Hole	L mm Totale Overall	L mm Filetto Thread	mm Quadro Square
4120 03 00300	M 3	0,50	2,5	40	11	2,7
4120 03 00400	M 4	0,70	3,3	45	13	3,4
4120 03 00500	M 5	0,80	4,2	50	16	4,9
4120 03 00600	M 6	1,00	5,0	56	19	4,9
4120 03 00800	M 8	1,25	6,8	63	22	4,9
4120 03 01000	M 10	1,50	8,5	70	24	5,5
4120 03 01200	M 12	1,75	10,2	75	28	7,0

06

Cassetta in ABS / ABS Box

ART.	Tipo Type		Contenuto Content
4120 13 30015	EGB 15-K	15 pz / pcs	EGB Maschi a macchina corti / Short Machine Taps DIN 352 HSS-G M 3 - M 12 + Pre foro / Core Hole Drills DIN 338 HSS-G 2,5 / 3,3 / 4,2 / 5,0 / 6,8 / 8,5 / 10,2 mm Giramaschi / Tap Wrench DIN 1814 Gr. 1,5



Cassetta in metallo / Metal Box

ART.	Tipo Type		Contenuto Content
4120 14 10015	EGB 15	15 pz / pcs	EGB Maschi a macchina corti / Short Machine Taps DIN 352 HSS-G M 3 - M 12 + Pre foro / Core Hole Drills DIN 338 HSS-G 2,5 / 3,3 / 4,2 / 5,0 / 6,8 / 8,5 / 10,2 mm Giramaschi / Tap Wrench DIN 1814 Gr. 1,5



UTENSILI DA TAGLIO A FILETTARE THREAD CUTTING TOOLS

MASCHI A MACCHINA DIN 352 HSS-E (Co5) • M SHORT MACHINE TAP DIN 352 HSS-E (Co5) • M

- Per filettatura metrica ISO DIN 13
- Per uso manuale e a macchina
- 4-5 spire con scanalature dritte
- For cutting metric ISO-Thread DIN 13
- For manual and machine use
- 4-5 pitch chamfer with spiralpoint (Gun Nose)



4125

< 500 N/mm ²	< 800 N/mm ²	< 1000 N/mm ²	< 1200 N/mm ²	< 1200 N/mm ²	< 1000 N/mm ²	GUSS	Al	Al	CU	K



Confezioni
Packing-unit

ART.	M Ø	mm Passo Pitch	Ø mm Pre-foro Core Hole	L mm Totale Overall	L mm Filetto Thread	mm Quadro Square
4125 03 00300	M 3	0,50	2,5	40	11	2,7
4125 03 00400	M 4	0,70	3,3	45	13	3,4
4125 03 00500	M 5	0,80	4,2	50	16	4,9
4125 03 00600	M 6	1,00	5,0	50	19	4,9
4125 03 00800	M 8	1,25	6,8	56	22	4,9
4125 03 01000	M 10	1,50	8,5	70	24	5,5
4125 03 01200	M 12	1,75	10,2	75	29	7,0

Cassetta in ABS / ABS Box

ART.	Tipo Type		Contenuto Content
4125 13 30015	EGB 15-K C0	15 pz / pcs	EGB Maschi a macchina corti / Short Machine Taps DIN 352 HSS-G M 3 - M 12 + Pre foro / Core Hole Drills DIN 338 HSS-G 2,5 / 3,3 / 4,2 / 5,0 / 6,8 / 8,5 / 10,2 mm Giramaschi / Tap Wrench DIN 1814 Gr. 1,5



UTENSILI DA TAGLIO A FILETTARE THREAD CUTTING TOOLS

MASCHI A MACCHINA DIN 352 HSS-G • M SHORT MACHINE TAPS DIN 352 HSS-G • M

- Per filettatura metrica ISO DIN 13
- Per uso manuale e a macchina
- 2-3 imbocco filettatura per foro passante e cieco
- For cutting metric ISO-Thread DIN 13
- For manual and machine use
- 2-3 thread chamfer for through and blind hole



4121

< 500 N/mm ²	< 800 N/mm ²	< 1000 N/mm ²	< 1200 N/mm ²	< 1200 N/mm ²	< 1000 N/mm ²	GUSS	Al	Al	CU	K



Confezioni
Packing-unit

ART.	M Ø	mm Passo Pitch	Ø mm Pre-foro Core Hole	L mm Totale Overall	L mm Filetto Thread	mm Quadro Square
4121 03 00200	M 2	0,40	1,60	36	8	2,1
4121 03 00250	M 2,5	0,45	2,05	40	9	2,1
4121 03 00300	M 3	0,50	2,50	40	11	2,7
4121 03 00350	M 3,5	0,60	2,90	45	13	3,0
4121 03 00400	M 4	0,70	3,30	45	13	3,4
4121 03 00500	M 5	0,80	4,20	50	16	4,9
4121 03 00600	M 6	1,00	5,00	50	19	4,9
4121 03 00700	M 7	1,00	6,00	50	19	4,9
4121 03 00800	M 8	1,25	6,80	56	22	4,9
4121 03 01000	M 10	1,50	8,50	70	24	5,5
4121 03 01200	M 12	1,75	10,20	75	29	7,0
4121 03 01400	M 14	2,00	12,00	80	30	9,0
4121 03 01600	M 16	2,00	14,00	80	32	9,0
4121 03 01800	M 18	2,50	15,50	95	40	11,0
4121 03 02000	M 20	2,50	17,50	95	40	12,0
4121 03 02200	M 22	2,50	19,50	100	40	14,5
4121 03 02400	M 24	3,00	21,00	110	50	14,5
4121 03 02700	M 27	3,00	24,00	110	50	16,0
4121 03 03000	M 30	3,50	26,50	125	56	18,0
4121 03 03300	M 33	3,50	29,50	125	56	20,0
4121 03 03600	M 36	4,00	32,00	150	63	22,0
4121 03 03900	M 39	4,00	35,00	150	63	24,0
4121 03 04200	M 42	4,50	37,50	150	63	24,0
4121 03 04500	M 45	4,50	40,50	160	70	29,0
4121 03 04800	M 48	5,00	43,00	180	75	29,0
4121 03 05200	M 52	5,00	47,00	180	75	32,0

UTENSILI DA TAGLIO A FILETTARE THREAD CUTTING TOOLS

MASCHI A MACCHINA TAP DIN 2181 HSS-G • MF SHORT MACHINE TAP DIN 2181 HSS-G • MF

- Per filettatura metrica ISO DIN 13
- Per uso manuale e a macchina
- 2-3 imbocco filettatura per foro passante e cieco
- For cutting metric ISO-Thread DIN 13
- For manual and machine use
- 2-3 thread chamfer for through and blind hole



4131

$< 500 \text{ N/mm}^2$	$< 800 \text{ N/mm}^2$	$< 1000 \text{ N/mm}^2$	$< 1200 \text{ N/mm}^2$	$< 1200 \text{ N/mm}^2$	$< 1000 \text{ N/mm}^2$	GUSS	Al	Al	CU	K



**Confezioni
Packing-unit**

ART.	M Ø	mm Passo Pitch	Ø mm Pre-foro Core Hole	L mm Totale Overall	L mm Filetto Thread	mm Quadro Square
4131 03 00607	MF 6	0,75	5,2	50	14	4,9
4131 03 00807	MF 8	0,75	7,2	50	19	4,9
4131 03 00810	MF 8	1,00	7,0	56	22	4,9
4131 03 00910	MF 9	1,00	8,0	63	20	5,5
4131 03 01007	MF 10	0,75	9,2	63	20	5,5
4131 03 01010	MF 10	1,00	9,0	63	20	5,5
4131 03 01012	MF 10	1,25	8,8	70	24	5,5
4131 03 01210	MF 12	1,00	11,0	70	22	7,0
4131 03 01212	MF 12	1,25	10,8	70	22	7,0
4131 03 01215	MF 12	1,50	10,5	70	22	7,0
4131 03 01410	MF 14	1,00	13,0	70	22	9,0
4131 03 01412	MF 14	1,25	12,8	70	22	9,0
4131 03 01415	MF 14	1,50	12,5	70	22	9,0
4131 03 01610	MF 16	1,00	15,0	70	22	9,0
4131 03 01615	MF 16	1,50	14,5	70	22	9,0
4131 03 01810	MF 18	1,00	17,00	80	22	11,0
4131 03 01815	MF 18	1,50	16,5	80	22	11,0
4131 03 02015	MF 20	1,50	18,5	80	22	12,0
4131 03 02020	MF 20	2,00	20,0	80	22	12,0
4131 03 02215	MF 22	1,50	20,5	80	22	14,5
4131 03 02415	MF 24	1,50	22,5	90	22	14,5
4131 03 02420	MF 24	2,00	22,0	90	22	14,5
4131 03 02515	MF 25	1,50	23,5	90	22	14,5
4131 03 02615	MF 26	1,50	24,5	90	22	14,5
4131 03 02715	MF 27	1,50	25,5	90	22	16,0
4131 03 02815	MF 28	1,50	26,5	90	22	16,0
4131 03 03015	MF 30	1,50	28,5	90	22	18,0
4131 03 03020	MF 30	2,00	28,0	90	22	18,0
4131 03 03215	MF 32	1,50	30,5	90	22	18,0

UTENSILI DA TAGLIO A FILETTARE THREAD CUTTING TOOLS

MASCHI A MACCHINA DIN 5157 HSS-G • G (BSP) SHORT MACHINE TAPS DIN 5157 HSS-G • G (BSP)

- Per filettatura Whitworth secondo DIN ISO 228-1
- Per uso manuale e a macchina
- 2-3 imbocco filettatura per foro passante e cieco
- For cutting whitworth pipe threads acc. to DIN ISO 228/1
- For manual and machine use
- 2-3 thread chamfer for through and blind hole



4132

< 500 N/mm ²	< 800 N/mm ²	< 1000 N/mm ²	< 1200 N/mm ²	< 1200 N/mm ²	< 1000 N/mm ²	GUSS	Al	Al	CU	K

ART.	M Ø	mm Passo Pitch	Ø mm Pre-foro Core Hole	L mm Totale Overall	L mm Filetto Thread	mm Quadro Square
4132 03 00018	G 1/8"	28	8,80	63	20	5,5
4132 03 00014	G 1/4"	19	11,80	70	22	9,0
4132 03 00038	G 3/8"	19	15,25	70	22	9,0
4132 03 00012	G 1/2"	14	19,00	80	22	12,0
4132 03 00034	G 3/4"	14	24,50	90	22	16,0
4132 03 00100	G 1"	11	30,75	100	25	20,0
4132 03 00114	G 1.1/4"	11	39,50	125	40	24,0
4132 03 00112	G1.1/2"	11	45,25	140	40	29,0
4132 03 00200	G 2"	11	57,00	160	40	35,0



Confezioni
Packing-unit

MASCHI A MACCHINA ALTERNATIVO DIN 352 HSS-G • BSW SHORT MACHINE TAPS SIMILAR DIN 352 HSS-G • BSW

- Per il taglio di fili Whitworth standard britannici acc. a BS 84
- Per uso manuale e a macchina
- 2-3 imbocco filettatura per foro passante e cieco
- For cutting british standard whitworth threads acc. to BS 84
- For manual and machine use
- 2-3 thread chamfer for through and blind hole



4133

< 500 N/mm ²	< 800 N/mm ²	< 1000 N/mm ²	< 1200 N/mm ²	< 1200 N/mm ²	< 1000 N/mm ²	GUSS	Al	Al	CU	K

ART.	M Ø	mm Passo Pitch	Ø mm Pre-foro Core Hole	L mm Totale Overall	L mm Filetto Thread	mm Quadro Square
4133 03 00018	W 1/8"	40	2,60	40	12	2,7
4133 03 00316	W 3/16"	24	3,60	50	18	4,9
4133 03 00014	W 1/4"	20	5,10	50	19	4,9
4133 03 00516	W 5/16"	18	6,50	56	22	4,9
4133 03 00038	W 3/8"	16	7,90	70	24	5,5
4133 03 00716	W 7/16"	14	9,30	70	24	6,2
4133 03 00012	W 1/2"	12	10,50	75	29	7,0
4133 03 00916	W 9/16"	12	12,00	80	30	9,0
4133 03 00058	W 5/8"	11	13,50	80	32	9,0
4133 03 00034	W 3/4"	10	16,50	95	40	11,0
4133 03 00078	W 7/8"	9	19,25	100	40	14,5
4133 03 00100	W 1"	8	22,0	110	50	14,5



Confezioni
Packing-unit

UTENSILI DA TAGLIO A FILETTARE THREAD CUTTING TOOLS

MASCHI A MACCHINA ALTERNATIVO DIN 352 HSS-G • UNC SHORT MACHINE TAPS SIMILAR DIN 352 HSS-G • UNC

- Taglio di filetti grezzi nazionali unificati americani acc. a ANSI B1.1
- Per uso manuale e a macchina
- 2-3 imbocco filettatura per foro passante e cieco
- For cutting american unified national coarse thread acc. to ANSI B1.1
- For manual and machine use
- 2-3 thread chamfer for through and blind hole



4134

< 500 N/mm ²	< 800 N/mm ²	< 1000 N/mm ²	< 1200 N/mm ²	< 1200 N/mm ²	< 1000 N/mm ²	GUSS	AI	AI	CU	K

ART.	M Ø	mm Passo Pitch	Ø mm Pre-foro Core Hole	L mm Totale Overall	L mm Filetto Thread	mm Quadro Square
4134 03 00014	1/4"	20	5,20	50	19	4,9
4134 03 00516	5/16"	18	6,60	56	22	4,9
4134 03 00038	3/8"	16	8,00	70	24	5,5
4134 03 00716	7/16"	14	9,40	70	24	6,2
4134 03 00012	1/2"	13	10,80	75	29	7,0
4134 03 00916	9/16"	13	12,20	80	30	9,0
4134 03 00058	5/8"	11	13,50	80	32	9,0
4134 03 00034	3/4"	10	16,50	95	40	11,0
4134 03 00078	7/8"	9	19,50	100	40	14,5
4134 03 00100	1"	8	22,25	110	50	14,5



Confezioni
Packing-unit

MASCHI A MACCHINA ALTERNATIVO DIN 2181 HSS-G • UNF SHORT MACHINE TAPS SIMILAR DIN 2181 HSS-G • UNF

- Taglio di filetti grezzi nazionali unificati americani acc. a ANSI B1.1
- Per uso manuale e a macchina
- 2-3 imbocco filettatura per foro passante e cieco
- For cutting american unified national fine thread acc. to ANSI B1.1
- For manual and machine use
- 2-3 thread chamfer for through and blind hole



4135

< 500 N/mm ²	< 800 N/mm ²	< 1000 N/mm ²	< 1200 N/mm ²	< 1200 N/mm ²	< 1000 N/mm ²	GUSS	AI	AI	CU	K

ART.	M Ø	mm Passo Pitch	Ø mm Pre-foro Core Hole	L mm Totale Overall	L mm Filetto Thread	mm Quadro Square
4135 03 00014	1/4"	28	5,50	50	18	4,9
4135 03 00516	5/16"	24	6,90	56	22	4,9
4135 03 00038	3/8"	24	8,50	63	22	5,5
4135 03 00716	7/16"	20	9,90	63	22	6,2
4135 03 00012	1/2"	20	11,50	75	24	7,0
4135 03 00916	9/16"	18	12,90	80	28	9,0
4135 03 00058	5/8"	18	14,50	80	28	9,0
4135 03 00034	3/4"	16	17,50	95	32	11,0
4135 03 00078	7/8"	24	20,25	100	36	14,5
4135 03 00100	1"	12	23,24	110	40	14,5



Confezioni
Packing-unit

UTENSILI DA TAGLIO A FILETTARE THREAD CUTTING TOOLS

MASCHI A MACCHINA HSS-G • NPT SHORT MACHINE TAPS HSS-G • NPT

- Filettatura metrica ISO DIN 13
- Per uso manuale e a macchina
- 2-3 imbocco filettatura per foro passante e cieco
- Metric ISO-Thread DIN 13
- For manual and machine use
- 2-3 thread chamfer for through and blind hole



4136

< 500 N/mm ²	< 800 N/mm ²	< 1000 N/mm ²	< 1200 N/mm ²	< 1200 N/mm ²	< 1000 N/mm ²	GUSS	Al	Al	CU	K

ART.	M Ø	mm Passo Pitch	Ø mm Pre-foro Core Hole	L mm Totale Overall	L mm Filetto Thread	mm Quadro Square
4136 03 00116	1/16"	27,0	6,25	54	17,5	6,0
4136 03 00018	1/8"	27,0	8,50	54	19,0	8,3
4136 03 00014	1/4"	18,0	11,10	62	27,0	11,0
4136 03 00038	3/8"	18,0	14,70	65	27,0	13,5
4136 03 00012	1/2"	14,0	18,00	79	35,0	13,0
4136 03 00034	3/4"	14,0	23,25	82	35,0	17,0
4136 03 00100	1"	11,5	29,25	95	44,5	21,0
4136 03 00114	1.1/4"	11,5	38,00	102	44,5	25,0
4136 03 00112	1.1/2"	11,5	44,25	108	44,5	28,0
4136 03 00200	2"	11,5	56,25	114	44,5	35,0



Confezioni
Packing-unit

UTENSILI DA TAGLIO A FILETTARE THREAD CUTTING TOOLS

MASCHI A MACCHINA DIN 371 / 376 HSS-G • M MACHINE TAPS DIN 371 / 376 HSS-G • M

- Per filettatura metrica ISO DIN 13
- Forma B = 4-5 spire con scanalature dritte
- RSP 35° = 2-3 spire con scanalature elicoidali 35°
- For cutting metric ISO-Thread DIN 13
- Form B = 4-5 pitch chamfer with spiralpoint (Gun Nose)
- RSP 35° = 2-3 pitch chamfer with spiral flute 35°



4140 / DIN 371



4141 / DIN 376



4150 / DIN 371



4151 / DIN 376

< 500 N/mm ²	< 800 N/mm ²	< 1000 N/mm ²	< 1200 N/mm ²	< 1200 N/mm ²	< 1000 N/mm ²	GUSS	AI	AI	CU	K



Confezioni
Packing-unit

B		RSP 35°							
ART.	ART.	M Filetto Thread	mm Passo Pitch	Ø mm Pre-foro Core Hole	L mm Totale Overall	L mm Filetto Thread	mm Quadro Square		
DIN 371									
						B	RSP		
4140 03 00300	4150 03 00300	M 3	0,50	2,5	56	11	5	2,7	
4140 03 00400	4150 03 00400	M 4	0,70	3,3	63	13	7	3,4	
4140 03 00500	4150 03 00500	M 5	0,80	4,2	70	16	8	4,9	
4140 03 00600	4150 03 00600	M 6	1,0	5,0	80	19	10	4,9	
4140 03 00800	4150 03 00800	M 8	1,25	6,8	90	22	13	6,2	
4140 03 01000	4150 03 01000	M 10	1,50	8,5	100	24	15	8,0	
DIN 376									
						B	RSP		
4141 03 01200	4151 03 01200	M 12	1,75	10,2	110	29	18	7,0	
4141 03 01400	4151 03 01400	M 14	2,00	12,0	110	30	20	9,0	
4141 03 01600	4151 03 01600	M 16	2,00	14,0	110	32	22	9,0	
4141 03 01800	4151 03 01800	M 18	2,50	15,5	125	34	25	11,0	
4141 03 02000	4151 03 02000	M 20	2,50	17,5	140	34	25	12,0	
4141 03 02200	4151 03 02200	M 22	2,50	19,5	140	34	27	14,5	
4141 03 02400	4151 03 02400	M 24	3,00	21,0	160	38	30	14,5	

B		RSP 35°		
ART.	ART.	M Filetto Thread	mm Passo Pitch	Ø mm Pre-foro Core Hole
DIN 371				
4140 07 00300	4150 07 00300	M 3	0,50	2,5
4140 07 00400	4150 07 00400	M 4	0,70	3,3
4140 07 00500	4150 07 00500	M 5	0,80	4,2
4140 07 00600	4150 07 00600	M 6	1,00	5,0
4140 07 00800	4150 07 00800	M 8	1,25	6,8
4140 07 01000	4150 07 01000	M 10	1,50	8,5
DIN 376				
4141 07 01200	4151 07 01200	M 12	1,75	10,2
4141 07 01400	4151 07 01400	M14	2,00	12,0
4141 07 01600	4151 07 01600	M16	2,00	14,0



Confezioni
Packing-unit

Continua nella pagina successiva.
Continued on the next page.

UTENSILI DA TAGLIO A FILETTARE THREAD CUTTING TOOLS

Cassetta in ABS / ABS Box

ART.	Tipo Type		Contenuto Content
4140 13 30007	MBA 7 G-K	7 pz / pcs	M 3 - M 12 Scanalature dritte / Straight-flute, FORM B
4140 13 30014	MBA 14 G-K	14 pz / pcs	M 3 - M 12 Scanalature dritte / Straight-flute, FORM B, + 2,5 / 3,3 / 4,2 / 5,0 / 6,8 / 8,5 10,2 mm, DIN 338 HSS-G
4150 13 30007	MBA 7 S-K	7 pz / pcs	M 3 - M 12 Scanalature elicoidali / Spiral-flute, FORM C / 35° RSP
4150 13 30014	MBA 14 S-K	14 pz / pcs	M 3 - M 12 Scanalature elicoidali / Spiral-flute, FORM C / 35° RSP, + 2,5 / 3,3 / 4,2 / 5,0 / 6,8 / 8,5 / 10,2 mm, DIN 338 HSS-G



Cassette in metallo / Metal Boxes

ART.	Tipo Type		Contenuto Content
4140 14 10007	MBA 7-G	7 pz / pcs	M 3 - M 12 Scanalature dritte / Straight-flute, FORM B
4140 14 10014	MBA 14-G	14 pz / pcs	M 3 - M 12 Scanalature dritte / Straight-flute, FORM B, + 2,5 / 3,3 / 4,2 / 5,0 / 6,8 / 8,5 10,2 mm, DIN 338 HSS-G
4150 14 10007	MBA 7-S	7 pz / pcs	M 3 - M 12 Scanalature elicoidali / Spiral-flute, FORM C / 35° RSP
4150 14 10014	MBA 14-S	14 pz / pcs	M 3 - M 12 Scanalature elicoidali / Spiral-flute, FORM C / 35° RSP, + 2,5 / 3,3 / 4,2 / 5,0 / 6,8 / 8,5 / 10,2 mm, DIN 338 HSS-G



UTENSILI DA TAGLIO A FILETTARE THREAD CUTTING TOOLS

MASCHI A MACCHINA DIN 371 / 376 HSS-E (Co5) • M MACHINE TAPS DIN 371 / 376 HSS-E (Co5) • M

- Per filettatura metrica ISO DIN 13
- Forma B = 4-5 spire con scanalature dritte
- RSP 35° = 2-3 spire con scanalature elicoidali 35°
- For cutting metric ISO-Thread DIN 13
- Form B = 4-5 pitch chamfer with spiralpoint (Gun Nose)
- RSP 35° = 2-3 pitch chamfer with spiral flute 35°



4142 /DIN 371



4143 /DIN 376



4152 /DIN 371



4153 /DIN 376

< 500 N/mm ²	< 800 N/mm ²	< 1000 N/mm ²	< 1200 N/mm ²	< 1200 N/mm ²	< 1000 N/mm ²	GUSS	Al	Al	CU	K



**Confezioni
Packing-unit**

B		RSP 35°						
ART.	ART.	M Filetto Thread	mm Passo Pitch	Ø mm Pre-foro Core Hole	L mm Totale Overall	L mm Filetto Thread	mm Quadro Square	
DIN 371								B RSP
4142 03 00200	-	M 2	0,40	1,60	45	8	2,1	
4142 03 00250	-	M 2,5	0,45	2,05	50	9	2,1	
4142 03 00300	4152 03 00300	M 3	0,50	2,50	56	11 5	2,7	
4142 03 00400	4152 03 00400	M 4	0,70	3,30	63	13 7	3,4	
4142 03 00500	4152 03 00500	M 5	0,80	4,20	70	16 8	4,9	
4142 03 00600	4152 03 00600	M 6	1,00	5,00	80	19 10	4,9	
4142 03 00800	4152 03 00800	M 8	1,25	6,80	90	22 13	6,2	
4142 03 01000	4152 03 01000	M 10	1,50	8,50	100	24 15	8,0	
DIN 376								B RSP
4143 03 00300	4153 03 00300	M 3	0,50	2,50	56	11 5	-	
4143 03 00400	4153 03 00400	M 4	0,70	3,30	63	13 7	2,1	
4143 03 00500	4153 03 00500	M 5	0,80	4,20	70	16 8	2,7	
4143 03 00600	4153 03 00600	M 6	1,00	5,00	80	19 10	3,4	
4143 03 00800	4153 03 00800	M 8	1,25	6,80	90	22 13	4,9	
4143 03 01000	4153 03 01000	M 10	1,50	8,50	100	24 15	5,5	
4143 03 01200	4153 03 01200	M 12	1,75	10,20	110	29 18	7,0	
4143 03 01400	4153 03 01400	M 14	2,00	12,00	110	30 20	9,0	
4143 03 01600	4153 03 01600	M 16	2,00	14,00	110	32 22	9,0	
4143 03 01800	4153 03 01800	M 18	2,50	15,50	125	34 25	11,0	
4143 03 02000	4153 03 02000	M 20	2,50	17,50	140	34 25	12,0	
4143 03 02200	4153 03 02200	M 22	2,50	19,50	140	34 27	14,5	
4143 03 02400	4153 03 02400	M 24	3,00	21,00	160	38 30	14,5	
4143 03 02700	4153 03 02700	M 27	3,00	24,00	160	38 30	16,0	
4143 03 03000	4153 03 03000	M 30	3,50	26,50	180	45 35	18,0	
4143 03 03300	4153 03 03300	M 33	3,50	29,50	180	50 35	20,0	
4143 03 03600	4153 03 03600	M 36	4,00	3,00	200	56 40	22,0	

Continua nella pagina successiva.
Continued on the next page.

UTENSILI DA TAGLIO A FILETTARE THREAD CUTTING TOOLS

B		RSP 35°		
ART.	ART.	M Filetto Thread	mm Passo Pitch	Ø mm Pre-foro Core Hole
DIN 371				
4142 07 00300	4152 07 00300	M 3	0,50	2,5
4142 07 00400	4152 07 00400	M 4	0,70	3,3
4142 07 00500	4152 07 00500	M 5	0,80	4,2
4142 07 00600	4152 07 00600	M 6	1,00	5,0
4142 07 00800	4152 07 00800	M 8	1,25	6,8
4142 07 01000	4152 07 01000	M 10	1,50	8,5
DIN 376				
4143 07 01200	4153 07 01200	M 12	1,75	10,2
4143 07 01400	4153 07 01400	M14	2,00	12,0
4143 07 01600	4153 07 01600	M16	2,00	14,0



Confezioni Packing-unit

Cassette in ABS / ABS Boxes

ART.	Tipo Type		Contenuto Content
4142 13 30007	MGB 7 G-K	7 pz / pcs	M 3 - M12 Scanalature dritte / Straight-flute, FORM B
4142 13 30014	MGB 14 G-K	14 pz / pcs	M 3 - M12 Scanalature dritte / Straight-flute, FORM B, + 2,5 / 3,3 / 4,2 / 5,0 / 6,8 / 8,5 / 10,2 mm, DIN 338 HSS-G
4152 13 30007	MBG 7 S-K	7 pz / pcs	M 3 - M12 Scanalature elicoidali / Spiral-flute, FORM C / 35° RSP
4152 13 30014	MGB 14 S-K	14 pz / pcs	M 3 - M12 Scanalature elicoidali / Spiral-flute, FORM C / 35° RSP, + 2,5 / 3,3 / 4,2 / 5,0 / 6,8 / 8,5 / 10,2 mm, DIN 338 HSS-G



Cassette in metallo / Metal Boxes

ART.	Tipo Type		Contenuto Content
4142 14 10007	MGB 7-G	7 pz / pcs	M 3 - M12 Scanalature dritte / Straight-flute, FORM B
4142 14 10014	MGB 14-G	14 pz / pcs	M 3 - M12 Scanalature dritte / Straight-flute, FORM B, + 2,5 / 3,3 / 4,2 / 5,0 / 6,8 / 8,5 / 10,2 mm, DIN 338 HSS-G
4152 14 10007	MGB 7-S	7 pz / pcs	M 3 - M12 Scanalature elicoidali / Spiral-flute, FORM C / 35° RSP
4152 14 10014	MGB 14-S	14 pz / pcs	M 3 - M12 Scanalature elicoidali / Spiral-flute, FORM C / 35° RSP, + 2,5 / 3,3 / 4,2 / 5,0 / 6,8 / 8,5 / 10,2 mm, DIN 338 HSS-G
4152 14 10021	MGB 21	21 pz / pcs	M 3 - M12 Scanalature dritte / Straight-flute + spiral-flute, FORM B + C / 35° RSP, + 2,5 / 3,3 / 4,2 / 5,0 / 6,8 / 8,5 / 10,2 mm, DIN 338 HSS-G



Bussolotto / Round Box

ART.	Tipo Type		Contenuto Content
4142 14 30012	RG 12	12 pz / pcs	M 4 - M 10 Scanalature dritte / Straight-flute, FORM B, + 3,3 / 4,2 / 5,0 / 6,8 / 6,8 / 8,5 mm DIN 338 HSS-G, Svasatori / Countersinks 90° HSS 10,4 + 16,5 mm
4152 14 30012	RG 12 RSP	12 pz / pcs	M 4 - M 10 Scanalature dritte / Straight-flute, FORM C / 35° RSP, + 3,3 / 4,2 / 5,0 / 6,8 / 8,5 mm DIN 338 HSS-G, Svasatori / Countersinks 90° HSS 10,4 + 16,5 mm



UTENSILI DA TAGLIO A FILETTARE THREAD CUTTING TOOLS

MASCHI A MACCHINA EXTRA LUNGI DIN 371 / 376 HSS-E (Co5) • M MACHINE TAPS EXTRA LONG DIN 371 / 376 HSS-E (Co5) • M

- Per filettatura metrica ISO DIN 13
- Forma B = 4-5 spire con scanalature dritte
- RSP 35° = 2-3 spire con scanalature elicoidali 35°
- For cutting metric ISO-Thread DIN 13
- Form B = 4-5 pitch chamfer with spiralpoint (Gun Nose)
- RSP 35° = 2-3 pitch chamfer with spiral flute 35°



4161



4162

< 500 N/mm ²	< 800 N/mm ²	< 1000 N/mm ²	< 1200 N/mm ²	< 1200 N/mm ²	< 1000 N/mm ²	GUSS	Al	Al	CU	K



Confezioni
Packing-unit

B		RSP 35°								
ART.	ART.	M Filetto Thread	mm Passo Pitch	Ø mm Pre-foro Core Hole	L mm Totale Overall	L mm Filetto Thread	B RSP		mm Quadro Square	
DIN 371									B RSP	
4161 03 00300	4162 03 00300	M 3	0,50	2,50	100	11	5		2,7	
4161 03 00400	4162 03 00400	M 4	0,70	3,30	100	13	7		3,4	
4161 03 00500	4162 03 00500	M 5	0,80	4,20	120	16	8		4,9	
4161 03 00600	4162 03 00600	M 6	1,00	5,00	120	19	10		4,9	
4161 03 00800	4162 03 00800	M 8	1,25	6,80	150	22	13		6,2	
4161 03 01000	4162 03 01000	M 10	1,50	8,50	150	24	15		8,0	
DIN 376									B RSP	
4161 03 01200	4162 03 01200	M 12	1,75	10,20	150	29	18		7,0	

UTENSILI DA TAGLIO A FILETTARE THREAD CUTTING TOOLS

MASCHI A MACCHINA DIN 371 / 376 HSS-E (Co5) TiN • M MACHINE TAPS DIN 371 / 376 HSS-E (Co5) TiN • M

- Per filettatura metrica ISO DIN 13
- Forma B = 4-5 spire con scanalature dritte
- RSP 35° = 2-3 spire con scanalature elicoidali 35°
- For cutting metric ISO-Thread DIN 13
- Form B = 4-5 pitch chamfer with spiralpoint (Gun Nose)
- RSP 35° = 2-3 pitch chamfer with spiral flute 35°



< 500 N/mm ²	< 800 N/mm ²	< 1000 N/mm ²	< 1200 N/mm ²	< 1200 N/mm ²	< 1000 N/mm ²	GUSS	Al	Al	CU	K



Confezioni
Packing-unit

B	RSP 35°	M	mm	Ø mm	L mm	L mm	mm
ART.	ART.	Filetto Thread	Passo Pitch	Pre-foro Core Hole	Totale Overall	Filetto Thread	Quadro Square
DIN 371						B RSP	
4147 03 00300	4157 03 00300	M 3	0,50	2,5	56	11 5	2,7
4147 03 00400	4157 03 00400	M 4	0,70	3,3	63	13 7	3,4
4147 03 00500	4157 03 00500	M 5	0,80	4,2	70	16 8	4,9
4147 03 00600	4157 03 00600	M 6	1,00	5,0	80	19 10	4,9
4147 03 00800	4157 03 00800	M 8	1,25	6,8	90	22 13	6,2
4147 03 01000	4157 03 01000	M 10	1,50	8,5	100	24 15	8,0
DIN 376						B RSP	
4148 03 01200	4158 03 01200	M 12	1,75	10,2	110	29 18	7,0

Cassette in ABS / ABS Boxes


ART.	Tipo Type		Contenuto Content
4147 13 30007	MGB 7 G-K TiN	7 pz / pcs	M 3 - M12 Scanalature dritte / Straight-flute, FORM B
4147 13 30014	MBA 14 G-K TiN	14 pz / pcs	M 3 - M12 Scanalature dritte / Straight-flute, FORM B, + 2,5 / 3,3 / 4,2 / 5,0 / 6,8 / 8,5 / 10,2 mm, DIN 338 HSS-G
4157 13 30007	MBA 7 S-K TiN	7 pz / pcs	M 3 - M12 Scanalature elicoidali / Spiral-flute, FORM C / 35° RSP
4157 13 30014	MBA 14 S-K TiN	14 pz / pcs	M 3 - M12 Scanalature elicoidali / Spiral-flute, FORM C / 35° RSP, + 2,5 / 3,3 / 4,2 / 5,0 / 6,8 / 8,5 / 10,2 mm, DIN 338 HSS-G



UTENSILI DA TAGLIO A FILETTARE THREAD CUTTING TOOLS

MASCHI A MACCHINA SINISTRO DIN 371 / 376 HSS-E (Co5) • M MACHINE TAPS LEFT DIN 371 / 376 HSS-E (Co5) • M

- Per filettatura metrica ISO DIN 13
- Forma C = 2-3 spire
- For cutting metric ISO-Thread DIN 13
- Form C = 2-3 pitch chamfer



4159

< 500 N/mm ²	< 800 N/mm ²	< 1000 N/mm ²	< 1200 N/mm ²	< 1200 N/mm ²	< 1000 N/mm ²	GUSS	Al	Al	CU	K
⊕	⊕	⊕					⊕	⊕		⊕

C							
ART.	M Filetto Thread	mm Passo Pitch	Ø mm Pre-foro Core Hole	L mm Totale Overall	L mm Filetto Thread	mm Quadro Square	
DIN 371							
4159 03 00300	M 3	0,50	2,5	56	11	2,7	
4159 03 00400	M 4	0,70	3,3	63	13	3,4	
4159 03 00500	M 5	0,80	4,2	70	16	4,9	
4159 03 00600	M 6	1,00	5,0	80	19	4,9	
4159 03 00800	M 8	1,25	6,8	90	22	6,2	
4159 03 01000	M 10	1,50	8,5	100	24	8,0	
DIN 376							
4159 03 01200	M 12	1,75	10,2	110	29	7,0	
4159 03 01400	M 14	2,00	12,0	110	30	9,0	
4159 03 01600	M 16	2,00	14,0	110	32	9,0	
4159 03 01800	M 18	2,50	15,5	125	34	11,0	
4159 03 02000	M 20	2,50	17,5	140	34	12,0	
4159 03 02200	M 22	2,50	19,5	140	34	14,5	
4159 03 02400	M 24	3,00	21,0	160	38	14,5	



Confezioni
Packing-unit

MASCHI A MACCHINA COMBINATI HSS-E (Co5) • M COMBINED MACHINE TAPS HSS-E (Co5) • M

- Per filettatura metrica ISO DIN 13
- Per forare, filettare e sbavare in una sola operazione
- For cutting metric ISO-Thread DIN 13
- Drilling, threadcutting and deburring in just one working-operation



4172

< 500 N/mm ²	< 800 N/mm ²	< 1000 N/mm ²	< 1200 N/mm ²	< 1200 N/mm ²	< 1000 N/mm ²	GUSS	Al	Al	CU	K
⊕	⊕						⊕			

C							
ART.	M Filetto Thread	mm Passo Pitch	Ø mm Pre-foro Core Hole	L mm Totale Overall	L mm Spirale Flute	L mm Filetto Thread	mm Quadro Square
4172 03 00300	M 3	0,50	2,5	56	16	11	2,4
4172 03 00400	M 4	0,70	3,3	63	18	14	3,0
4172 03 00500	M 5	0,80	4,2	71	20	18	3,8
4172 03 00600	M 6	1,00	5,0	80	22	22	4,9
4172 03 00800	M 8	1,25	6,8	95	26	25	6,2
4172 03 01000	M 10	1,50	8,5	106	30	31	8,0
4172 03 01200	M 12	1,75	10,2	115	32	35	9,0



Confezioni
Packing-unit

UTENSILI DA TAGLIO A FILETTARE THREAD CUTTING TOOLS

MASCHI A MACCHINA DIN 374 HSS-E (Co5) • MF MACHINE TAPS DIN 374 HSS-E (Co5) • MF

- Per filettatura metrica passo fine ISO DIN 13
- Forma B = 4-5 spire con scanalature dritte
- RSP 35° = 2-3 spire con scanalature elicoidali 35°
- For cutting metric fine ISO-Thread DIN 13
- Form B = 4-5 pitch chamfer with spiralpoint (Gun Nose)
- RSP 35° = 2-3 pitch chamfer with spiral flute 35°



4165



4166

< 500 N/mm ²	< 800 N/mm ²	< 1000 N/mm ²	< 1200 N/mm ²	< 1200 N/mm ²	< 1000 N/mm ²	GUSS	Al	Al	CU	K



Confezioni
Packing-unit

B		RSP 35°						
ART.	ART.	MF Filetto Thread	mm Passo Pitch	Ø mm Pre-foro Core Hole	L mm Totale Overall	L mm Filetto Thread	mm Quadro Square	
						B	RSP	
4165 03 00303	4166 03 00303	MF 3	0,35	2,60	56	9	5	-
4165 03 00405	4166 03 00405	MF 4	0,50	3,50	63	10	5	2,1
4165 03 00505	4166 03 00505	MF 5	0,50	4,50	70	12	5	2,7
4165 03 00605	4166 03 00605	MF 6	0,50	5,50	80	14	5	3,4
4165 03 00607	4166 03 00607	MF 6	0,75	5,20	80	14	8	3,4
4165 03 00807	4166 03 00807	MF 8	0,75	7,20	80	19	8	4,9
4165 03 00810	4166 03 00810	MF 8	1,00	7,00	90	22	10	4,9
4165 03 01007	4166 03 01007	MF 10	0,75	9,20	90	20	10	5,5
4165 03 01010	4166 03 01010	MF 10	1,00	9,00	90	20	10	5,5
4165 03 01012	4166 03 01012	MF 10	1,25	8,80	100	24	16	5,5
4165 03 01210	4166 03 01210	MF 12	1,00	11,00	100	22	11	7,0
4165 03 01212	4166 03 01212	MF 12	1,25	10,80	100	22	15	7,0
4165 03 01215	4166 03 01215	MF 12	1,50	10,50	100	22	15	7,0
4165 03 01410	4166 03 01410	MF 14	1,00	13,00	100	22	11	9,0
4165 03 01412	4166 03 01412	MF 14	1,25	12,80	100	22	15	9,0
4165 03 01415	4166 03 01415	MF 14	1,50	12,50	100	22	15	9,0
4165 03 01610	4166 03 01610	MF 16	1,00	15,00	100	22	12	9,0
4165 03 01612	4166 03 01612	MF 16	1,25	14,75	100	22	15	9,0
4165 03 01615	4166 03 01615	MF 16	1,50	14,50	100	22	15	9,0
4165 03 01810	4166 03 01810	MF 18	1,00	17,00	110	25	17	11,0
4165 03 01815	4166 03 01815	MF 18	1,50	16,50	110	25	17	11,0
4165 03 01820	4166 03 01820	MF 18	2,00	16,00	125	25	20	11,0
4165 03 02010	4166 03 02010	MF 20	1,00	19,00	125	25	14	12,0
4165 03 02015	4166 03 02015	MF 20	1,50	18,50	125	25	17	12,0
4165 03 02215	4166 03 02215	MF 22	1,50	20,50	125	25	17	14,5
4165 03 02415	4166 03 02415	MF 24	1,50	22,50	140	28	20	14,5
4165 03 02420	4166 03 02420	MF 24	2,00	22,00	140	28	20	14,5
4165 03 02515	4166 03 02515	MF 25	1,50	23,50	140	28	20	14,5
4165 03 02615	4166 03 02615	MF 26	1,50	24,50	140	28	20	14,5
4165 03 02715	4166 03 02715	MF 27	1,50	25,50	140	28	20	16,0
4165 03 02815	4166 03 02815	MF 28	1,50	26,50	140	28	20	16,0
4165 03 03015	4166 03 03015	MF 30	1,50	28,50	150	28	22	18,0

UTENSILI DA TAGLIO A FILETTARE THREAD CUTTING TOOLS

MASCHI A MACCHINA DIN 5156 HSS-E (Co5) • G (BSP) MACHINE TAPS DIN 5156 HSS-E (Co5) • G (BSP)

- Per filettatura Whitworth secondo DIN ISO 228/1
- Forma B = 4-5 spire con scanalature dritte
- RSP 35° = 2-3 spire con scanalature elicoidali 35°
- For cutting whitworth pipe threads acc. to DIN ISO 228/1
- Form B = 4-5 pitch chamfer with spiralpoint (Gun Nose)
- RSP 35° = 2-3 pitch chamfer with spiral flute 35°



4175



4176

< 500 N/mm ²	< 800 N/mm ²	< 1000 N/mm ²	< 1200 N/mm ²	< 1200 N/mm ²	< 1000 N/mm ²	GUSS	Al	Al	CU	K



Confezioni
Packing-unit

B	RSP 35°						
ART.	ART.	G Ø	mm Passo Pitch	Ø mm Pre-foro Core Hole	L mm Totale Overall	L mm Filetto Thread	mm Quadro Square
4175 03 00018	4176 03 00018	G 1/8"	28	8,80	90	20	5,5
4175 03 00014	4176 03 00014	G 1/4"	19	11,80	100	22	9,0
4175 03 00038	4176 03 00038	G 3/8"	19	15,25	100	22	9,0
4175 03 00012	4176 03 00012	G 1/2"	14	19,00	125	25	12,0
4175 03 00034	4176 03 00034	G 3/4"	14	24,50	140	28	16,0
4175 03 00100	4176 03 00100	G 1"	11	30,75	160	30	20,0

MASCHI A MACCHINA PER DADI DIN 357 HSS-G • M MACHINE NUT TAPS DIN 357 HSS-G • M

- Per filettatura metrica passo fine ISO DIN 13
- For cutting metric fine ISO-Thread DIN 13



4160

< 500 N/mm ²	< 800 N/mm ²	< 1000 N/mm ²	< 1200 N/mm ²	< 1200 N/mm ²	< 1000 N/mm ²	GUSS	Al	Al	CU	K

ART.	M Ø	mm Passo Pitch	Ø mm Pre-foro Core Hole	L mm Totale Overall	L mm Filetto Thread	mm Quadro Square
4160 03 00305	M 3	0,50	2,5	70	22	-
4160 03 00407	M 4	0,70	3,3	90	25	2,1
4160 03 00508	M 5	0,80	4,2	100	28	2,7
4160 03 00610	M 6	1,00	5,0	110	32	3,4
4160 03 00812	M 8	1,25	6,8	125	40	4,9
4160 03 01015	M 10	1,50	8,5	140	45	5,5
4160 03 01217	M 12	1,75	10,2	180	50	7,0
4160 03 01420	M 14	2,00	12,0	200	56	9,0
4160 03 01620	M 16	2,00	14,0	200	63	9,0



Confezioni
Packing-unit

UTENSILI DA TAGLIO A FILETTARE THREAD CUTTING TOOLS

PUNTE COMBinate CODOLO ESAGONALE 1/4" HSS-G • M COMBINED THREAD BITS 1/4" HEX SHANK HSS-G • M

Per forare, filettare e sbavare in una sola operazione. Possono essere usate con utensili a mano, a batteria o trapani fissi, con rotazione a destra e sinistra. Lo spessore del materiale non deve essere superiore al diametro del pre-foro.

For drilling, threadcutting and deburring in just one working-operation. For use in cordless and stationary drilling machines with right-hand and left-hand rotation. Material thickness must not exceed diameter of thread.



4171



Confezioni
Packing-unit

ART.	M Ø	mm Passo Pitch	Ø mm Pre-foro Core Hole	L mm Totale Overall	L mm Filetto Thread	mm Quadro Square
4171 03 00300	M 3	0,50	2,5	36	6	1/4"
4171 03 00400	M 4	0,70	3,3	39	8	1/4"
4171 03 00500	M 5	0,80	4,2	41	9	1/4"
4171 03 00600	M 6	1,00	5,0	44	11	14"
4171 03 00800	M 8	1,25	6,8	50	14	1/4"
4171 03 01000	M 10	1,50	8,5	59	15	1/4"

Mini cassetta in metallo / Metal Mini Box

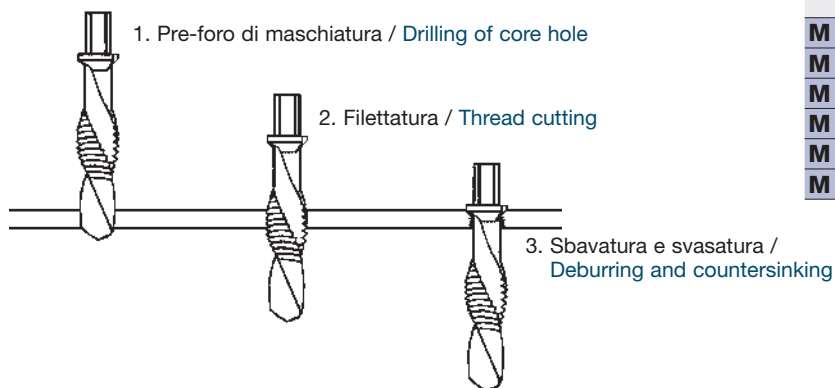
ART.	Tipo Type		Contenuto Content
4171 14 10007	MB 7	7 pz / pcs	Punte combinate / Combined Thread Bits, M 3 - M10 + Portainseriti magnetico / Magnet Holder



06

TUTTO IN UN'UNICA OPERAZIONE / ALL IN ONE OPERATION:

i




Diametro Diameter	Ø mm Foro Core Hole	mm RPM acciaio RPM Steel	mm RPM Plastica RPM Plastic
M 3	2,5	1600	1850
M 4	3,3	1200	1450
M 5	4,2	950	1250
M 6	5,0	800	1000
M 8	6,8	600	750
M 10	8,5	450	550



QUALITÀ PER USO PROFESSIONALE / SUPERIOR INDUSTRIAL QUALITY

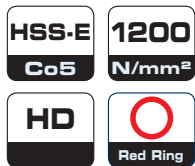
VERSIONI DISPONIBILI AVAILABLE VERSIONS



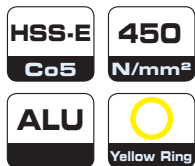
Per uso su acciaio per costruzioni, acciaio per macchine, metallo duro non legato e leghe di alluminio (truciolo piccolo).
For universal use in general structural steel, free-cutting steel, unalloyed case hardening steel and aluminium-alloys (short shipping).



Speciale geometria del tagliente e superficie vaporizzata, particolarmente adatto per la lavorazione di acciai industriali.
Special cutting edge geometry and vap. surface, especially suitable for VA and stainless steel.




Per uso su acciaio temprato e acciaio per utensili.
For use in Heat-treatable steel and tool steel.




Con 2 ampie scanalature a spirale 45°. Particolarmente adatto per alluminio, leghe di alluminio e materiale termoplastico (truciolo grande).
With 2 wide spiral flutes 45°. Especially suitable for aluminium and aluminium-alloys as well as thermoplastics (long chipping).

IMBOCCO CHAMFER



4 - 5 spire con scanalature dritte per fori passanti.
4 - 5 pitch chamfer with spiral point für trough holes.



2 - 3 spire con scanalature elicoidali per fori passanti.
2 - 3 pitch chamfer with 35° spiral flute for blind holes.



2 - 3 spire con scanalature elicoidali 40° per fori passanti.
2 - 3 pitch chamfer with 40° spiral flute for blind holes.



2 - 3 spire con scanalature elicoidali 45° per fori passanti.
2 - 3 pitch chamfer with 45° spiral flute for trough/blind holes.



QUALITÀ PER USO PROFESSIONALE / SUPERIOR INDUSTRIAL QUALITY

MASCHI A MACCHINA DIN 371/376 HSSE-E (Co5) • M
MACHINE TAPS DIN 371 / 376 HSSE-E (Co5) • M

- Per filettatura metrica ISO DIN 13
- Forma B = 4-5 spire con scanalature dritte
- RSP 35° = 2-3 spire con scanalature elicoidali 35°
- For cutting metric ISO-Thread DIN 13
- Form B = 4-5 pitch chamfer with spiral Point (Gun Nose)
- RSP 35° = 2-3 pitch chamfer with spiral flute 35°



4163 / DIN 371



4164 / DIN 376



4167 / DIN 371



4168 / DIN 376

< 500 N/mm ²	< 800 N/mm ²	< 1000 N/mm ²	< 1200 N/mm ²	< 1200 N/mm ²	< 1000 N/mm ²	GUSS	AI	AI	CU	K



Confezioni
Packing-unit

B		RSP 35°								
ART.	ART.	M Filetto Thread	mm Passo Pitch	Ø mm Pre-foro Core Hole	L mm Totale Overall	L mm Filetto Thread	mm Quadro Square			
DIN 371								B	RSP	
4163 03 00300	4167 03 00300	M 3	0,50	2,5	56	9	5	2,7		
4163 03 00400	4167 03 00400	M 4	0,70	3,3	63	12	7	3,4		
4163 03 00500	4167 03 00500	M 5	0,80	4,2	70	13	8	4,9		
4163 03 00600	4167 03 00600	M 6	1,00	5,0	80	15	10	4,9		
4163 03 00800	4167 03 00800	M 8	1,25	6,8	90	18	13	6,2		
4163 03 01000	4167 03 01000	M 10	1,50	8,5	100	20	15	8,0		
DIN 376								B	RSP	
4164 03 01200	4168 03 01200	M 12	1,75	10,2	110	23	18	7,0		
4164 03 01400	4168 03 01400	M 14	2,00	12,0	110	25	20	9,0		
4164 03 01600	4168 03 01600	M 16	2,00	14,0	110	25	20	9,0		
4164 03 01800	4168 03 01800	M 18	2,50	15,5	125	30	25	11,0		
4164 03 02000	4168 03 02000	M 20	2,50	17,5	140	30	25	12,0		
4164 03 02200	4168 03 02200	M 22	2,50	19,5	140	30	25	14,5		
4164 03 02400	4168 03 02400	M 24	3,00	21,0	160	36	30	14,5		

Cassette in ABS / ABS Boxes

ART.	Tipo Type		Contenuto Content
4163 13 30007	MGB 7 G-K	7 pz / pcs	M 3 - M 12 Scanalature dritte / Straight-flute, FORM B
4163 13 30014	MGB 14 G-K	14 pz / pcs	M 3 - M 12 Scanalature dritte / Straight-flute, FORM B, + 2,5 / 3,3 / 4,2 / 5,0 / 6,8 / 8,5 / 10,2 mm, DIN 338 HSS-G
4167 13 30007	MGB 7 S-K	7 pz / pcs	M 3 - M 12 Scanalature elicoidali / Spiral-flute, FORM C / 35° RSP
4167 13 30014	MGB 14 S-K	14 pz / pcs	M 3 - M 12 Scanalature elicoidali / Spiral-flute, FORM C / 35° RSP, + 2,5 / 3,3 / 4,2 / 5,0 / 6,8 / 8,5 / 10,2 mm, DIN 338 HSS-G



Bussolotto / Round Box


4163 14 30012	RG 12	12 pz / pcs	M 4 - M 10 Scanalature dritte / Straight-flute, FORM B + 3,3 / 4,2 / 5,0 / 6,8 / 8,5 mm DIN 338 HSS-G, Svasatori / Countersinks 90° HSS-G 10,4 + 16,5 mm
---------------	-------	-------------	--



QUALITÀ PER USO PROFESSIONALE / SUPERIOR INDUSTRIAL QUALITY

MASCHI A MACCHINA DIN371/376 HSSE-E (Co5) VAP • M MACHINE TAPS DIN 371 / 376 HSSE-E (Co5) VAP • M

- Per filettatura metrica ISO DIN 13
- Forma B = 4-5 spire con scanalature dritte
- RSP 35° = 2-3 spire con scanalature elicoidali 35°
- For cutting metric ISO-Thread DIN 13
- Form B = 4-5 pitch chamfer with spiralpoint (Gun Nose)
- RSP 35° = 2-3 pitch chamfer with spiral flute 35°



4144 / DIN 371



4145 / DIN 376



4154 / DIN 371



4155 / DIN 376

< 500 N/mm ²	< 800 N/mm ²	< 1000 N/mm ²	< 1200 N/mm ²	< 1200 N/mm ²	< 1000 N/mm ²	GUSS	AI	AI	CU	K



Confezioni
Packing-unit

B		RSP 35°							
ART.	ART.	M Filetto Thread	mm Passo Pitch	Ø mm Pre-foro Core Hole	L mm Totale Overall	L mm Filetto Thread	mm Quadro Square	B	RSP
DIN 371									
4144 03 00300	4154 03 00300	M 3	0,50	2,5	56	11	6	2,7	
4144 03 00400	4154 03 00400	M 4	0,70	3,3	63	13	7	3,4	
4144 03 00500	4154 03 00500	M 5	0,80	4,2	70	16	8	4,9	
4144 03 00600	4154 03 00600	M 6	1,00	5,0	80	19	10	4,9	
4144 03 00800	4154 03 00800	M 8	1,25	6,8	90	22	14	6,2	
4144 03 01000	4154 03 01000	M 10	1,50	8,5	100	24	16	8,0	
DIN 376									
4145 03 01200	4155 03 01200	M 12	1,75	10,2	110	29	18	7,0	
4145 03 01400	4155 03 01400	M 14	2,00	12,0	110	30	20	9,0	
4145 03 01600	4155 03 01600	M 16	2,00	14,0	110	32	22	9,0	
4145 03 01800	4155 03 01800	M 18	2,50	15,5	125	34	25	11,0	
4145 03 02000	4155 03 02000	M 20	2,50	17,5	140	34	25	12,0	
4145 03 02200	4155 03 02200	M 22	2,50	19,5	140	34	27	14,5	
4145 03 02400	4155 03 02400	M 24	3,00	21,0	160	38	30	14,5	

Cassette in ABS / ABS Boxes

ART.	Tipo Type		Contenuto Content
4144 13 30007	MGB 7 G-K	7 pz / pcs	M 3 - M 12 Scanalature dritte / Straight-flute, FORM B
4144 13 30014	MGB 14 G-K	14 pz / pcs	M 3 - M 12 Scanalature dritte / Straight-flute, FORM B, + 2,5 / 3,3 / 4,2 / 5,0 / 6,8 / 8,5 / 10,2 mm, DIN 338 HSS-G
4154 13 30007	MGB 7 S-K	7 pz / pcs	M 3 - M 12 Scanalature elicoidali / Spiral-flute, FORM C / 35° RSP
4154 13 30014	MGB 14 S-K	14 pz / pcs	M 3 - M 12 Scanalature elicoidali / Spiral-flute, FORM C / 35° RSP, + 2,5 / 3,3 / 4,2 / 5,0 / 6,8 / 8,5 / 10,2 mm, DIN 338 HSS-G

Bussolotto / Round Box

4144 14 30012	RG 12 VA	12 pz / pcs	M 4 - M 10 Scanalature dritte / Straight-flute, FORM B + 3,3 / 4,2 / 5,0 / 6,8 / 8,5 mm DIN 338 HSS-E (CO5), Svasatori / Countersinks 90° HSS-E (CO5) 10,4 + 16,5 mm
---------------	----------	-------------	---



UTENSILI DA TAGLIO A FILETTARE THREAD CUTTING TOOLS

QUALITÀ PER USO PROFESSIONALE / SUPERIOR INDUSTRIAL QUALITY

MASCHI A MACCHINA DIN 374 HSS-E (Co5) VAP • MF MACHINE TAPS DIN 374 HSS-E (Co5) VAP • MF

- Per filettatura metrica ISO DIN 1
- Forma B = 4-5 spire con scanalature dritte
- RSP 35° = 2-3 spire con scanalature elicoidali 35°
- For cutting metric ISO-Thread DIN 13
- Form B = 4-5 pitch chamfer with spiralpoint (Gun Nose)
- RSP 35° = 2-3 pitch chamfer with spiral flute 35°



4146



4156

< 500 N/mm ²	< 800 N/mm ²	< 1000 N/mm ²	< 1200 N/mm ²	< 1200 N/mm ²	< 1000 N/mm ²	GUSS	Al	Al	CU	K



Confezioni
Packing-unit

B		RSP 35°								
ART.	ART.	M Filetto Thread	mm Passo Pitch	Ø mm Pre-foro Core Hole	L mm Totale Overall	L mm Filetto Thread		mm Quadro Square		
						B	RSP			
4146 03 00607	4156 03 00607	MF 6	0,75	5,20	80	14	8	3,4		
4146 03 00807	4156 03 00807	MF 8	0,75	7,20	80	19	8	4,9		
4146 03 00810	4156 03 00810	MF 8	1,00	7,00	90	22	10	4,9		
4146 03 01010	4156 03 01010	MF 10	1,00	9,00	90	20	10	5,5		
4146 03 01210	4156 03 01210	MF 12	1,00	11,00	100	22	11	7,0		
4146 03 01215	4156 03 01215	MF 12	1,50	10,50	100	22	15	7,0		
4146 03 01415	4156 03 01415	MF 14	1,50	12,50	100	22	15	9,0		
4146 03 01615	4156 03 01615	MF 16	1,50	14,50	100	22	15	9,0		
4146 03 01815	4156 03 01815	MF 18	1,50	16,50	110	25	17	11,0		
4146 03 02015	4156 03 02015	MF 20	1,50	18,50	125	25	17	12,0		

QUALITÀ PER USO PROFESSIONALE / SUPERIOR INDUSTRIAL QUALITY

MASCHI A MACCHINA DIN 371/376 HSSE-E (Co5) • M MACHINE TAPS DIN 371 / 376 HSSE-E (Co5) • M

- Per filettatura metrica ISO DIN 13
- Forma B = 4-5 spire con scanalature dritte
- RSP 35° = 2-3 spire con scanalature elicoidali 35°
- For cutting metric ISO-Thread DIN 13
- Form B = 4-5 pitch chamfer with spiralpoint (Gun Nose)
- RSP 40° = 2-3 pitch chamfer with spiral flute 40°



4173 / DIN 371



4174 / DIN 376



4177 / DIN 371



4178 / DIN 376

< 500 N/mm ²	< 800 N/mm ²	< 1000 N/mm ²	< 1200 N/mm ²	< 1200 N/mm ²	< 1000 N/mm ²	GUSS	AI	AI	CU	K



Confezioni
Packing-unit

B		RSP 35°							
ART.	ART.	M Filetto Thread	mm Passo Pitch	Ø mm Pre-foro Core Hole	L mm Totale Overall	L mm Filetto Thread	mm Quadro Square	B	RSP
DIN 371									
4173 03 00300	4177 03 00300	M 3	0,50	2,5	56	9	5	2,7	
4173 03 00400	4177 03 00400	M 4	0,70	3,3	63	12	7	3,4	
4173 03 00500	4177 03 00500	M 5	0,80	4,2	70	13	8	4,9	
4173 03 00600	4177 03 00600	M 6	1,00	5,0	80	15	10	4,9	
4173 03 00800	4177 03 00800	M 8	1,25	6,8	90	18	13	6,2	
4173 03 01000	4177 03 01000	M 10	1,50	8,5	100	20	15	8,0	
DIN 376									
4174 03 01200	4178 03 01200	M 12	1,75	10,2	110	23	18	7,0	
4174 03 01400	4178 03 01400	M 14	2,00	12,0	110	25	20	9,0	
4174 03 01600	4178 03 01600	M 16	2,00	14,0	110	25	20	9,0	
4174 03 01800	4178 03 01800	M 18	2,50	15,5	125	30	25	11,0	
4174 03 02000	4178 03 02000	M 20	2,50	17,5	140	30	25	12,0	
4174 03 02200	4178 03 02200	M 22	2,50	19,5	140	30	25	14,5	
4174 03 02400	4178 03 02400	M 24	3,00	21,0	160	36	30	14,5	

Cassette in ABS / ABS Boxes

ART.	Tipo Type		Contenuto Content
4173 13 30007	MGB 7 G-K	7 pz / pcs	M 3 - M 12 Scanalature dritte / Straight-flute, FORM B
4173 13 30014	MGB 14 G-K	14 pz / pcs	M 3 - M 12 Scanalature dritte / Straight-flute, FORM B, + 2,5 / 3,3 / 4,2 / 5,0 / 6,8 / 8,5 / 10,2 mm, DIN 338 HSS-G
4177 13 30007	MGB 7 S-K	7 pz / pcs	M 3 - M 12 Scanalature elicoidali / Spiral-flute, FORM C / 40° RSP
4177 13 30014	MGB 14 S-K	14 pz / pcs	M 3 - M 12 Scanalature elicoidali / Spiral-flute, FORM C / 40° RSP, + 2,5 / 3,3 / 4,2 / 5,0 / 6,8 / 8,5 / 10,2 mm, DIN 338 HSS-G

Bussolotto / Round Box

4173 14 30012	RG 12	12 pz / pcs	M 4 - M 10 Scanalature dritte / Straight-flute, FORM B + 3,3 / 4,2 / 5,0 / 6,8 / 8,5 mm DIN 338 HSS-E (CO5), Svasatori / Countersinks 90° HSS-E (CO5) 10,4 + 16,5 mm
---------------	-------	-------------	---



QUALITÀ PER USO PROFESSIONALE / SUPERIOR INDUSTRIAL QUALITY

MASCHI A MACCHINA ALU DIN 371/376 HSSE-E (Co5) • M
MACHINE TAPS FOR ALU DIN 371 / 376 HSSE-E (Co5) • M

- Per filettatura metrica ISO DIN 1
- Forma B = 4-5 spire con scanalature dritte
- Particolarmente adatto per alluminio, leghe di alluminio e materiale termoplastico (truciolo grande).
- For cutting metric ISO-Thread DIN 13
- RSP 45° = 2- 3 pitch chamfer with spiral flute 45°
- Especially suitable for aluminium and aluminium-alloys as thermoplastics (long chipping).



4149 / DIN 371



4149 / DIN 376

< 500 N/mm ²	< 800 N/mm ²	< 1000 N/mm ²	< 1200 N/mm ²	< 1200 N/mm ²	< 1000 N/mm ²	GUSS	Al	Al	CU	K



Confezioni
Packing-unit

RSP 45°						
ART.	M Filetto Thread	mm Passo Pitch	Ø mm Pre-foro Core Hole	L mm Totale Overall	L mm Filetto Thread	mm Quadro Square
DIN 371						
4149 03 00300	M 3	0,50	2,5	56	5	2,7
4149 03 00400	M 4	0,70	3,3	63	7	3,4
4149 03 00500	M 5	0,80	4,2	70	8	4,9
4149 03 00600	M 6	1,00	5,0	80	10	4,9
4149 03 00800	M 8	1,25	6,8	90	13	6,2
4149 03 01000	M 10	1,50	8,5	100	15	8,0
DIN 376						
4149 03 01200	M 12	1,75	10,2	110	18	7,0
4149 03 01400	M 14	2,00	12,0	110	20	9,0
4149 03 01600	M 16	2,00	14,0	110	20,	9,0
4149 03 01800	M 18	2,50	15,5	125	25	11,0
4149 03 02000	M 20	2,50	17,5	140	25	12,0

Cassetta in ABS / ABS Box

ART.	Tipo Type		Contenuto Content
4149 13 30007	MGB 7 ALU-K	7 pz / pcs	M 3 - M 12 Scanalature elicoidali / Spiral-flute, FORM C / 45° RSP



UTENSILI DA TAGLIO A FILETTARE THREAD CUTTING TOOLS

GIRAMASCHI REGOLABILI DIN 1814 ADJUSTABLE TAP WRENCHES DIN 1814

- Corpo pressofuso in zinco
- Ganasce temprate
- Per utensili con condolo quadro
- Un'impugnatura può essere rimossa
- Made of zinc pressure casting
- Hardened chuck jaws
- For tools with square shanks
- Once handle can be unscrewed

DIN
1814



4300

ART.	Grandezza Size	M - MF	G	L mm Totale Overall	mm Quadro Square
4300 15 00000	0	M 1 - 8	-	130	2,1 - 4,9
4300 15 00010	1	M 1 - 10	-	180	2,4 - 5,5
4300 15 00015	1.1/2	M 1 - 12	1/8"	180	2,4 - 7,0
4300 15 00020	2	M 4 - 12	1/8" - 3/8"	280	3,4 - 8,0
4300 15 00030	3	M 5 - 20	1/8" - 1/2"	380	4,9 - 12,0
4300 15 00040	4	M 11 - 27	1/8" - 3/4"	500	5,5 - 16,0
4300 15 00050	5	M 13 - 32	1/4" - 1"	700	9,0 - 20,0
4300 15 00060	6	M 18 - 42	1/2" - 1.1/4"	1000	12,0 - 24,0
4300 15 00070	7	M 27 - 52	3/4" - 1.3/4"	1250	16,0 - 32,0



Confezioni
Packing-unit



Confezioni
Packing-unit

ART.	Grandezza Size	M - MF	G	L mm Totale Overall	mm Quadro Square
4300 07 00000	0	M 1 - 8	-	130	2,1 - 4,9
4300 07 00010	1	M 1 - 10	-	180	2,4 - 5,5
4300 07 00015	1.1/2	M 1 - 12	1/8"	180	2,4 - 7,0

PORTA FILIERE DIN 225 DIE STOCKS DIN 225

- Corpo pressofuso in zinco
- Per serraggio diretto di filiere tonde
- Made of zinc pressure casting
- For direct holding of circular dies

DIN
225



4400

ART.	Grandezza Size	mm Misure Measure	M - MF	G	L mm Totale Overall
4400 15 01605	0	16 x 5	M 1 - 2,6	-	160
4400 15 02005	1	20 x 5	M 3 - 4	-	200
4400 15 02007	2	20 x 7	M 4,5 - 6	-	200
4400 15 02509	3	25 x 9	M 7 - 9	-	224
4400 15 03011	4	30 x 11	M 10 - 11	1/8"	280
4400 15 03810	5	38 x 10	MF 12 - 14	1/4"	315
4400 15 03814	5B	38 x 14	M 12 - 14	-	315
4400 15 04514	6	45 x 14	MF 16 - 20	3/8" - 1/2"	450
4400 15 04518	6B	45 x 18	M 16 - 20	-	450
4400 15 05516	7	55 x 16	MF 22 - 24	5/8" - 3/4"	560
4400 15 05522	7B	55 x 22	M 22 - 24	-	560
4400 15 06518	8	65 x 18	MF 27 - 36	7/8" - 1"	630
4400 15 06525	8B	65 x 25	M 27 - 36	-	630
4400 15 07520	9	75 x 20	MF 38 - 42	1.1/8" - 1.1/4"	800
4400 15 07530	9B	75 x 30	M 39 - 42	-	800
4400 15 09036	10B	90 x 36	M 45 - 52	-	900



Confezioni
Packing-unit



Confezioni
Packing-unit

ART.	Grandezza Size	mm Misure Measure	M - MF	G	L mm Totale Overall
4400 07 02005	1	20 x 5	M 3 - 4	-	200
4400 07 02007	2	20 x 7	M 4,5 - 6	-	200
4400 07 02509	3	25 x 9	M 7 - 9	-	224
4400 07 03011	4	30 x 11	M 10 - 11	1/8"	280
4400 07 03814	5B	38 x 14	M 12 - 14	-	315

UTENSILI DA TAGLIO A FILETTARE THREAD CUTTING TOOLS

GIRAMASCHI A CRICCHETTO TAP WRENCHES WITH RATCHET

- Per uso destro e sinistro
- Impugnatura scorrevole
- Con pinza a 2 griffe temprate
- Per filettare in aree di difficile accesso
- Adjustable for left and right hand use
- Sliding cross handle
- With two jack chuck for holding square shanks
- Ideal for operations at difficult accessible places



Serie corta / Short version



Serie lunga / Long version

4302

ART.	Grandezza Size	Versione Version	M - MF	L mm Totale Overall
4302 15 00001	1	corta / short	M 3 - M 10	85
4302 15 00002	2	corta / short	M 5 - M 12	100
4302 15 00010	10	lunga / long	M 3 - M 10	250
4302 15 00020	20	lunga / long	M 5 - M 12	300



Confezioni
Packing-unit

ART.	Grandezza Size	M - MF	G	L mm Totale Overall
4302 07 00001	1	corta / short	M 3 - M 10	85
4302 07 00002	2	corta / short	M 5 - M 12	100



Confezioni
Packing-unit

BUSSOLE DI ESTENSIONE DIN 377 EXTENSION SLEEVES DIN 377

- Rettificate e temprate
- Per attacchi quadri secondo DIN 10
- Quadro interno ed esterno hanno la stessa grandezza
- Ground and hardened version
- For squares according DIN 10
- Inside and outside square with same size



4500

ART.	Grandezza Size	M - MF	L mm Totale Overall
4500 15 00270	2,7	M 3	80
4500 15 00340	3,4	M 4	95
4500 15 00490	4,9	M 5 - M 8	110
4500 15 00550	5,5	M 9 - M 10	115
4500 15 00700	7,0	M 12	125
4500 15 00900	9,0	M 14 - M 16	135
4500 15 01100	11,0	M 18	150
4500 15 01200	12,0	M 20	155
4500 15 01450	14,5	M 22 - M 24	174



Confezioni
Packing-unit

QUALITÀ PER USO PROFESSIONALE / SUPERIOR INDUSTRIAL QUALITY

ART.		Filetto Thread	Tipo Type	Descrizione Description	Pagina Page
Filetti per riparazioni / Thread Repair					
4600 - 4604		M		Inserti filettati / Thread inserts	86
4610 - 4614		MF		Inserti filettati / Thread inserts	86
4615		MF		Inserti filettati per candele Thread inserts for Spark Plug Thread	87
4601 - 4611 4615		M - MF		Kit riparazione filetto Thread repair sets	87 - 89
4700		M - MF - UNC UNF - BSW		Utensili di montaggio Fitting Tools	90
4701		M - MF - UNC UNF - BSW		Pin Estrattore Pin Breaker	90
4800 - 4801		M - MF		Maschio a mano singola STI STI Single Hand Taps	91
4802		MF		Maschio a mano combinato STI STI combined Thread tap	91
Punte elicoidali / Twist Drills					
1121 1121 RED			N	Punte elicoidali completamente rettificate, diritte + ridotte Twist drills Fully Ground, straight + reduced	92

QUALITÀ PER USO PROFESSIONALE / SUPERIOR INDUSTRIAL QUALITY

INSERTI FILETTATI
THREAD INSERTS

- Filetto continuo in acciaio inossidabile
- Filetto rinforzato per materiali, con bassa resistenza al taglio, ad es. alluminio, leghe di magnesio e per la riparazione di filetti usurati o danneggiati.

- Free running made of stainless steel
- Thread reinforcement for materials with low shearing strength, e.g. aluminium and magnesium alloys as well as to repair enables worn and damaged threads.



4600 - 4614

M

ART.					M Filetto Thread	mm Passo Pitch	Ø mm Pre-foro Core Hole
1,0 x D	1,5 x D	2,0 x D	2,5 x D	3,0 x D			
4600 15 00300	4601 15 00300	4602 15 00300	4603 15 00300	4604 15 00300	M 3	0,50	3,20
4600 15 00400	4601 15 00400	4602 15 00400	4603 15 00400	4604 15 00400	M 4	0,70	4,20
4600 15 00500	4601 15 00500	4602 15 00500	4603 15 00500	4604 15 00500	M 5	0,80	5,20
4600 15 00600	4601 15 00600	4602 15 00600	4603 15 00600	4604 15 00600	M 6	1,00	6,30
4600 15 00800	4601 15 00800	4602 15 00800	4603 15 00800	4604 15 00800	M 8	1,25	8,30
4600 15 01000	4601 15 01000	4602 15 01000	4603 15 01000	4604 15 01000	M 10	1,50	10,40
4600 15 01200	4601 15 01200	4602 15 01200	4603 15 01200	4604 15 01200	M 12	1,75	12,40
4600 15 01400	4601 15 01400	4602 15 01400	4603 15 01400	4604 15 01400	M 14	2,00	14,50
4600 15 01600	4601 15 01600	4602 15 01600	4603 15 01600	4604 15 01600	M 16	2,00	16,50
4600 15 01800	4601 15 01800	4602 15 01800	4603 15 01800	4604 15 01800	M 18	2,50	18,60
4600 15 02000	4601 15 02000	4602 15 02000	4603 15 02000	4604 15 02000	M 20	2,50	20,60
4600 15 02200	4601 15 02200	4602 15 02200	4603 15 02200	4604 15 02200	M 22	2,50	22,60
4600 15 02400	4601 15 02400	4602 15 02400	4603 15 02400	4604 15 02400	M 24	3,00	24,75

MF

ART.					MF Filetto Thread	mm Passo Pitch	Ø mm Pre-foro Core Hole
1,0 x D	1,5 x D	2,0 x D	2,5 x D	3,0 x D			
4610 15 00810	4611 15 00810	4612 15 00810	4613 15 00810	4614 15 00810	MF 8	1,0	8,30
4610 15 01010	4611 15 01010	4612 15 01010	4613 15 01010	4614 15 01010	MF 10	1,0	10,30
4610 15 01012	4611 15 01012	4612 15 01012	4613 15 01012	4614 15 01012	MF 10	1,25	10,30
4610 15 01210	4611 15 01210	4612 15 01210	4613 15 01210	4614 15 01210	MF 12	1,00	12,30
4610 15 01212	4611 15 01212	4612 15 01212	4613 15 01212	4614 15 01212	MF 12	1,25	12,30
4610 15 01215	4611 15 01215	4612 15 01215	4613 15 01215	4614 15 01215	MF 12	1,50	12,40
4610 15 01410	4611 15 01410	4612 15 01410	4613 15 01410	4614 15 01410	MF 14	1,00	14,30
4610 15 01412	4611 15 01412	4612 15 01412	4613 15 01412	4614 15 01412	MF 14	1,25	14,40
4610 15 01415	4611 15 01415	4612 15 01415	4613 15 01415	4614 15 01415	MF 14	1,50	14,40
4610 15 01615	4611 15 01615	4612 15 01615	4613 15 01615	4614 15 01615	MF 16	1,50	16,40
4610 15 01815	4611 15 01815	4612 15 01815	4613 15 01815	4614 15 01815	MF 18	1,50	18,50
4610 15 01820	4611 15 01820	4612 15 01820	4613 15 01820	4614 15 01820	MF 18	2,00	18,50
4610 15 02015	4611 15 02015	4612 15 02015	4613 15 02015	4614 15 02015	MF 20	1,50	20,50
4610 15 02020	4611 15 02020	4612 15 02020	4613 15 02020	4614 15 02020	MF 20	2,00	20,50
4610 15 02215	4611 15 02215	4612 15 02215	4613 15 02215	4614 15 02215	MF 22	1,50	22,50
4610 15 02220	4611 15 02220	4612 15 02220	4613 15 02220	4614 15 02220	MF 22	2,00	22,50
4610 15 02415	4611 15 02415	4612 15 02415	4613 15 02415	4614 15 02415	MF 24	1,50	24,50
4610 15 02420	4611 15 02420	4612 15 02420	4613 15 02420	4614 15 02420	MF 24	2,00	24,50

QUALITÀ PER USO PROFESSIONALE / SUPERIOR INDUSTRIAL QUALITY

INSERTI FILETTATI PER CANDELE THREAD INSERTS FOR SPARK PLUG THREAD

- Filetto continuo in acciaio inossidabile
- Filetto rinforzato per materiali, con bassa resistenza al taglio, ad es. alluminio, leghe di magnesio e per la riparazione di filetti usurati o danneggiati.
- Free running made of stainless steel
- Thread reinforcement for materials with low shearing strength, e.g. aluminium and magnesium alloys as well as to repair enables worn and damaged threads.



4615



ART.			MF Filetto Thread	mm Passo Pitch	Ø mm Pre-foro Core Hole
8,4 x D	12,4 x D	16,4 x D			
4615 15 14084	4615 15 14124	4615 15 14164	MF 14	1,25	14,40



Indicato per filetto candele.
Especially for spark plug thread.

i

SET DI RIPARAZIONE FILETTI THREAD REPAIR SETS

- Contenuto:
- Inserti filettati
 - Punta elicoidale DIN 338 (codice BC 1121) fino a M 12
 - Maschio STI
 - Utensile di montaggio
 - Pin estrattore fino a M 12
- Content:
- Thread inserts
 - Twist Drill DIN 338 (BC-Code 1121) up to M 12
 - STI Tap
 - Fitting Tool
 - Pin Breaker up to M 12



ART.	Descrizione Description	M Filetto Thread	mm Passo Pitch	Ø mm Foro Drill	L mm Maschio STI STI Tap	Utensile di montaggio Fitting Tool	Pin Estrattore Pin Breaker
1,5 x D							
4601 13 30300	GR - M 3	M 3	0,50	3,20	M 3 x 0,50	No. 4	No. 4
4601 13 30400	GR - M 4	M 4	0,70	4,20	M 4 x 0,70	No. 6	No. 6
4601 13 30500	GR - M 5	M 5	0,80	5,20	M 5 x 0,80	No. 8	No. 8
4601 13 30600	GR - M 6	M 6	1,00	6,30	M 6 x 1,00	No. 9	No. 9
4601 13 30800	GR - M 8	M 8	1,25	8,30	M 8 x 1,25	No. 11	No. 11
4601 13 31000	GR - M 10	M 10	1,50	10,40	M 10 x 1,50	No. 13	No. 13
4601 13 31200	GR - M12	M 12	1,75	12,40	M 12 x 1,75	No. 15	No. 15
4601 13 31400	GR - M 14	M 14	2,00	-	M 14 x 2,00	No. 16	-
4601 13 31600	GR - M 16	M 16	2,00	-	M 16 x 2,00	No. 18	-
4601 13 31800	GR - M 18	M 18	2,50	-	M 18 x 2,50	No. 20	-
4601 13 32000	GR - M 20	M 20	2,50	-	M 20 x 2,50	No. 21	-
4601 13 32200	GR - M 22	M 22	2,50	-	M 22 x 2,50	No. 22	-
4601 13 32400	GR - M 24	M 24	3,00	-	M 24 x 3,00	No. 23	-



GR - M 3
GR - M 12



GR - M 14
GR - M 24

QUALITÀ PER USO PROFESSIONALE / SUPERIOR INDUSTRIAL QUALITY

SET DI RIPARAZIONE FILETTI
THREAD REPAIR SETS

Contenuto:

- Inserti filettati
- Punta elicoidale DIN 338 (codice BC 1121) fino a MF 12
- Maschio STI
- Utensile di montaggio
- Pin estraattore fino a MF 12

Content:

- Thread inserts
- Twist Drill DIN 338 (BC-Code 1121) up to MF 12
- STI Tap
- Fitting Tool
- Pin Breaker up to MF 12



ART.	Descrizione Description	MF Filetto Thread	mm Passo Pitch	Ø mm Foro Drill	L mm Maschio STI STI Tap	Utensile di montaggio Fitting Tool	Pin Estraattore Pin Breaker
1,5 x D							
4611 13 30810	GR - MF 810	MF 8	1,00	8,30	M 8 x 1,00	No. 11	No. 11
4611 13 31010	GR - MF 1010	MF 10	1,00	10,30	M 10 x 1,00	No. 13	No. 13
4611 13 31012	GR - MF 1012	MF 10	1,25	10,30	M 10 x 1,25	No. 13	No. 13
4611 13 31210	GR - MF 1210	MF 12	1,00	12,30	M 12 x 1,00	No. 15	No. 15
4611 13 31212	GR - MF 1212	MF 12	1,25	12,30	M 12 x 1,25	No. 15	No. 15
4611 13 31215	GR - MF 1215	MF 12	1,50	12,40	M 12 x 1,50	No. 15	No. 15
4611 13 31410	GR - MF 1410	MF 14	1,00	-	M 14 x 1,00	No. 16	-
4611 13 31412	GR - MF 1412	MF 14	1,25	-	M 14 x 1,25	No. 16	-
4611 13 31415	GR - MF 1415	MF 14	1,50	-	M 14 x 1,50	No. 16	-
4611 13 31615	GR - MF 1615	MF 16	1,50	-	M 16 x 1,50	No. 18	-
4611 13 31815	GR - MF 1815	MF 18	1,50	-	M 18 x 1,50	No. 20	-
4611 13 31820	GR - MF 1820	MF 18	2,00	-	M 18 x 2,00	No. 20	-
4611 13 32015	GR - MF 2015	MF 20	1,50	-	M 20 x 1,50	No. 21	-
4611 13 32020	GR - MF 2020	MF 20	2,00	-	M 20 x 2,00	No. 21	-
4611 13 32215	GR - MF 2215	MF 22	1,50	-	M 22 x 1,50	No. 22	-
4611 13 32220	GR - MF 2220	MF 22	2,00	-	M 22 x 2,00	No. 22	-
4611 13 32415	GR - MF 2415	MF 24	1,50	-	M 24 x 1,50	No. 23	-
4611 13 32420	GR - MF 2420	MF 24	2,00	-	M 24 x 2,00	No. 23	-

GR - MF 810
GR - MF 1215



GR - MF 1410
GR - MF 2420



QUALITÀ PER USO PROFESSIONALE / SUPERIOR INDUSTRIAL QUALITY

SET DI RIPARAZIONE FILETTI THREAD REPAIR SETS

Contenuto:

- Inserti filettati
- Punta elicoidale DIN 338 (codice BC 1121) fino a M 12
- Maschio STI
- Utensile di montaggio
- Pin estrattore fino a M 12

Content:

- Thread inserts
- Twist Drill DIN 338 (BC-Code 1121) up to M 12
- STI Tap
- Fitting Tool
- Pin Breaker up to M 12



ART.	Descrizione Description	M Filetto Thread	mm Passo Pitch	Ø mm Foro Drill	L mm Maschio STI STI Tap	Utensile di montaggio Fitting Tool	Pin Estrattore Pin Breaker
1,5 x D							
4601 13 30512	GR - M 512 130 pz / pcs	M 5	0,80	5,20	M 5 x 0,80	No. 8	No. 8
		M 6	1,00	6,30	M 6 x 1,00	No. 9	No. 9
		M 8	1,25	8,30	M 8 x 1,25	No. 11	No. 11
		M 10	1,50	10,40	M 10 x 1,50	No. 13	No. 13
		M 12	1,75	12,40	M 12 x 1,75	No. 15	No. 15
4601 13 30614	GR - M 614 113 pz / pcs	M 5	1,00	6,30	M 6 x 1,00	No. 9	No. 9
		M 8	1,25	8,30	M 8 x 1,25	No. 11	No. 11
		M 10	1,50	10,40	M 10 x 1,50	No. 13	No. 13
		M 12	1,75	12,40	M 12 x 1,75	No. 15	No. 15
		MF 14	1,25	12,40	MF 14 x 1,25	No. 16	-
1,0 / 1,5 / 2,5 x D							
4601 13 30312	GR - M 312 113 pz / pcs	M 3	0,50	3,20	M 3 x 0,50	No. 4	No. 4
		M 4	0,70	4,20	M 4 x 0,70	No. 6	No. 6
		M 5	0,80	5,20	M 5 x 0,80	No. 8	No. 8
		M 6	1,00	6,30	M 6 x 1,00	No. 9	No. 9
		M 8	1,25	8,30	M 8 x 1,25	No. 11	No. 11
		M 10	1,50	10,40	M 10 x 1,50	No. 13	No. 13
		M 12	1,75	12,40	M 12 x 1,75	No. 15	No. 15



GR - M 512



GR - M 614



GR - M 312

SET DI RIPARAZIONE PER CANDELE THREAD REPAIR SETS FOR SPARK PLUG

Contenuto:

- Inserti filettati
- Maschio STI
- Utensile di montaggio

Content:

- Thread inserts
- STI Combined thread tap
- Fitting Tool



ART.	Descrizione Description	MF Filetto Thread	mm Passo Pitch	L mm Maschio STI STI Tap	Utensile di montaggio Fitting Tool
8,4 / 12,4 / 16,4 mm					
4615 13 31412	GRZK-14	MF 14	1,25	MF 14 x 1,25	No. 16

Indicato per filetto candele. / Especially for spark plug thread.



GR - ZK14

QUALITÀ PER USO PROFESSIONALE / SUPERIOR INDUSTRIAL QUALITY

**UTENSILI DI MONTAGGIO
FITTING TOOLS**

Per avvitare gli inserti filettati.

To screw in the thread inserts.



4700

ART.	Dimensione Size	M /MF Filetto Thread	UNC Filetto Thread	UNF Filetto Thread	BSW Filetto Thread
4700 15 00004	4	M 3 x 0,5	Nr. 4 x 40 Nr. 5 x 40	Nr. 4 x 48	1/8" x 40
4700 15 00006	6	M 4 x 0,7	Nr. 8 x 32	Nr. 8 x 36	-
4700 15 00008	8	M 5 x 0,8	Nr. 12 x 24	Nr. 10 x 32	-
4700 15 00009	9	M 6 x 1,0	1/4" x 20	1/4" x 28	1/4" x 20
4700 15 00011	11	M 8 x 1,25 M 8 x 1,0	-	5/16" x 24	-
4700 15 00013	13	M 10 x 1,0 M 10 x 1,25 M 10 x 1,5	-	3/4" x 24	-
4700 15 00015	15	M 12 x 1,0 M 12 x 1,25 M 12 x 1,5 M 12 x 1,75	1/2" x 13	1/2" x 20	1/2" x 12
4700 15 00016	16	M 14 x 1,0 M 14 x 1,25 M 14 x 1,5 M 14 x 2,0	9/16" x 12	9/16" x 18	9/16" x 12
4700 15 00018	18	M 16 x 1,5 M 16 x 2,0	5/8" x 11	5/8" x 18	5/8" x 11
4700 15 00020	20	M 18 x 1,5 M 18 x 2,0 M 18 x 2,5	3/4" x 10	-	3/4" x 10
4700 15 00021	21	M 20 x 1,5 M 20 x 2,0 M 20 x 2,5	-	3/4" x 16	-
4700 15 00022	22	M 22 x 1,5 M 22 x 2,0 M 22 x 2,5	7/8" x 9	7/8" x 14	7/8" x 9
4700 15 00023	23	M 24 x 1,5 M 24 x 2,0 M 24 x 2,5	1" x 8	1" x 12	1" x 8

i
Dalla misura M 14 rimuovere il troncone con una pinza o un altro utensile.
From size M 14 please remove the drive stub with a pliers or another object.

**PIN ESTRATTORE
PIN BREAKER**

Per rimuovere il piolo dall'inserto filettato.

To remove the drive stub of the thread insert.



4701

ART.	Dimensione Size	M /MF Filetto Thread	UNC Filetto Thread	UNF Filetto Thread	BSW Filetto Thread
4701 15 00004	4	M 3 x 0,5	Nr. 4 x 40 Nr. 5 x 40	Nr. 4 x 48	1/8" x 40
4701 15 00006	6	M 4 x 0,7	Nr. 8 x 32	Nr. 8 x 36	-
4701 15 00008	8	M 5 x 0,8	Nr. 12 x 24	Nr. 10 x 32	-
4701 15 00009	9	M 6 x 1,0	1/4" x 20	1/4" x 28	1/4" x 20
4701 15 00011	11	M 8 x 1,25 M 8 x 1,0	-	5/16" x 24	-
4701 15 00013	13	M 10 x 1,0 M 10 x 1,25 M 10 x 1,5	-	3/4" x 24	-
4701 15 00015	15	M 12 x 1,0 M 12 x 1,25 M 12 x 1,5 M 12 x 1,75	1/2" x 13	1/2" x 20	1/2" x 12

QUALITÀ PER USO PROFESSIONALE / SUPERIOR INDUSTRIAL QUALITY

MASCHI A MANO STI SINGOLI HSS-G STI SINGLE HAND TAPS HSS-G

- Taglio di filettature interne per inserti filettati secondo ISO 2 (6H)
- Per uso manuale e a macchina
- Imbocco a 4 - 5 spire
- For cutting internal threads for thread inserts according to ISO 2 (6H)
- For manual and machine use
- 4 - 5 pitch chamfer



4800 - 4801

ART.	M Filetto Thread	mm Passo Pitch	Ø mm Pre-foro Core Hole	L mm Totale Overall	L mm Filetto Thread	mm Quadro Square
4800 11 00300	M 3	0,50	3,20	53	13	3,15
4800 11 00400	M 4	0,70	4,20	58	16	4,00
4800 11 00500	M 5	0,80	5,20	66	19	5,00
4800 11 00600	M 6	1,00	6,30	72	22	6,30
4800 11 00800	M 8	1,25	8,30	80	24	8,00
4800 11 01000	M 10	1,50	10,40	89	29	7,10
4800 11 01200	M 12	1,75	12,40	95	30	9,00
4800 11 01400	M 14	2,00	14,50	102	32	10,00
4800 11 01600	M 16	2,00	16,50	112	37	11,20
4800 11 01800	M 18	2,50	18,60	118	38	12,50
4800 11 02000	M 20	2,50	20,60	118	38	12,50
4800 11 02200	M 22	2,50	22,60	130	45	14,00
4800 11 02400	M 24	3,0	24,75	138	48	16,00

ART.	MF Filetto Thread	mm Passo Pitch	Ø mm Pre-foro Core Hole	L mm Totale Overall	L mm Filetto Thread	mm Quadro Square
4801 11 00810	MF 8	1,00	8,30	80	24	8,00
4801 11 01010	MF 10	1,00	10,30	85	25	6,30
4801 11 01012	MF 10	1,25	10,30	85	25	6,30
4801 11 01210	MF 12	1,00	12,30	95	30	9,00
4801 11 01212	MF 12	1,25	12,30	95	30	9,00
4801 11 01215	MF 12	1,50	12,40	95	30	9,00
4801 11 01410	MF 14	1,00	14,30	102	32	10,00
4801 11 01412	MF 14	1,25	14,40	102	32	10,00
4801 11 01415	MF 14	1,50	14,40	102	32	10,00
4801 11 01615	MF 16	1,50	16,40	104	29	11,20
4801 11 01815	MF 18	1,50	18,50	104	29	11,20
4801 11 01820	MF 18	2,00	18,50	104	29	11,20
4801 11 02015	MF 20	1,50	20,50	113	33	12,50
4801 11 02020	MF 20	2,00	20,50	113	33	12,50
4801 11 02215	MF 22	1,50	22,50	120	35	14,00
4801 11 02220	MF 22	2,00	22,50	120	35	14,00
4801 11 02415	MF 24	1,50	24,50	120	35	14,00
4801 11 02420	MF 24	2,00	24,50	127	37	16,00



Confezioni
Packing-unit

06

MASCHIO STI COMBINATO HSS-G, SPECIALE PER CANDELE STI COMBINED-THREAD TAP HSS-G, ESPECIALLY FOR SPARK PLUGS

- Indicato per la riparazione delle filettature delle candele
- Per uso manuale e a macchina
- Con la punta pilota
- Non è necessario praticare un pre-foro
- Especially for repair of spark plug threads
- For manual and machine use
- With pilot-nose
- No need to drill a core hole



4802

ART.	MF Filetto Thread	mm Passo Pitch	Ø mm Punto Point	Ø mm Mezzo Middle	Ø mm Codolo Shank	L1 mm Punto Point	L2 mm	L3 mm Totale Overall	mm Quadro Square
4802 11 01412	MF 14	1,25	14	15,6	12	10	45	90	9,2

Indicato per filetto candele. / Especially for spark plug thread.



FILETTI PER RIPARAZIONI THREAD REPAIR

QUALITÀ PER USO PROFESSIONALE / SUPERIOR INDUSTRIAL QUALITY

PUNTE ELICOIDALI DIN 338 HSS-G TIPO N, SPLIT POINT TWIST DRILLS DIN 338 HSS_G TYPE N, SPLIT POINT

Per acciaio legato e non legato, ghisa, ghisa malleabile, grafite duttile, pressofusione, leghe di alluminio a truciolo corto, ottone e bronzo.

For steel and cast steel alloyed and unalloyed, cast iron, annealed cast iron, ductile graphite iron, diecast, short-chipping aluminium-alloy, brass and bronze.



1121



1121-red.



Confezione: imballo singolo
Individual packaging

ART.	Ø mm	Filetto Thread	L mm Totale Overall	L mm Spirale Flute	mm Quadro Shank
1121 01 00320	3,20	M 3 x 0,50	65	6	cilindrico/cyl.
1121 01 00420	4,20	M 4 x 0,70	75	43	cilindrico/cyl.
1121 01 00520	5,20	M 5 x 0,870	86	52	cilindrico/cyl.
1121 01 00630	6,30	M 6 x 1,00	101	63	cilindrico/cyl.
1121 01 00830	8,30	M 8 x 1,00 / M 8 x 1,25	117	75	cilindrico/cyl.
1121 01 01030	10,30	M 10 x 1,00 / M 10 x 1,25	133	87	cilindrico/cyl.
1121 01 01040	10,40	M 10 x 1,50	133	87	cilindrico/cyl.
1121 01 01230	12,30	M 12 x 1,00 / M 12 x 1,25	151	101	cilindrico/cyl.
1121 01 01240	12,40	M 12 x 1,75 / M 12 x 1,50	151	101	cilindrico/cyl.
1121 01 11430	14,30	M 14 x 1,00	169	114	13 x 30
1121 01 11440	14,40	M 14 x 1,25 / M 14 x 1,50	169	114	13 x 30
1121 01 11450	14,50	M 14 x 2,00	169	114	13 x 30
1121 01 11640	16,40	M 16 x 1,50	184	125	13 x 35
1121 01 11650	16,50	M 16 x 2,00	184	125	13 x 35
1121 01 11850	18,50	M 18 x 1,50 / M 18 x 2,00	198	135	13 x 35
1121 01 11860	18,60	M 18 x 2,50	198	135	13 x 35
1121 01 12050	20,50	M 20 x 1,50 M 20 x 2,00	225	145	13 x 40
1121 01 12060	20,60	M 20 x 2,50	225	145	13 x 40
1121 01 12250	22,50	M 22 x 1,50 M 22 x 2,00	230	155	13 x 40
1121 01 12260	22,60	M 22 x 2,50	230	155	13 x 40
1121 01 12450	24,50	M 24 x 1,50 M 24 x 2,00	250	160	13 x 40
1121 01 12475	24,75	M 24 x 3,00	250	160	13 x 40

QUALITÀ PER USO PROFESSIONALE / SUPERIOR INDUSTRIAL QUALITY

**TABELLA DI APPLICAZIONE DEI RIPARA FILETTI
TABLE OF APPLICATION THREAD REPAIR**

M	mm Min. profondità pre-foro Min. drilling depth core hole					mm Lunghezza maschiatura (incl. scanalature) Tapping length (incl. Chamfer)					mm Lunghezza inserto filettato (dopo l'installazione) Length of thread insert (installed condition)				
	1,0xD	1,5xD	2,0xD	2,5xD	3,0xD	1,0xD	1,5xD	2,0xD	2,5xD	3,0xD	1,0xD	1,5xD	2,0xD	2,5xD	3,0xD
M 2 x 0,40	3,80	4,80	5,80	6,80	7,80	3,40	4,40	5,40	6,40	7,40	2,00	3,00	4,00	5,00	6,00
M 2,5 x 0,45	4,52	5,77	7,02	8,27	9,52	4,07	5,32	6,57	7,82	9,07	2,50	3,75	5,00	6,25	7,50
M 3 x 0,50	5,25	6,75	8,25	9,75	11,25	4,75	6,25	7,75	9,25	10,75	3,00	4,50	6,00	7,50	9,00
M 3,5 x 0,60	6,20	7,95	9,70	11,45	13,20	5,60	7,35	9,10	10,85	12,60	3,50	5,25	7,00	8,75	10,50
M 4 x 0,70	7,15	9,15	11,15	13,15	15,15	6,45	8,45	10,45	12,45	14,45	4,00	6,00	8,00	10,00	12,00
M 5 x 0,80	8,60	11,10	13,60	16,10	18,60	7,80	10,30	12,80	15,30	17,80	5,00	7,50	10,00	12,50	15,00
M 6 x 1,00	10,50	13,50	16,50	19,50	22,50	9,50	12,50	15,50	18,50	21,50	6,00	9,00	12,00	15,00	18,00
M 7 x 1,00	11,50	15,00	18,50	22,00	25,50	10,50	14,00	17,50	21,00	24,50	7,00	10,50	14,00	17,50	21,00
M 8 x 1,00	12,50	16,50	20,50	24,50	28,50	11,50	15,50	19,50	23,50	27,50	8,00	12,00	16,00	20,00	24,00
M 8 x 1,25	13,62	17,62	21,62	25,62	29,62	12,37	16,37	20,37	24,37	28,37	8,00	12,00	16,00	20,00	24,00
M 9 x 1,25	14,62	19,12	23,62	28,13	32,62	13,37	17,87	22,37	26,87	31,37	9,00	13,50	18,00	22,50	27,00
M 10 x 1,00	14,50	19,50	24,50	29,50	34,50	13,50	18,50	23,50	28,50	33,50	10,00	15,00	20,00	25,00	30,00
M 10 x 1,25	15,62	20,62	25,62	30,62	35,62	14,37	19,37	24,37	29,37	34,37	10,00	15,00	20,00	25,00	30,00
M 10 x 1,50	16,75	21,75	26,75	31,75	36,75	15,25	20,25	25,25	30,25	35,25	10,00	15,00	20,00	25,00	30,00
M 11 x 1,50	17,75	23,25	28,75	34,25	39,75	16,25	21,75	27,25	32,75	38,25	11,00	16,50	22,00	27,50	33,00
M 12 x 1,25	17,62	23,62	29,62	35,62	41,62	16,37	22,37	27,37	33,37	39,37	12,00	18,00	24,00	30,00	36,00
M 12 x 1,50	18,75	24,75	30,75	36,75	42,75	17,25	23,25	29,25	35,25	41,25	12,00	18,00	24,00	30,00	36,00
M 12 x 1,75	19,87	25,87	31,87	37,87	43,87	18,12	24,12	30,12	36,12	42,12	12,00	18,00	24,00	30,00	36,00
M 14 x 1,25	19,62	26,62	33,62	40,62	47,62	18,37	25,37	32,37	39,37	46,37	14,00	21,00	28,00	35,00	42,00
M 14 x 1,50	20,75	27,75	34,75	41,75	48,75	19,25	26,25	33,25	40,25	47,25	14,00	21,00	28,00	35,00	42,00
M 14 x 2,00	23,00	30,00	37,00	44,00	51,00	21,00	28,00	35,00	42,00	49,00	14,00	21,00	28,00	35,00	42,00
M 16 x 1,50	22,75	30,75	38,75	46,75	54,75	21,25	29,25	37,25	45,25	53,25	16,00	24,00	32,00	40,00	48,00
M 16 x 2,00	25,00	33,00	41,00	49,00	57,00	23,00	31,00	39,00	47,00	55,00	16,00	24,00	32,00	40,00	48,00
M 18 x 2,00	27,00	36,00	45,00	54,00	63,00	25,00	34,00	43,00	52,00	61,00	18,00	27,00	36,00	45,00	54,00
M 18 x 2,50	29,25	38,25	47,25	56,25	65,25	26,75	35,75	44,75	53,75	62,75	18,00	27,00	36,00	45,00	54,00
M 20 x 1,50	26,75	36,75	46,75	56,75	66,75	25,25	35,25	45,25	55,25	65,25	20,00	30,00	40,00	50,00	60,00
M 20 x 2,00	29,00	39,00	49,00	59,00	69,00	27,00	37,00	47,00	57,00	67,00	20,00	30,00	40,00	50,00	60,00
M 20 x 2,50	31,25	41,25	51,25	61,25	71,25	28,75	38,75	48,75	58,75	68,75	20,00	33,00	40,00	50,00	60,00
M 22 x 1,50	28,75	39,75	50,75	61,75	72,75	27,25	38,25	49,25	60,25	71,25	22,00	33,00	44,00	55,00	66,00
M 22 x 2,00	31,00	42,00	53,00	64,00	75,00	29,00	40,00	51,00	62,00	73,00	22,00	33,00	44,00	55,00	66,00
M 22 x 2,50	33,25	44,25	55,25	66,25	77,25	30,75	41,75	52,75	63,75	74,75	22,00	33,00	44,00	55,00	66,00
M 24 x 2,00	33,00	45,00	57,00	69,00	81,00	31,00	43,00	55,00	67,00	79,00	24,00	36,00	48,00	60,00	72,00
M 24 x 3,00	37,50	49,50	61,50	73,50	85,50	34,50	46,50	58,50	70,50	82,50	24,00	36,00	48,00	60,00	72,00

SVASATORI / PUNTE A GRADINO
COUNTERSINKS / STEP DRILLS

ART.		DIN	Form	Materiale Material	Codolo Shank	Rivestimento Coating	Angolo di taglio Cutting angle	Pagina Page
1700		335	C	HSS - G	cilindrico cyl.	-	90°	97
1701		335	C	HSS - G	cilindrico cyl.	TiN	90°	97
1702		335	C	HSS - G	cilindrico cyl.	TiAlN	90°	97
1710		335	C	HSS - E CO5	cilindrico cyl.	-	90°	99
1714		335	C	PM (ASP)	cilindrico cyl.	-	90°	100
1705		-	-	HSS - G	1/4"	-	90°	101
1703		335	C	HSS - G	cilindrico cyl.	-	90°	102
1704		335	D	HSS - G	MK	-	90°	103
1700-60		334	C	HSS - G	cilindrico cyl.	-	60°	103
1700-75		-	C	HSS - G	cilindrico cyl.	-	75°	104
1700-120		-	C	HSS - G	cilindrico cyl.	-	120°	104
1720		-	-	HSS - G	cilindrico cyl.	-	90°	105
1721		-	-	HSS - G	cilindrico cyl.	TiN	90°	105
1706 - 1708		373	-	HSS - G	cilindrico cyl.	-	180°	106
1716 - 1718		373	-	HSS - G	cilindrico cyl.	TiN	180°	106
1625		8374	-	HSS - G	cilindrico cyl.	-	90°	107
1626		8376	-	HSS - G	cilindrico cyl.	-	180°	107
1740		-	-	HSS - G	cilindrico cyl.	-	-	108
1741		-	-	HSS - G	cilindrico cyl.	TiN	-	108
1742		-	-	HSS - G	cilindrico cyl.	TiAlN	-	108
1743		-	-	HSS - E CO5	cilindrico cyl.	-	-	109
1760		-	-	HSS - G	cilindrico cyl.	-	-	110
1760-1/4"		-	-	HSS - G	1/4"	-	-	111
1761		-	-	HSS - G	cilindrico cyl.	TiN	-	110
1762		-	-	HSS - G	cilindrico cyl.	TiAlN	-	110
1763		-	-	HSS - G	cilindrico cyl.	-	-	112
1765		-	-	HSS - E CO5	cilindrico cyl.	-	-	113

SVASATORI / PUNTE A GRADINO COUNTERSINKS / STEP DRILLS

Acciao Steel			Acciao inossidabile Stainless steel	Titanio legato e non Titanium & Tit. alloys	Ghisa malleabile Malleable cast iron	Alluminio Aluminium	Rame Copper	Ottone Brass	Materiale termo-plastico Thermoset material
< 800 N/mm ²	< 1100 N/mm ²	< 1400 N/mm ²	INOX	TI	GUSS	Al	CU	MS	K
Adatto						Adatto	Adatto	Consigliato	Adatto
Adatto	Consigliato		Consigliato	Consigliato			Consigliato		Adatto
Adatto	Adatto	Adatto	Adatto	Consigliato	Consigliato	Consigliato	Adatto	Adatto	Adatto
Adatto	Adatto		Adatto	Consigliato		Adatto	Adatto	Adatto	Adatto
Adatto	Adatto	Adatto	Adatto	Adatto	Adatto	Adatto	Adatto	Adatto	Adatto
Adatto						Adatto	Adatto	Consigliato	Adatto
Adatto						Adatto	Adatto	Consigliato	Adatto
Adatto						Adatto	Adatto	Consigliato	Adatto
Adatto						Adatto	Adatto	Consigliato	Adatto
Adatto						Adatto	Adatto	Consigliato	Adatto
Adatto						Adatto	Adatto	Consigliato	Adatto
Adatto	Consigliato		Consigliato	Consigliato			Consigliato		Adatto
Adatto						Adatto	Adatto	Consigliato	Adatto
Adatto	Consigliato		Consigliato	Consigliato			Consigliato		Adatto
Adatto	Adatto	Adatto	Adatto	Consigliato	Consigliato	Consigliato	Adatto	Adatto	Adatto
Adatto	Adatto		Adatto	Consigliato		Adatto	Adatto	Adatto	Adatto
Adatto						Adatto	Adatto	Consigliato	Adatto
Adatto						Adatto	Adatto	Consigliato	Adatto
Adatto	Consigliato		Consigliato	Consigliato			Consigliato		Adatto
Adatto	Adatto	Adatto	Adatto	Consigliato	Consigliato	Consigliato	Adatto	Adatto	Adatto
Adatto	Adatto		Adatto	Consigliato		Adatto	Adatto	Consigliato	Adatto
Adatto						Adatto	Adatto	Consigliato	Adatto
Adatto	Adatto		Adatto	Consigliato		Adatto	Adatto	Adatto	Adatto

Adatto / Suitable

Consigliato / Limited suitable

SVASATORI / PUNTE A GRADINO
COUNTERSINKS / STEP DRILLS

ART.		DIN	Qualità Quality	Tipo Type	Descrizione Description	Pagina Page
SVASATORI / COUNTERSINKS						
1700 - 1702		335 C	HSS HSS-TiN HSS-TiAlN	90°	Svasatori Countersinks	97
1710		335 C	HSSE-E Co5	90°	Svasatori in cobalto legato Countersinks Cobalt Alloyed	99
1714		335 C	PM	90°	Svasatori ricavati da polveri sintetizzate Countersinks Powder-Metal	100
1705		BC NORM	HSS	90°	Svasatori, attacco esagonale 1/4" Countersinks, 1/4" hex-shank	101
1820			HSS	90°	Sbavatori a mano Hand deburring tools	101
1703-L 1703-EL		335 C	HSS	90°	Svasatori serie lunga/extra lunga Countersinks, long/extra long version	102
1704		335 D	HSS	90°	Svasatori con attacco conico Countersinks with taper shank	103
1700-60		334 C	HSS	60°	Svasatori Countersinks	103
1700-75		BC NORM	HSS	75°	Svasatori Countersinks	104
1700-120		BC NORM	HSS	120°	Svasatori Countersinks	104
1706 - 1708 1716 - 1718		373	HSS HSS-TiN	180°	Svasatori per sedi viti Flat countersinks	106
1720 - 1721		BC NORM	HSS HSS-TiN	90°	Svasatori con foro trasversale Countersinks with Cross Hole	105
PUNTE A PASSO MULTIPLO / SUBLAND DRILLS						
1625 - 1626		8374 8376	HSS-G	90° 180°	Punte lunghe a passo multiplo Subland Drills Fully Ground, long	107
SVASATORI PER LAMIERA / SHEET METAL DRILLS						
1740 -1742		BC NORM	HSS HSS-TiN HSS-TiAlN		Svasatori per lamiera Sheet Metal Drills	108
1743		BC NORM	HSSE-E Co5		Svasatori per lamiera cobalto legato Sheet Metal Drills Cobalt Alloyed	109
1740		BC NORM	HSS HSS-TiN		Svasatori per lamiera con fermo di profondità Sheet Metal Drills with Backstop	109
PUNTE A GRADINO / STEP DRILLS						
1760 - 1762		BC NORM	HSS HSS-TiN HSS-TiAlN		Punte a gradino Step Drills	110
1760 -1/4"		BC NORM	HSS		Punte a gradino con codolo 1/4" Step Drills with 1/4" Shank	111
1763 - 1765		BC NORM	HSS HSS-E-Co5		Punte a gradino elicoidali Step Drills with spiral flute	112 - 113

SVASATORI COUNTERSINKS

SVASATORI DIN 335 FORMA C 90° HSS COUNTERSINKS DIN 335 TYPE C 90° HSS

Per svasare senza sbavature. Per prolungare la durata dell'utensile e per migliori prestazioni è consigliata una bassa velocità e una corretta lubrificazione.

For countersinking free of chattering and burring. Low cutting-speed and sufficient cooling-liquid will increase lifetime of tool and improve working results.



1700



1701



1702



Confezione: imballo singolo
Individual packaging

	< 800 N/mm ²	< 1100 N/mm ²	< 1400 N/mm ²	INOX	Ti	GUSS	Al	CU	MS	K
1700										
1701										
1702										

ART.	TiN		TiAlN		Ø mm	Ø mm Punta Point	Ø mm Codolo Shank	L mm Totale Overall	DIN 74 AF	DIN 74 BF
	ART.	ART.	ART.	ART.						
1700 03 04390	1701 03 04390	1702 03 04390			4,3	1,3	4	40		
1700 03 05090	1701 03 05090	1702 03 05090			5,0	1,5	4	40	M 2,5	
1700 03 06090	1701 03 06090	1702 03 06090			6,0	1,5	5	45	M3	
1700 03 06390	1701 03 06390	1702 03 06390			6,3	1,5	5	45		M 3
1700 03 07090	1701 03 07090	1702 03 07090			7,0	1,8	6	50	M 3,5	
1700 03 07390	1701 03 07390	1702 03 07390			7,3	1,8	6	50		
1700 03 08090	1701 03 08090	1702 03 08090			8,0	2,0	6	50	M 4	
1700 03 08390	1701 03 08390	1702 03 08390			8,3	2,0	6	50		M 4
1700 03 09490	1701 03 09490	1702 03 09490			9,4	2,2	6	50		
1700 03 10090	1701 03 10090	1702 03 10090			10,0	2,5	6	50	M 5	
1700 03 10490	1701 03 10490	1702 03 10490			10,4	2,5	6	50		M 5
1700 03 11590	1701 03 11590	1702 03 11590			11,5	2,8	8	56	M 6	
1700 03 12090	1701 03 12090	1702 03 12090			12,0	2,8	8	56		
1700 03 12490	1701 03 12490	1702 03 12490			12,4	2,8	8	56		M 6
1700 03 15090	1701 03 15090	1702 03 15090			15,0	3,2	10	60	M 8	
1700 03 16590	1701 03 16590	1702 03 16590			16,5	3,2	10	60		M 8
1700 03 19090	1701 03 19090	1702 03 19090			19,0	3,5	10	63	M 10	
1700 03 20590	1701 03 20590	1702 03 20590			20,5	3,5	10	63		M 10
1700 03 23090	1701 03 23090	1702 03 23090			23,0	3,8	10	67	M 12	
1700 03 25090	1701 03 25090	1702 03 25090			25,0	3,8	10	67		M 12
1700 03 28090	1701 03 28090	1702 03 28090			28,0	4,0	12	71		M 14
1700 03 31090	1701 03 31090	1702 03 31090			31,0	4,2	12	71		M 16
1700 03 40090	-	-			40,0	4,2	13	80		
1700 03 50090	-	-			50,0	4,5	13	92		

Continua nella pagina successiva.
Continued on the next page.

SVASATORI COUNTERSINKS



1700



1701



1702

Cassette in ABS / ABS Boxes

ART.	Tipo Type		Contenuto Content
1700 13 30005	KS 5-K	5 pz / pcs	6,3 / 10,4 / 16,5 / 20,5 / 25,0 mm
1700 13 30006	KS 6-K	6 pz / pcs	6,3 / 8,3 / 10,4 / 12,4 / 16,5 / 20,5 mm
1701 13 30006	KS 5-K TiN	6 pz / pcs	6,3 / 8,3 / 10,4 / 12,4 / 16,5 / 20,5 mm
1702 13 30006	KS 5-K TiAlN	6 pz / pcs	6,3 / 8,3 / 10,4 / 12,4 / 16,5 / 20,5 mm



Cassette in metallo / Metal Boxes

ART.	Tipo Type		Contenuto Content
1700 14 10006	KS 6	6 pz / pcs	6,3 / 8,3 / 10,4 / 12,4 / 16,5 / 20,5 mm
1701 14 10006	KS 6 TiN	6 pz / pcs	6,3 / 8,3 / 10,4 / 12,4 / 16,5 / 20,5 mm
1702 14 10006	KS 5-K TiAlN	6 pz / pcs	6,3 / 8,3 / 10,4 / 12,4 / 16,5 / 20,5 mm



SVASATORI COUNTERSINKS

SVASATORI DIN 335 FORMA C 90° HSS-E (Co5) COUNTERSINKS DIN 335 FORM C 90° HSS-E (Co5)

Per svasare senza sbavature. Per prolungare la durata dell'utensile e per migliori prestazioni è consigliata una bassa velocità e una corretta lubrificazione. Per acciaio inox.

For countersinking free of chattering and burring. Low cutting-speed and sufficient cooling-liquid will increase lifetime of tool and improve working results. For VA materials and stainless steel



1710

< 800 N/mm ²	< 1100 N/mm ²	< 1400 N/mm ²	INOX	Ti	GUSS	Al	CU	MS	K



Confezione: imballo singolo/
Individual packaging

ART.	Ø mm	Ø mm Punta Point	Ø mm Codolo Shank	L mm Totale Overall	DIN 74 BF
1710 03 06390	6,3	1,5	5	45	M 3
1710 03 08390	8,3	2,0	6	50	M 4
1710 03 10490	10,4	2,5	6	50	M 5
1710 03 12490	12,4	2,8	8	56	M 6
1710 03 16590	16,5	3,2	10	60	M 8
1710 03 20590	20,5	3,5	10	63	M 10
1710 03 25090	25,0	3,8	10	67	M 12
1710 03 31090	31,0	4,2	12	71	M 16

Cassette in ABS / ABS Boxes

ART.	Tipo Type		Contenuto Content
1710 13 30005	KS 5-K CO	5 pz / pcs	6,3 / 10,4 / 16,5 / 20,5 / 25,0 mm
1710 13 30006	KS 6-K CO	6 pz / pcs	6,3 / 8,3 / 10,4 / 12,4 / 16,5 / 20,5 mm



Cassette in metallo / Metal Box

ART.	Tipo Type		Contenuto Content
1710 14 10006	KS 6 CO	6 pz / pcs	6,3 / 8,3 / 10,4 / 12,4 / 16,5 / 20,5 mm



SVASATURE SECONDO DIN 74 PER VITI A TESTA SVASATA COUNTERSINKINGS AS PER DIN 74 FOR COUNTERSUNK SCREWS

i

Form AF	Form BF
DIN 963 / DIN 964	DIN 7991 (ISO 10642)
DIN 965 / DIN 966	
DIN 7513 F. u. G.	
DIN 7516 D. u. E.	

SVASATORI COUNTERSINKS

SVASATORI DIN 335 FORMA C 90° RICAIVATI DA POLVERI SINTERIZZATE COUNTERSINKS DIN 335 FORM C 90° POWDER METAL (PM)

Per svasare senza sbavature. Per prolungare la durata dell'utensile e per migliori prestazioni è consigliata una bassa velocità e una corretta lubrificazione. Per acciaio inox, titanio, leghe di titanio e Hardox 400.

For countersinking free of chattering and burring. Low cutting-speed and sufficient cooling-liquid will increase lifetime of tool and improve working results. For materials like VA, titan and hardox 400.



1714

< 800 N/mm ²	< 1100 N/mm ²	< 1400 N/mm ²	INOX	Ti	GUSS	Al	CU	MS	K



Confezione: imballo singolo
Individual packaging

ART.	Ø mm	Ø mm Punta Point	Ø mm Codolo Shank	L mm Totale Overall	DIN 74 BF
1714 03 06390	6,3	1,5	5	45	M 3
1714 03 08390	8,3	2,0	6	50	M 4
1714 03 10490	10,4	2,5	6	50	M 5
1714 03 12490	12,4	2,8	8	56	M 6
1714 03 16590	16,5	3,2	10	60	M 8
1714 03 20590	20,5	3,5	10	63	M 10
1714 03 25090	25,0	3,8	10	67	M 12
1714 03 31090	31,0	4,2	12	71	M 16

Cassetta in ABS / ABS Box

ART.	Tipo Type		Contenuto Content
1714 13 30006	KS 6-K PM	6 pz / pcs	6,3 / 8,3 / 10,4 / 12,4 / 16,5 / 20,5 mm



SVASATORI COUNTERSINKS

SVASATORI 90° HSS-G CON ATTACCO 1/4 ESAGONALE COUNTERSINKS-BITS 90° HSS-G 1/4 HEX SHANK

Per svasare senza sbavature.

For countersinking free of chattering and burring.



1705

< 800 N/mm ²	< 1100 N/mm ²	< 1400 N/mm ²	INOX	Ti	GUSS	Al	CU	MS	K

ART.	Ø mm	Ø mm Punta Point	Ø mm Codolo Shank	L mm Totale Overall
1705 03 06390	6,3	1,5	1/4"	31
1705 03 08390	8,3	2,0	1/4"	31
1705 03 10490	10,4	2,5	1/4"	34
1705 03 12490	12,4	2,8	1/4"	35
1705 03 16590	16,5	3,2	1/4"	40
1705 03 20590	20,5	3,5	1/4"	41

Cassetta in ABS / ABS Box

ART.	Tipo Type		Contenuto Content
1705 13 30006	KSB 6-K	8 pz / pcs	6,3 / 8,3 / 10,4 / 12,4 / 16,5 / 20,5 mm + Portainseri ed impugnatura / Bitholder and Handle



Cassetta in metallo / Metal Box

ART.	Tipo Type		Contenuto Content
1705 14 10006	KSB 6	6 pz / pcs	6,3 / 8,3 / 10,4 / 12,4 / 16,5 / 20,5 mm

SBAVATORI A MANO 90° HSS-G HAND DEBURRING TOOLS 90° HSS-G

Per svasare e sbavare a mano.

For countersinking and deburring by hand.



1820

ART.	Ø mm	Ø mm Punta Point	Ø mm Codolo Shank
1820 03 10490	10,4	2,5	M 5
1820 03 12490	12,4	2,8	M 6
1820 03 16590	16,5	3,2	M 8
1820 03 20590	20,5	3,5	M 10



Confezione: imballo singolo
Individual packaging

IMPUGNATURA PER SBAVATORI A MANO CON ATTACCO 1/4" HANDLE FOR COUNTERSINKS WITH 1/4" BIT-SHANK

Per svasare e sbavare a mano.

For countersinking and deburring by hand.



6300



1820-H

ART.	Tipo Type
1820 03 00001	Impugnatura / Handle
6300 15 01060	Portainseri / Bitholder 60 mm

SVASATORI COUNTERSINKS


SVASATORI TIPO DIN 335 FORMA C 90° HSS-G - SERIE LUNGA ED EXTRA LUNGA COUNTERSINKS SIMILAR TO DIN 335 TYPE C 90° HSS-G - LONG AND EXTRA LONG VERSION

Per svasare senza sbavature. Per prolungare la durata dell'utensile e per migliori prestazioni è consigliata una bassa velocità e una corretta lubrificazione.

For countersinking free of chattering and burring. Low cutting-speed and sufficient cooling-liquid will increase lifetime of tool and improve working results.



1703-L - Serie lunga / Long version



1703-EL - Serie extra lunga / Extra long version

< 800 N/mm ²	< 1100 N/mm ²	< 1400 N/mm ²	INOX	Ti	GUSS	Al	CU	MS	K



Confezione: imballo singolo
Individual packaging

ART.	Ø mm	Ø mm Punta Point	Ø mm Codolo Shank	L mm Totale Overall	DIN 74 BF
Serie lunga / Long version					
1703 03 06390	6,3	1,5	5	85	M 3
1703 03 08390	8,3	2,0	6	85	M 4
1703 03 10490	10,4	2,5	6	88	M 5
1703 03 12490	12,4	2,8	8	108	M 6
1703 03 16590	16,5	3,2	10	112	M 8
1703 03 20590	20,5	3,5	10	115	M 10
Serie extra lunga / Extra long version					
1703 03 06391	6,3	1,5	5	154	M 3
1703 03 08391	8,3	2,0	6	155	M 4
1703 03 10491	10,4	2,5	6	157	M 5
1703 03 12491	12,4	2,8	8	158	M 6
1703 03 16591	16,5	3,2	10	161	M 8
1703 03 20591	20,5	3,5	10	164	M 10

SVASATORI COUNTERSINKS

SVASATORI DIN 335 FORMA D 90° HSS-G, CON ATTACCO CONICO COUNTERSINKS DIN 335 TYPE D 90° HSS-G, WITH TAPER SHANK



1704

< 800 N/mm ²	< 1100 N/mm ²	< 1400 N/mm ²	INOX	Ti	GUSS	Al	CU	MS	K

ART.	Ø mm	Ø mm Punta Point	Conico Taper	L mm Totale Overall	DIN 74 AF	DIN 74 BF
1704 03 15090	15,0	3,2	MK 1	85	M 8	
1704 03 16590	16,5	3,2	MK 1	85		M 8
1704 03 19090	19,0	3,5	MK 2	100	M 10	
1704 03 20590	20,5	3,5	MK 2	100		M 10
1704 03 23090	23,0	3,8	MK 2	106	M 12	
1704 03 25090	25,0	3,8	MK 2	106		M 12
1704 03 26090	26,0	3,8	MK 2	106	M 14	
1704 03 28090	28,0	4,0	MK 2	112		M 14
1704 03 30090	30,0	4,2	MK 2	112	M 16	
1704 03 31090	31,0	4,2	MK 2	112		M 16
1704 03 34090	34,0	4,5	MK 2	118	M 18	M 18
1704 03 37090	37,0	4,8	MK 2	118	M 20	M 20
1704 03 40090	40,0	10,0	MK 3	140		
1704 03 50090	50,0	14,0	MK 3	150		
1704 03 63090	63,0	16,0	MK 4	180		
1704 03 80090	80,0	22,0	MK 4	190		



Confezione: imballo singolo
Individual packaging

SVASATORI DIN 334 FORMA C 60° HSS-G COUNTERSINKS DIN 334 TYPE C 60° HSS-G

Per svasare senza sbavature. Per prolungare la durata dell'utensile e per migliori prestazioni è consigliata una bassa velocità e una corretta lubrificazione.

For countersinking free of chattering and burring. Low cutting-speed and sufficient cooling-liquid will increase lifetime of tool and improve working results.



1700-60

< 800 N/mm ²	< 1100 N/mm ²	< 1400 N/mm ²	INOX	Ti	GUSS	Al	CU	MS	K

ART.	Ø mm	Ø mm Punta Point	Ø mm Codolo Shank	L mm Totale Overall
1700 03 06360	6,3	1,6	5	45
1700 03 08060	8,0	2,0	6	50
1700 03 10060	10,0	2,5	6	50
1700 03 12560	12,5	3,2	8	56
1700 03 16060	16,0	4,0	10	63
1700 03 20060	20,0	5,0	10	67
1700 03 25060	25,0	6,3	10	71
1700 03 30060	30,0	7,1	12	71



Confezione: imballo singolo
Individual packaging

SVASATORI COUNTERSINKS

SVASATORI FORMA C 75° HSS COUNTERSINKS TYPE C 75° HSS



1700-75

< 800 N/mm ²	< 1100 N/mm ²	< 1400 N/mm ²	INOX	Ti	GUSS	Al	CU	MS	K

ART.	Ø mm	Ø mm Punta Point	Ø mm Codolo Shank	L mm Totale Overall
1700 03 06375	6,3	1,6	5	45
1700 03 08375	8,3	2,0	6	50
1700 03 10475	10,4	2,5	6	50
1700 03 12475	12,4	3,2	8	56
1700 03 16575	16,5	4,0	10	63
1700 03 20575	20,5	5,0	10	67
1700 03 25075	25,0	6,3	10	71

SVASATORI FORMA C 120° HSS COUNTERSINKS TYPE C 120° HSS



1700-120

ART.	Ø mm	Ø mm Punta Point	Ø mm Codolo Shank	L mm Totale Overall
1700 03 06312	6,3	1,6	5	45
1700 03 08312	8,3	2,0	6	50
1700 03 10412	10,4	2,5	6	50
1700 03 12412	12,4	3,0	8	56
1700 03 16512	16,5	3,5	10	63
1700 03 20512	20,5	4,0	10	67
1700 03 25012	25,0	5,0	10	71

SVASATORI COUNTERSINKSS


SBAVATORI HSS CON FORO TRASVERSALE COUNTERSINKS HSS WITH CROSS HOLE

Per svasare senza sbavature. Per prolungare la durata dell'utensile e per migliori prestazioni è consigliata una bassa velocità e una corretta lubrificazione.

For countersinking free of chattering and burring. Low cutting-speed and sufficient cooling-liquid will increase lifetime of tool and improve working results.



1720



1721

	< 800 N/mm ²	< 1100 N/mm ²	< 1400 N/mm ²	INOX	Ti	GUSS	Al	CU	MS	K
1720										
1721										

		TiN			
ART.	ART.	Grandezza Size	mm Foro Range	Ø mm Codolo Shank	L mm Totale Overall
1720 03 00001	1721 03 00001	1	2 - 5	6	45
1720 03 00002	1721 03 00002	2	5 - 10	8	48
1720 03 00003	1721 03 00003	3	10 - 15	10	65
1720 03 00004	1721 03 00004	4	15 - 20	12	85
1720 03 00005	1721 03 00005	5	20 - 25	12	102
1720 03 00006	-	6	25 - 30	15	115



Confezione: imballo singolo
Individual packaging

Cassetta in ABS / ABS Box

ART.	Tipo Type		Contenuto Content
1720 13 30004	QS 4-K	4 pz / pcs	Grandezza / Size: 1 / 2 / 3 / 4 Foro / Range: 2-5 / 5-10 / 10-15 / 15-20 mm



Cassetta in metallo / Metal Box

ART.	Tipo Type		Contenuto Content
1720 14 10004	QS 4	4 pz / pcs	Grandezza / Size: 1 / 2 / 3 / 4 Foro / Range: 2-5 / 5-10 / 10-15 / 15-20 mm



SVASATORI COUNTERSINKS

FRESE PER SEDI VITI A TESTA CILINDRICA DIN 373 HSS CON GUIDA FISSA FLAT COUNTERSINKS DIN 373 HSS WITH FIXED GUIDE

Per sedi viti a testa cilindrica, bulloni e dadi esagonali. **Secondo norme DIN 74, foglio 2 forma H, J, K.**

For producing countersinkings for cylinderhead screws, thread-cutting screws and thread-furrowing screws. **For countersinkings according to DIN 74, Sheet 2, form H – J – K.**



1706 - 1707 - 1708



1716 - 1717 - 1718

	< 800 N/mm ²	< 1100 N/mm ²	< 1400 N/mm ²	INOX	Ti	GUSS	Al	CU	MS	K
1706 - 1708										
1716 - 1718										



Confezione: imballo singolo
Individual packaging

TiN		M	Ø mm	Ø mm	Ø mm	Ø mm
ART.	ART.	Filetto Thread	Riduzione Countersink	Guida Pilot	Codolo Shank	Totale Overall
Foro passante fine / Fine grade						
1706 03 00300	1716 03 00300	M 3	6	3,2	5,0	71
1706 03 00400	1716 03 00400	M 4	8	4,3	5,0	71
1706 03 00500	1716 03 00500	M 5	10	5,3	8,0	80
1706 03 00600	1716 03 00600	M 6	11	6,4	8,0	80
1706 03 00800	1716 03 00800	M 8	15	8,4	100	100
1706 03 01000	1716 03 01000	M 10	18	10,5	100	100
1706 03 01200	1716 03 01200	M 12	20	13,0	100	100
Foro passante medio / Medium grade						
1707 03 00300	1717 03 00300	M 3	6	3,4	5,0	71
1707 03 00400	1717 03 00400	M 4	8	4,5	5,0	71
1707 03 00500	1717 03 00500	M 5	10	5,5	8,0	80
1707 03 00600	1717 03 00600	M 6	11	6,6	8,0	80
1707 03 00800	1717 03 00800	M 8	15	9,0	12,5	100
1707 03 01000	1717 03 01000	M 10	18	11,0	12,5	100
1707 03 01200	1717 03 01200	M 12	20	13,5	12,5	100
Pre-foro / Grade for thread core hole						
1708 03 00300	1718 03 00300	M 3	6	2,5	5,0	71
1708 03 00400	1718 03 00400	M 4	8	3,3	5,0	71
1708 03 00500	1718 03 00500	M 5	10	4,2	8,0	80
1708 03 00600	1718 03 00600	M 6	11	5,0	8,0	80
1708 03 00800	1718 03 00800	M 8	15	6,8	12,5	100
1708 03 01000	1718 03 01000	M 10	18	8,5	12,5	100
1708 03 01200	1718 03 01200	M 12	20	10,2	12,5	100

Cassetta in ABS / ABS Box

ART.	Tipo Type		Contenuto Content
1706 13 30006	FS 6-FK	6 pz / pcs	Fine / Fine Grade M 3 - M 10
1707 13 30006	FS 6-MK	6 pz / pcs	Medio / Medium Grade M 3 - M 10
1708 13 30006	FS 6-KK	6 pz / pcs	Pre-foro / Thread Core Hole M 3 - M 10



PUNTE A GRADINO STEP DRILLS

PUNTE LUNGHE A PASSO MULTIPLO HSS-G SUBLAND DRILLS HSS-G, LONG

Per fori passanti e per sedi viti a testa svasata a 90° (art. 1625) e 180° (art. 1626).

For drilling of through holes and screw head counterborings with 90° (code 1625) and 180° (code 1626) angle.



1625



1626

< 800 N/mm ²	< 1100 N/mm ²	< 1400 N/mm ²	INOX	Ti	GUSS	Al	CU	MS	K



Confezione: imballo singolo
Individual packaging

ART.	M Filetto Thread	Ø mm Gradino Step	Ø mm Riduzione Countersink	L mm Gradino Step	L mm Spirale Flute	L mm Totale Overall
Esecuzione fine per foro passante / Fine grade for through hole						
1625 03 00300	M 3	3,2	6,0	9	57	93
1625 03 00400	M 4	4,3	8,0	11	75	117
1625 03 00500	M 5	5,3	10,0	13	87	133
1625 03 00600	M 6	6,4	11,5	15	93	142
1625 03 00800	M 8	8,4	15,0	19	115	169
1625 03 01000	M 10	10,5	18,0	23	134	198
Esecuzione media per foro passante / Medium grade for through hole						
1626 03 00300	M 3	3,4	6	9	57	93
1626 03 00400	M 4	4,5	8	11	75	117
1626 03 00500	M 5	5,5	10	13	87	133
1626 03 00600	M 6	6,6	11	15	93	142
1626 03 00800	M 8	9,0	15	19	115	169
1626 03 01000	M 10	11,0	18	23	134	198

SVASATORI COUNTERSINKS

SVASATORI PER LAMIERA HSS SHEET METAL DRILLS HSS

Per allargare fori in lamiere, profilati, tubi etc.

For drilling bigger holes in thin materials like sheet metal, profiles, pipes etc.



1740



1741



1742

	< 800 N/mm ²	< 1100 N/mm ²	< 1400 N/mm ²	INOX	Ti	GUSS	Al	CU	MS	K
1740										
1741										
1742										



Confezione: imballo singolo
Individual packaging

ART.	TiN	TiAIN	Grandezza Size	mm Foro Range	Ø mm Codolo Shank	L mm Totale Overall
	ART.	ART.				
1740 03 00001	1741 03 00001	1742 03 00001	1	3 - 14	6	58
1740 03 00002	1741 03 00002	1742 03 00002	2	6 - 20	8	70
1740 03 00003	1741 03 00003	1742 03 00003	3	16 - 30,5	9	76
1740 03 00004	1741 03 00004	1742 03 00004	4	26 - 40	10	87
1740 03 00005	1741 03 00005	1742 03 00005	5	36 - 50	12	97
1740 03 00007	1741 03 00007	1742 03 00007	L	6 - 30	10	90

Cassette in ABS / ABS Boxes

ART.	Tipo Type		Contenuto Content
1740 13 30003	B 3-K	3 pz / pcs	Grandezza / Size: 1 / 2 / 3
1742 13 30003	B 3-K TiAIN	3 pz / pcs	Grandezza / Size: 1 / 2 / 3



Cassette in metallo / Metal Boxes

ART.	Tipo Type		Contenuto Content
1740 14 10003	B 3	3 pz / pcs	Grandezza / Size: 1 / 2 / 3
1741 14 10003	B 3-K TiN	3 pz / pcs	Grandezza / Size: 1 / 2 / 3



SVASATORI COUNTERSINKS

SVASATORI PER LAMIERA HSS-E (CO5) SHEET METAL DRILLS HSSE-E (CO5)



1743

< 800 N/mm ²	< 1100 N/mm ²	< 1400 N/mm ²	INOX	Ti	GUSS	Al	CU	MS	K

ART.	Grandezza Size	mm Foro Range	Ø mm Codolo Shank	L mm Totale Overall
1743 03 00001	1	3 - 14	6	58
1743 03 00002	2	6 - 20	8	70
1743 03 00003	3	16 - 30,5	9	76

Cassetta in ABS / ABS Box

ART.	Tipo Type		Contenuto Content
1743 13 30003	B 3-K CO	3 pz / pcs	Grandezza / Size: 1 / 2 / 3



Cassetta in metallo / Metal Box

ART.	Tipo Type		Contenuto Content
1743 14 10003	B 3 CO	3 pz / pcs	Grandezza / Size: 1 / 2 / 3

SVASATORI PER LAMIERA HSS CON FERMO DI PROFONDITÀ SHEET METAL DRILLS HSS WITH BACKSTOP

Per allargare fori in lamiere, profilati, tubi etc.

For drilling bigger holes in thin materials like sheet metal, profiles, pipes etc.



1740



1741 - TiN

		TiN			
ART.	ART.	Grandezza Size	mm Foro Range	Ø mm Codolo Shank	L mm Totale Overall
1740 03 00011	-	1 A	2,5 - 7,8	6	48
1740 03 00022	-	2 A	2,5 - 10,2	6	53
1740 03 00033	-	3 A	2,5 - 11,8	6	57
1740 03 00044	1741 03 00044	4 A	3 - 15	6	68



Confezione: imballo singolo
Individual packaging

Con fermo di profondità / With backstop



i

PUNTE A GRADINO STEP DRILLS

PUNTE A GRADINO HSS STEP DRILLS HSS

Per allargare fori in lamiere fino a 2 mm di spessore e metalli non ferrosi fino a 4 mm di spessore.

For drilling bigger holes in thin materials like sheet metal up to 2 mm thickness, non ferrous metal up to 4 mm thickness.



1760



1761



1762

	< 800 N/mm ²	< 1100 N/mm ²	< 1400 N/mm ²	INOX	Ti	GUSS	Al	CU	MS	K
1760										
1761										
1762										



Confezione: imballo singolo
Individual packaging

ART.	TiN	TiAIN	Grandezza Size	mm Foro Range	mm Gradini Steps	Ø mm Codolo Shank	L mm Totale Overall
	ART.	ART.					
1760 03 00001	1761 03 00001	1762 03 00001	1	4 - 12	9	6	65
1760 03 00002	1761 03 00002	1762 03 00002	2	12 - 20	9	8	66
1760 03 00003	1761 03 00003	1762 03 00003	3	20 - 30	11	10	82
1760 03 00011	1761 03 00011	1762 03 00011	1 A	4 - 12	5	6	65
1760 03 00022	1761 03 00022	1762 03 00022	2 A	4 - 20	9	8	75
1760 03 00033	1761 03 00033	1762 03 00033	3 A	4 - 30	14	10	100
1760 03 00044	-	-	4	6 - 26,75	8	10	75
1760 03 00055	1761 03 00055	1762 03 00055	5	6 - 37	12	10	100
1760 03 00066	1761 03 00066	1762 03 00066	6	4 - 39	13	10	107
1760 03 00099	-	-	9	5,3 - 30,5	9	10	79
1760 03 01010	-	-	10	6,5 - 38,5	11	10	96
1760 03 01111	-	-	11	6,5 - 32,5	9	10	79
1760 03 01212	-	-	12	6,5 - 40,5	11	10	96

Cassette in ABS / ABS Boxes

ART.	Tipo Type		Contenuto Content
1760 13 30003	STB 3-K	3 pz / pcs	Grandezza / Size: 1 / 2A / 3A Foro / Range: 4-12 / 4-20 / 4-30 mm
1762 13 30003	STB 3-K TiAIN	3 pz / pcs	Grandezza / Size: 1 / 2A / 3A Foro / Range: 4-12 / 4-20 / 4-30 mm



Cassette in metallo / Metal Boxes

ART.	Tipo Type		Contenuto Content
1760 14 10003	STB 3	3 pz / pcs	Grandezza / Size: 1 / 2A / 3A Foro / Range: 4-12 / 4-20 / 4-30 mm
1761 14 10003	STB 3 TiN	3 pz / pcs	Grandezza / Size: 1 / 2A / 3A Foro / Range: 4-12 / 4-20 / 4-30 mm

PUNTE A GRADINO STEP DRILLS

PUNTE A GRADINO 1/4" CODOLO ESAGONALE STEP DRILLS HSS 1/4" HEX SHANK

Per allargare fori in lamiere fino a 2 mm di spessore e metalli non ferrosi fino a 4 mm di spessore.

For drilling bigger holes in thin materials like sheet metal up to 2 mm thickness, non ferrous metal up to 4 mm thickness.



1760-1/4"

< 800 N/mm ²	< 1100 N/mm ²	< 1400 N/mm ²	INOX	Ti	GUSS	Al	CU	MS	K



Confezione: imballo singolo
Individual packaging

ART.	Grandezza Size	mm Foro Range	Gradini Steps	Ø mm Codolo Shank	L mm Totale Overall
1760 03 10001	1	4 - 12	9	1/4"	68
1760 03 10022	2 A	4 - 20	9	1/4"	78
1760 03 10033	3 A	4 - 30	14	1/4"	103

- Facilità d'uso e di cambio dell'utensile
- Può essere usato anche per mandrini standard
- Un'ottima presa grazie all'attacco esagonale e di conseguenza anche ottima trasmissione
- Adatto per tutti i portainseriti da 1/4"
- Particolarmente adatto per elettrotensili a batteria

- Easy handling and quick change of tool
- Can also be used in conventional drill chucks
- No slipping due to hexagon-shank = Optimum power transmission
- Fits in all bit-holders 1/4"
- Especially suitable for cordless machines



i

SVASATORI / PUNTE A GRADINO COUNTERSINKS / STEP DRILLS

PUNTE A GRADINO ELICOIDALI HSS-G STEP DRILLS HSS-G WITH SPIRAL FLUTE

Per allargare fori in lamiere fino a 2 mm di spessore e metalli non ferrosi fino a 4 mm di spessore. L'elica permette un migliore scarico dei trucioli e ottime prestazioni di taglio.

For drilling bigger holes in thin materials like sheet metal up to 2 mm thickness, non ferrous metal up to 4 mm thickness. Due to spiral flute optimized chip flow and better cutting performance.



1763

< 800 N/mm ²	< 1100 N/mm ²	< 1400 N/mm ²	INOX	Ti	GUSS	Al	CU	MS	K



Confezione: imballo singolo
Individual packaging

ART.	Grandezza Size	mm Foro Range	Gradini Steps	Ø mm Codolo Shank	L mm Totale Overall
1763 03 00001	1 S	4 - 12	9	6	65
1763 03 00022	2 A-S	4 - 20	9	8	75
1763 03 00033	3 A-S	4 - 30	14	10	100
1763 03 00066	6-S	4 - 39	13	10	107

Cassetta in ABS / ABS Box

ART.	Tipo Type		Contenuto Content
1763 13 30003	STB 3-KS	3 pz / pcs	Grandezza / Size: 1 / 2 A / 3 A Foro / Range: 4-12 / 4-20 / 4-30 mm



Cassetta in metallo / Metal Box

ART.	Tipo Type		Contenuto Content
1763 14 10003	STB 3-S	3 pz / pcs	Grandezza / Size: 1 / 2 A / 3 A Foro / Range: 4-12 / 4-20 / 4-30 mm



SVASATORI / PUNTE A GRADINO COUNTERSINKS / STEP DRILLS

PUNTE A GRADINO ELICOIDALI HSS-E (Co5) STEP DRILLS HSS-E (Co5) WITH SPIRAL FLUTE

Per allargare fori in lamiere fino a 2 mm di spessore e metalli non ferrosi fino a 4 mm di spessore. L'elica permette un migliore scarico dei trucioli e ottime prestazioni di taglio. Per acciaio inox.

For drilling bigger holes in thin materials like sheet metal up to 2 mm thickness, non ferrous metal up to 4 mm thickness. Due to spiral flute optimized chip flow and better cutting performance. For VA materials and stainless steel.



1765

< 800 N/mm ²	< 1100 N/mm ²	< 1400 N/mm ²	INOX	Ti	GUSS	Al	CU	MS	K



Confezione: imballo singolo
Individual packaging

ART.	Grandezza Size	mm Foro Range	Gradini Steps	Ø mm Codolo Shank	L mm Totale Overall
1765 03 00001	1 S	4 - 12	9	6	65
1765 03 00022	2 A-S	4 - 20	9	8	75
1765 03 00033	3 A-S	4 - 30	14	10	100
1765 03 00066	6-S	4 - 39	13	10	107

Cassetta in ABS / ABS Box

ART.	Tipo Type		Contenuto Content
1765 13 30003	STB 3-KS CO	3 pz / pcs	Grandezza / Size: 1 / 2 A / 3 A Foro / Range: 4-12 / 4-20 / 4-30 mm



06

Cassetta in metallo / Metal Box

ART.	Tipo Type		Contenuto Content
1765 14 10003	STB 3-S CO	3 pz / pcs	Grandezza / Size: 1 / 2 A / 3 A Foro / Range: 4-12 / 4-20 / 4-30 mm



DATI TECNICI PUNTE A GRADINO / TECHNICAL DATA STEP DRILLS

Grandezza Size	mm Foro Range	Gradini Steps	1	2	3	4	5	6	7	8	9	10	11	12	13	14
1	4 - 12	9	4,0	5,0	6,0	7,0	8,0	9,0	10,0	11,0	12,0					
2	12 - 20	9	12,0	13,0	14,0	15,0	16,0	17,0	18,0	19,0	20,0					
3	20 - 30	11	20,0	21,0	22,0	23,0	24,0	25,0	26,0	27,0	28,0	29,0	30,0			
1 A	4 - 12	5	4,0	6,0	8,0	10,0	12,0									
2 A	4 - 20	9	4,0	6,0	8,0	10,0	12,0	14,0	16,0	18,0	20,0					
3 A	4 - 30	14	4,0	6,0	8,0	10,0	12,0	14,0	16,0	18,0	20,0	22,0	24,0	26,0	28,0	30,0
4	6 - 26,75	8	6,0	9,0	11,4	14,0	17,25	19,0	21,25	26,75						
5	6 - 37	12	6,0	9,0	12,5	15,2	18,6	20,4	22,5	26,0	28,3	30,5	34,0	37,0		
6	4 - 39	13	4,0	6,0	9,0	12,0	15,0	18,0	21,0	24,0	27,0	30,0	33,0	36,0	39,0	
9	5,3 - 30,5	9	5,3	7,0	9,0	10,5	14,5	18,5	23,5	27,0	30,5					
10	5,3 - 38,5	11	5,3	7,0	9,0	10,5	14,5	18,5	23,5	27,0	30,5	34,5	38,5			
11	6,5 - 32,5	9	6,5	8,5	10,5	12,5	16,5	20,5	25,5	29,0	32,5					
12	6,5 - 40,5	11	6,5	8,5	10,5	12,5	16,5	20,5	25,5	29,0	32,5	36,5	40,5			

PUNTE A GRADINO STEP DRILLS

TABELLA DELLE APPLICAZIONI PER PUNTE A GRADINI IN HSS E HSS-E (CO5)
TABLE OF APPLICATION FOR STEP DRILLS HSS AND HSS-E (CO5)

Grandezza Size	Ø Descrizione/ Description						
1 A	Per fori metrici / For metric hole diameters						
	4,0 mm	6,0 mm	8,0 mm	10,0 mm	12,0 mm		
2 A / 2 AS	Per fori metrici / For metric hole diameters						
	4,0 mm	6,0 mm	8,0 mm	10,0 mm	12,0 mm	14,0 mm	16,0 mm
	18,0 mm	20,0 mm					
3 A / 3AS	Per fori metrici / For metric hole diameters						
	4,0 mm	6,0 mm	8,0 mm	10,0 mm	12,0 mm	14,0 mm	16,0 mm
	18,0 mm	20,0 mm	22,0 mm	24,0 mm	26,0 mm	28,0 mm	30,0 mm
1 / 1-S	Per fori metrici / For metric hole diameters						
	4,0 mm	5,0 mm	6,0 mm	7,0 mm	8,0 mm	9,0 mm	10,0 mm
2	Per fori metrici / For metric hole diameters						
	11,0 mm	12,0 mm					
	12,0 mm	13,0 mm	14,0 mm	15,0 mm	16,0 mm	17,0 mm	18,0 mm
3	Per fori metrici / For metric hole diameters						
	19,0 mm	20,0 mm					
	20,0 mm	21,0 mm	22,0 mm	23,0 mm	24,0 mm	25,0 mm	26,0 mm
4	Per montaggio pressacavi in acciaio (fori passanti) / For steel conduit threads (core holes)						
	PG 7	PG 9	PG 11	POG 13,5	PG 16	PG 21	
	11,4 mm	14,0 mm	17,25 mm	19,0 mm	21,25 mm	26,75 mm	
5	Per montaggio pressacavi in acciaio (fori passanti) / For steel conduit threads (through holes)						
	PG 7	PG 9	PG 11	POG 13,5	PG 16	PG 21	PG 29
	12,5 mm	15,2 mm	18,6 mm	20,4 mm	22,5 mm	28,3 mm	37,0 mm
6 / 6-S	Per fori metrici / For metric hole diameters						
	4,0 mm	6,0 mm	9,0 mm	12,0 mm	15,0 mm	18,0 mm	21,0 mm
	24,0 mm	27,0 mm	30,0 mm	33,0 mm	36,0 mm	39,0 mm	
9	Per precassavi e fori metrici secondo norme DIN/EN 60423 For metric cable connections, core holes according DIN/EN 60423						
	M 6	M 8	M 10	M 12	M 16	M 20	M 25
	5,3 mm	7,0 mm	9,0 mm	10,5 mm	14,5 mm	18,5 mm	23,5 mm
	M 32						
10	Per precassavi e fori metrici secondo norme DIN/EN 60423 For metric cable connections, core holes according DIN/EN 60423						
	30,5 mm						
	M 6	M 8	M 10	M 12	M 16	M 20	M 25
	5,3 mm	7,0 mm	9,0 mm	10,5 mm	14,5 mm	18,5 mm	23,5 mm
11	Per precassavi e fori metrici secondo norme DIN/EN 50262 For metric cable connections, core holes according DIN/EN 50262						
	M 32	M 40					
	30,5 mm	38,5 mm					
	M 6	M 8	M 10	M 12	M 16	M 20	M 25
12	Per precassavi e fori metrici secondo norme DIN/EN 50262 For metric cable connections, core holes according DIN/EN 50262						
	6,5 mm	8,5 mm	10,5 mm	12,5 mm	16,5 mm	20,5 mm	25,5 mm
	M 32	M 40					
	32,5 mm	40,5 mm					

SVASATORI / PUNTE A GRADINO COUNTERSINKS / STEP DRILLS

PARAMETRI D'IMPIEGO CONSIGLIATI PER SVASATORI PER LAMIERA APPLICATION RECOMMENDATION FOR SHEET METAL DRILLS

mm	Acciaio da costruzione non legato fino a 700 N/mm ² Unalloyed structural steel up to 700 N/mm ²	Acciaio legato e non legato fino a 700 N/mm ² Alloy and unalloyed steel up to 700 N/mm ²	Ghisa fino a 250 N/mm ² Cast iron up to 250 N/mm ²	Ghisa oltre 250 N/mm ² Cast iron over 250 N/mm ²	Ottone cotto Soft brass	Ottone crudo Hard brass	Leghe di alluminio fino a 11% Si Aluminium alloys up to 11% Si	Materie termoplastiche Thermo-plastic	Materiali plastici termoindurenti Duroplast
Ø	RPM								
3,0-14,0	3185-682	2123-455	1592-341	1062-227	6369-1365	3715-796	3185-682	2123-455	1592-341
4,0-20,0	1911-478	1274-318	955-239	637-159	3822-955	2229-557	1911-478	1274-318	955-239
16,0-30,5	597-313	398-209	299-157	199-104	1194-627	697-365	597-313	398-209	299-157
24,0-40,0	398-239	265-159	199-119	133-80	796-478	464-279	398-239	265-159	199-119
36,0-50,0	265-191	177-127	133-96	88-64	531-382	310-223	265-191	177-127	133-96
40,0-61,0	239-157	159-104	119-78	80-52	478-313	279-183	239-157	159-104	119-78
5,0-25,4	1911-376	1274-251	955-188	637-125	3822-752	2229-439	1911-376	1274-251	955-188
5,0-31,0	1911-308	1274-205	955-154	637-103	3822-616	2229-360	1911-308	1274-205	955-154
5,0-22,5	1911-425	1274-283	955-212	637-142	3822-849	2229-495	1911-425	1274-283	955-212

PARAMETRI D'IMPIEGO CONSIGLIATI PER PUNTE A GRADINO APPLICATION RECOMMENDATION FOR STEP DRILLS

mm	Acciaio da costruzione non legato Unalloyed structural steel	Acciaio legato Alloy steel	Ghisa Cast iron	Ottone cotto Soft brass	Ottone crudo Hard brass	Leghe di alluminio fino a 11% Si Aluminium alloys up to 11% Si	Materie termoplastiche Thermo-plastic	Materiali plastici termoindurenti Duroplast
Ø	RPM							
4,0-12,0	800-2400	500-1600	300-800	1600-4800	900-2800	800-2400	500-1600	400-1200
4,0-20,0	500-2400	300-1600	200-800	100-4800	600-2800	500-2400	300-1600	200-1200
4,0-30,0	300-2400	200-1600	100-800	600-4800	400-2800	300-2400	200-1600	200-1200
4,0-39,0	300-1600	200-1100	100-500	500-3200	300-1900	300-1600	200-1100	100-800
6,0-26,75	400-1600	200-1100	100-500	700-3200	400-1900	400-1600	200-1100	200-800
4,0-32,0	300-2400	200-1600	100-800	600-4800	300-2800	300-2400	200-1600	100-1200
6,0-32,0	300-1600	200-1100	100-500	600-3200	300-1900	300-1600	200-1100	100-800
5,0-28,0	300-1900	200-1300	100-600	700-3800	400-2200	300-1900	200-1300	200-1000
6,0-37,0	300-1600	200-1100	100-500	500-3200	300-1900	300-1600	200-1100	100-800
6,0-25,0	400-1600	300-1100	100-500	800-3200	400-1900	400-1600	300-1100	200-800
5,3-30,5	300-1800	200-1200	100-600	600-3600	400-2100	300-1800	200-1200	200-900
6,5-32,5	300-1500	200-1000	100-500	600-2900	300-700	300-1500	200-1000	100-700
5,3-38,5	200-1800	200-1200	100-600	500-3600	300-2100	200-1800	200-1200	100-900
6,5-40,5	200-1500	200-1000	100-500	500-2900	300-1700	200-1500	200-1000	100-700
6,5-32,5	300-1500	200-1000	100-500	600-2900	300-1700	300-1500	200-1000	100-700
12,0-20,0	500-800	300-500	200-300	600-1600	600-900	500-800	300-500	200-400
20,0-30,0	300-500	200-300	100-200	600-1000	400-600	300-500	200-300	200-200

SVASATORI COUNTERSINKS

PARAMETRI D'IMPIEGO CONSIGLIATI PER SVASATORI APPLICATION RECOMMENDATION FOR COUNTERSINKS

mm	Acciaio da costruzione non legato Unalloyed structural steel	Acciaio legato Alloy steel	Ghisa Cast iron	Ottone cotto Soft brass	Ottone crudo Hard brass	Leghe di alluminio fino a 11% Si Aluminium alloys up to 11% Si	Materie termoplastiche Thermo-plastic	Materiali plastici termindurenti Duroplast
Ø	RPM							
4,3	1296	741	667	2963	1481	1481	1111	741
5,0	115	637	574	2548	1274	1274	955	637
5,3	1052	601	541	2404	1202	1202	901	601
5,8	961	549	494	2196	1098	1098	824	549
6,0	929	531	478	2123	1062	1062	796	531
6,3	885	506	455	2022	1011	1011	758	506
7,0	796	455	410	1820	910	910	682	455
7,3	764	436	393	1745	873	873	654	436
8,0	697	398	358	1592	796	796	597	398
8,3	672	384	346	1535	767	767	576	384
9,4	593	339	305	1355	678	678	508	339
10,0	558	318	287	1274	637	637	478	318
10,4	536	306	276	1225	612	612	459	306
11,5	485	277	250	1108	554	554	415	277
12,0	465	265	239	1062	531	531	398	265
12,4	450	257	231	1027	514	514	385	257
12,5	446	255	230	1019	510	510	382	255
13,4	416	238	214	951	475	475	356	238
15,0	372	212	191	849	425	425	318	212
16,0	349	199	179	796	398	398	299	199
16,5	338	193	174	772	386	386	290	193
19,0	293	168	151	670	335	335	251	168
20,0	279	159	143	637	318	318	239	159
20,5	272	155	140	621	311	311	233	155
23,0	243	138	125	554	277	277	208	138
25,0	223	127	115	510	255	255	191	127
26,0	215	122	110	490	245	245	184	122
28,0	199	114	103	455	227	227	171	114
30,0	186	106	96	425	212	212	159	106
31,0	180	103	93	411	205	205	154	103
31,5	177	101	91	404	202	202	152	101
34,0	164	94	85	375	187	187	141	94
37,0	151	86	78	344	172	172	129	86
40,0	139	80	72	318	159	159	119	80
50,0	112	64	58	255	127	127	96	64
63,0	89	51	46	202	101	101	76	51
80,0	70	40	36	159	80	80	60	40

FRESE ROTATIVE IN MD CARBIDE ROTARY BURRS

ART.		DIN	Qualità	Tipo Type	Descrizione Description	Pagina Page
Frese rotative Gambo 6 mm / Rotary Burrs Shank 6 mm						
5100 - 5104		8033*	TC	A	Frese rotative cilindriche Rotary Burrs Cylinder	120
5105 - 5109		8033*	TC	B	Frese rotative cilindriche con taglio frontale Rotary Burrs Cylinder with Endcut	121
5110 - 5114		8033*	TC	C	Frese rotative cilindriche sferiche Rotary Burrs Ball Nosed Cylinder	122
5115 - 5119		8033*	TC	D	Frese rotative con testa a sfera Rotary Burrs Ball	123
5120 - 5124		8033*	TC	E	Frese rotative ovali Rotary Burrs Oval	124
5125 - 5129		8033*	TC	F	Frese rotative ad albero Rotary Burrs Ball nosed Tree	125
5130 - 5134		8033*	TC	G	Frese rotative a ogiva Rotary Burrs Pointed Tree	126
5135 - 5136		BC NORM	TC	H	Frese rotative a fiamma Rotary Burrs Flame	127
5140 - 5141		8033*	TC	J	Frese rotative a svasare 60° Rotary Burrs Countersink 60°	127
5145 - 5146		8033*	TC	K	Frese rotative a svasare 90° Rotary Burrs Countersink 90°	127
5150 - 5154		8033*	TC	L	Frese rotative con punta arrotondata Rotary Burrs Ball Nosed Cone	128
5155 - 5159		8033*	TC	M	Frese rotative a cono Rotary Burrs Cone	129
5160 - 5161		8033*	TC	N	Frese rotative a cono rovesciato Rotary Burrs Inverted Cone	129
5100 - 5154		8033*	TC		Mini frese rotative in metallo duro, gambo 3 mm Miniature Carbide Rotary Burrs, Shank 3 mm	130
5105 - 5110		8033*	TC		Frese rotative, gambo 8 mm Rotary Burrs, Shank 8 mm	131
5105 - 5110		8033*	TC		Frese rotative, extra lunghe, gambo 8 mm Rotary Burrs, extra long, Shank 8 mm	132
5900					Confezioni + espositore Sets + display	132

* Le frese rotative sono prodotte in modo simile alla DIN 8033 / * Rotary Burrs are produced similar to DIN 8033

FRESE ROTATIVE IN MD CARBIDE ROTARY BURRS

Z3-X



Frese rotative in metallo duro a dentatura trasversale per un'elevata asportazione di ghisa, acciaio e acciaio inossidabile.

Carbide rotary burrs with cross toothing for high stock removal of cast iron, steel and stainless steel.

Z3-X

TiAlN



Frese rotative in metallo duro a dentatura trasversale con rivestimento supplementare TiAlN. Il rivestimento TiAlN garantisce una migliore resistenza superficiale e al calore aumentando la durata dell'utensile.

Carbide rotary burrs with cross toothing and additional TiAlN-coating. Due to the coating the rotary burrs have a higher surface hardness and a higher heat resistance which increases the lifetime of tool.

Z4



Frese rotanti in metallo duro con dentatura diamantata fine per materiali più duri.

Carbide rotary burrs with fine diamond toothing for hardest materials.

Z5



Frese rotanti in metallo duro con dentatura singola fine per una ottimale finitura superficiale. Per la lavorazione di ghisa, acciaio, acciaio inossidabile e materiali più duri.

Carbide rotary burrs with fine single toothing for a clean surface finish. For machining cast iron, steel, stainless steel and harder materials.

Z-ALU



Frese rotative in metallo duro con dentatura in alluminio per la lavorazione di alluminio e leghe di alluminio, metalli non ferrosi e materie plastiche.

Carbide rotary burrs with aluminium-toothing for machining of aluminium and aluminium-alloys, non-ferrous metals and plastics.

Z3-X



3 mm Codolo / 3 mm Shank

Mini frese rotative in metallo duro.

Miniature Carbide Rotary Burrs.

Z3-X



Versione lunga / Long version

Frese rotanti in metallo duro con gambo allungato per raggiungere luoghi difficilmente accessibili.

Carbide rotary burrs with long shank for difficult accessible places.

FRESE ROTATIVE IN MD CARBIDE ROTARY BURRS

APPLICAZIONI CONSIGLIATE / APPLICATION RECOMMENDATION				
Materiali Materials			Taglio Cutting	Velocità di taglio Cutting speed
Acciaio, fusioni d'acciaio Steel, cast steel	Acciai non bonificati fino a 1.200 N/mm ² (< 38 HRC) Uncured, non-tempered steels up to 1.200 N/mm ² (< 38 HRC)	Acciai da costruzione, acciai al carbonio, acciai per utensili, acciai non legati, acciai da cementazione, fusioni d'acciaio. Structural steels, carbon steels, tools steels, unalloyed steels, insert steels, cast steel.	Z 3 - X	450 - 600 m/min
	Acciai temprati, bonificati oltre 1.200 N/mm ² (> 38 HRC) Hardened, tempered steels up to 1.200 N/mm ² (> 38 HRC)	Acciai per utensili, acciai bonificati, acciai legati, fusioni d'acciaio. Tool steels, tempered steels, alloyed steels, cast steel.	Z 3 - X Z 4 Z 5	250 - 350 m/min
Acciaio inossidabile (Inox) Stainless steel (Inox)	Acciai resistenti alla corrosione e agli acidi Rust and acid resistant steels	Acciai austenitici e ferritici. Austenitic and ferritic stainless steels.	Z 3 - X Z 4 Z 5	250 - 350 m/min
Metalli non ferrosi Non-ferrous metals	Metalli teneri non ferrosi, metalli non ferrosi Non-ferrous soft metal, non-ferrous metal	Leghe di alluminio, ottone, rame, zinco. Aluminium alloys, brass, copper, zinc.	Z - ALU	600 - 900 m/min
	Metalli duri non ferrosi Non ferrous hard metal	Bronzo, titanio/leghe di titanio, leghe di alluminio dure (elevato contenuto in silicio). Bronze, titanium/alloys, hard aluminium alloys (high silicon content).	Z 3 - X Z 4	250 - 350 m/min
	Metalli termoresistenti Heat-resistant metals	Leghe a base di nichel e cobalto (costruzione di propulsori e turbine). Alloys based on nickel and cobalt (construction of engines and turbines).	Z 3 - X Z 4 Z 5	300 - 450 m/min
Ghisa Cast iron	Ghisa grigia, ghisa bianca Gray and white cast iron	Ghisa con grafite lamellare EN-GJL (GG), con grafite sferica/ghisa sferoidale EN-GJS (GGG), ghisa bianca temprata EN-GJMW (GTW), ghisa grigia temprata EN-GJMB (GTS). Cast iron with lamellar graphite EN-GJL (GG), with spherical graphite/ductile cast iron EN-GJS (GGG), white hardened cast iron EN-GJMW (GTW), gray hardened cast iron EN-GJMB (GTS).	Z 3 - X	450 - 600 m/min

06

Ø mm	VELOCITÀ DI TAGLIO / CUTTING SPEED Vc = m/min							
	250	300	350	400	450	500	600	900
	U / MIN							
2	40.000	48.000	56.000	64.000	72.000	80.000	95.000	143.000
4	20.000	24.000	28.000	32.000	36.000	40.000	48.000	72.000
6	13.000	16.000	19.000	21.000	24.000	27.000	32.000	48.000
8	10.000	12.000	14.000	16.000	18.000	20.000	24.000	36.000
10	8.000	10.000	11.000	13.000	14.000	16.000	19.000	29.000
12	7.000	8.000	9.000	11.000	12.000	13.000	16.000	24.000
16	5.000	6.000	7.000	8.000	9.000	10.000	12.000	18.000
19	4.000	5.000	6.000	6.000	7.000	8.000	10.000	14.000

Nota: I numeri di giri indicati nella tabella sono validi per le frese con gambo normale. Il numero massimo di giri per le frese con gambo lungo vedere colonna Vc = 250 m/min.


Note: The above indicated speeds are valid for the normal shank-length. You can find the maximum recommended speed for burrs with long shank under column Vc = 250 m/min.

FRESE ROTATIVE IN MD CARBIDE ROTARY BURRS

FRESE ROTATIVE IN METALLO DURO CILINDRICHE FORMA A (ZYA) SENZA TAGLIO FRONTALE CARBIDE ROTARY BURRS SHAPE A CYLINDER (ZYA) WITHOUT ENDCUT

Per lavori di sbavatura, smussatura bordi e per lavorazioni sui punti di saldatura e sulle superfici.

To deburr, break edges, trim, process welding seams and surface processing.



Confezione: imballo singolo
Individual packaging

Z3-X	Z3-X TiAIN	Z4	Z5	Z-ALU	Ø mm Fresa Head	L mm Fresa Head	L mm Totale Overall	Ø mm Codolo Shank
ART.	ART.	ART.	ART.	ART.				
3 mm Codolo / Shank								
5100 03 00303	5101 03 00303	-	5104 03 00303	-	3,0	13	38	3
5100 03 00603	5101 03 00603	-	5104 03 00603	-	6,0	13	48	3
6 mm Codolo / Shank								
5100 03 00600	5101 03 00600	5102 03 00600	5104 03 00600	5103 03 00600	6,0	16	50	6
5100 03 00800	5101 03 00800	5102 03 00800	5104 03 00800	-	8,0	20	64	6
5100 03 01000	5101 03 01000	5102 03 01000	5104 03 01000	5103 03 01000	10,0	20	64	6
5100 03 01200	5101 03 01200	5102 03 01200	5104 03 01200	5103 03 01200	12,0	25	70	6
5100 03 01600	5101 03 01600	-	-	-	16,0	25	70	6
5100 03 01900	5101 03 01900	-	-	-	19,0	25	70	6
8 mm Codolo / Shank								
5100 03 01208	5101 03 01208	-	-	-	12,0	25	70	8
5100 03 01608	5101 03 01608	-	-	-	16,0	25	70	8

FRESE ROTATIVE IN METALLO DURO CILINDRICHE FORMA A (ZYA) SENZA TAGLIO FRONTALE, SERIE LUNGA CARBIDE ROTARY BURRS SHAPE A CYLINDER (ZYA) WITHOUT ENDCUT, LONG VERSION



5100 - L

Z3-X	Z3-X TiAIN	Ø mm Fresa Head	L mm Fresa Head	L mm Totale Overall	Ø mm Codolo Shank
ART.	ART.				
6 mm Codolo / Shank					
5100 03 06100	5101 03 06100	6,0	16	100	6
5100 03 06150	5101 03 06150	6,0	16	150	6
5100 03 08170	5101 03 08170	8,0	20	170	6
5100 03 10170	5101 03 10170	10,0	20	170	6
5100 03 12175	5101 03 12175	12,0	25	175	6

Note: Si prega di utilizzare velocità ridotta! Dettagli a pagina 119. / Note: Please use reduced speed! Details on page 119.

FRESE ROTATIVE IN MD CARBIDE ROTARY BURRS

FRESE ROTATIVE IN METALLO DURO CILINDRICHE FORMA B (ZYA) CON TAGLIO FRONTALE CARBIDE ROTARY BURRS SHAPE B CYLINDER (ZYA) WITH ENDCUT

Per lavori di sbavatura, smussatura bordi e per lavorazioni sui punti di saldatura e sulle superfici.

To deburr, break edges, trim, process welding seams and surface processing.



5105



5107



5109



5108

Z3-X	Z3-X TiAIN	Z4	Z5	Z-ALU	Ø mm Fresa Head	L mm Fresa Head	L mm Totale Overall	Ø mm Codolo Shank
					3 mm Codolo / Shank			
5105 03 00303	5106 03 00303	-	5109 03 00303	5108 03 00303	3,0	13	38	3
5105 03 00603	5106 03 00603	-	5109 03 00603	5108 03 00603	6,0	13	48	3
					6 mm Codolo / Shank			
5105 03 00600	5106 03 00600	5107 03 00600	5109 03 00600	5108 03 00600	6,0	16	50	6
5105 03 00800	5106 03 00800	5107 03 00800	5109 03 00800	-	8,0	20	64	6
5105 03 01000	5106 03 01000	5107 03 01000	5109 03 01000	5108 03 01000	10,0	20	64	6
5105 03 01200	5106 03 01200	5107 03 01200	5109 03 01200	5108 03 01200	12,0	25	70	6
5105 03 01600	5106 03 01600	-	-	-	16,0	25	70	6
5105 03 01900	5106 03 01900	-	-	-	19,0	25	70	6
					8 mm Codolo / Shank			
5105 03 01208	5106 03 01208	-	-	-	12,0	25	70	8
5105 03 01608	5106 03 01608	-	-	-	16,0	25	70	8

FRESE ROTATIVE CILINDRICHE IN METALLO DURO FORMA B (ZYA) CON TAGLIO FRONTALE, SERIE LUNGA CARBIDE ROTARY BURRS SHAPE B CYLINDER (ZYA) WITH ENDCUT, LONG VERSION



5105 - L

Z3-X	Z3-X TiAIN	Ø mm Fresa Head	L mm Fresa Head	L mm Totale Overall	Ø mm Codolo Shank
6 mm Codolo / Shank					
5105 03 06100	5106 03 06100	6,0	16	100	6
5105 03 06150	5106 03 06150	6,0	16	150	6
5105 03 08170	5106 03 08170	8,0	20	170	6
5105 03 10170	5106 03 10170	10,0	20	170	6
5105 03 12175	5106 03 12175	12,0	25	175	6

Note: Si prega di utilizzare velocità ridotta! Dettagli a pagina 119. / Note: Please use reduced speed! Details on page 119.

FRESE ROTATIVE IN MD CARBIDE ROTARY BURRS

FRESE ROTATIVE IN METALLO DURO CILINDRICHE SFERICHE FORMA C (WRC) CARBIDE ROTARY BURRS SHAPE C BALL NOSED CYLINDER (WRC)

Per lavori di sbavatura, smussatura bordi e per lavorazioni sui punti di saldatura e sulle superfici.

To deburr, break edges, trim, process welding seams and surface processing.



5110




5112



5114



5113



Confezione: imballo singolo
Individual packaging

					Ø mm Fresa Head	L mm Fresa Head	L mm Totale Overall	Ø mm Codolo Shank
					3 mm Codolo / Shank			
ART.								
5110 03 00303	5111 03 00303	-	5114 03 00303	5113 03 00303	3,0	13	38	3
5110 03 00603	5111 03 00603	-	5114 03 00603	5113 03 00603	6,0	13	48	3
					6 mm Codolo / Shank			
5110 03 00600	5111 03 00600	5112 03 00600	5114 03 00600	5113 03 00600	6,0	16	50	6
5110 03 00800	5111 03 00800	5112 03 00800	5114 03 00800	-	8,0	20	64	6
5110 03 01000	5111 03 01000	5112 03 01000	5114 03 01000	5113 03 01000	10,0	25	64	6
5110 03 01200	5111 03 01200	5112 03 01200	5114 03 01200	5113 03 01200	12,0	25	70	6
5110 03 01600	5111 03 01600	-	-	-	16,0	25	70	6
5110 03 01900	5111 03 01900	-	-	-	19,0	25	70	6
					8 mm Codolo / Shank			
5110 03 01208	5111 03 01208	-	-	-	12,0	25	70	8
5110 03 01608	5111 03 01608	-	-	-	16,0	25	70	8

FRESE ROTATIVE IN METALLO DURO CILINDRICHE SFERICHE FORMA C (WRC), SERIE LUNGA CARBIDE ROTARY BURRS SHAPE C BALL NOSED CYLINDER (WRC), LONG VERSION



5110 - L

		Ø mm Fresa Head	L mm Fresa Head	L mm Totale Overall	Ø mm Codolo Shank
		6 mm Codolo / Shank			
ART.					
5110 03 06100	5111 03 06100	6,0	16	100	6
5110 03 06150	5111 03 06150	6,0	16	150	6
5110 03 08170	5111 03 08170	8,0	20	170	6
5110 03 10170	5111 03 10170	10,0	20	170	6
5110 03 12175	5111 03 12175	12,0	25	175	6

Note: Si prega di utilizzare velocità ridotta! Dettagli a pagina 119. / Note: Please use reduced speed! Details on page 119.

FRESE ROTATIVE IN MD CARBIDE ROTARY BURRS

FRESE ROTATIVE IN METALLO DURO CON TESTA A SFERA FORMA D (KUD) CARBIDE ROTARY BURRS SHAPE D BALL (KUD)

Per lavori di sbavatura, smussatura bordi e per lavorazioni sui punti di saldatura e sulle superfici.

To deburr, break edges, trim, process welding seams and surface processing.



5115



5117



5119



5118

Z3-X	Z3-X TiAlN	Z4	Z5	Z-ALU	Ø mm Fresa Head	L mm Fresa Head	L mm Totale Overall	Ø mm Codolo Shank
ART.					3 mm Codolo / Shank			
5115 03 00303	5116 03 00303	-	5119 03 00303	5118 03 00303	3,0	2,5	38	3
5115 03 00403	5116 03 00403	-	-	-	4,0	3,0	38	3
5115 03 00603	5116 03 00603	-	5119 03 00603	5118 03 00603	6,0	5,0	40	3
					6 mm Codolo / Shank			
5115 03 00600	5116 03 00600	5117 03 00600	-	5118 03 00600	6,0	5,0	50	6
5115 03 00800	5116 03 00800	5117 03 00800	-	-	8,0	6,0	52	6
5115 03 01000	5116 03 01000	5117 03 01000	5119 03 01000	5118 03 01000	10,0	9,0	54	6
5115 03 01200	5116 03 01200	5117 03 01200	5119 03 01200	5118 03 01200	12,0	10,0	56	6
5115 03 01600	5116 03 01600	-	-	-	16,0	14,0	59	6
5115 03 01900	5116 03 01900	-	-	-	19,0	18,0	63	6
					8 mm Codolo / Shank			
5115 03 01208	5116 03 01208	-	-	-	12,0	10	56	8
5115 03 01608	5116 03 01608	-	-	-	16,0	14	59	8

FRESE ROTATIVE CON TESTA A SFERA IN METALLO DURO FORMA D (KUD), SERIE LUNGA CARBIDE ROTARY BURRS SHAPE D BALL (KUD), LONG VERSION



5115 - L

Z3-X	Z3-X TiAlN	Ø mm Fresa Head	L mm Fresa Head	L mm Totale Overall	Ø mm Codolo Shank
ART.		6 mm Codolo / Shank			
5115 03 08170	5116 03 08170	8,0	6	170	6
5115 03 10170	5116 03 10170	10,0	8	170	6
5115 03 12175	5116 03 12175	12,0	11	175	6

Note: Si prega di utilizzare velocità ridotta! Dettagli a pagina 119. / Note: Please use reduced speed! Details on page 119.

FRESE ROTATIVE IN MD CARBIDE ROTARY BURRS

FRESE ROTATIVE IN METALLO DURO FORMA E OVALE (TRE) CARBIDE ROTARY BURRS SHAPE E OVAL (TRE)

Per lavori di sbavatura, smussatura bordi e per lavorazioni sui punti di saldatura e sulle superfici.

To deburr, break edges, trim, process welding seams and surface processing.



5120



5121 - TiAIN



5124



Confezione: imballo singolo
Individual packaging

Z3-X	Z3-X TiAIN	Z5	Ø mm Fresa Head	L mm Fresa Head	L mm Totale Overall	Ø mm Codolo Shank
ART.	ART.	ART.				
3 mm Codolo / Shank						
5120 03 00303	5121 03 00303	5124 03 00303	3,0	6	38	3
5120 03 00603	5121 03 00603	5124 03 00603	6,0	10	45	3
6 mm Codolo / Shank						
5120 03 00600	5121 03 00600	-	6,0	10	50	6
5120 03 00800	5121 03 00800	-	8,0	13	60	6
5120 03 01000	5121 03 01000	-	10,0	16	60	6
5120 03 01200	5121 03 01200	-	12,0	20	65	6
5120 03 01600	5121 03 01600	-	16,0	25	70	6
5120 03 01900	5121 03 01900	-	19,0	25	70	6
8 mm Codolo / Shank						
5120 03 01208	5121 03 01208	-	12,0	20	65	8
5120 03 01608	5121 03 01608	-	16,0	25	70	8

FRESE ROTATIVE IN METALLO DURO FORMA E OVALE (TRE), SERIE LUNGA CARBIDE ROTARY BURRS SHAPE E OVAL (TRE), LONG VERSION



5120 - L

Z3-X	Z3-X TiAIN	Ø mm Fresa Head	L mm Fresa Head	L mm Totale Overall	Ø mm Codolo Shank
ART.	ART.				
6 mm Codolo / Shank					
5120 03 10170	5121 03 10170	10,0	16	170	6
5120 03 12175	5121 03 12175	12,0	22	175	6

Note: Si prega di utilizzare velocità ridotta! Dettagli a pagina 119. / Note: Please use reduced speed! Details on page 119.

FRESE ROTATIVE IN MD CARBIDE ROTARY BURRS

FRESE ROTATIVE IN METALLO DURO AD ALBERO FORMA F (RBF) CARBIDE ROTARY BURRS SHAPE F NOSED TREE (RBF)

Per lavori di sbavatura, smussatura bordi e per lavorazioni sui punti di saldatura e sulle superfici.

To deburr, break edges, trim, process welding seams and surface processing.



5125



5127



5129



5128



Confezione: imballo singolo
Individual packaging

Z3-X	Z3-X TiAlN	Z4	Z5	Z-ALU	Ø mm Fresa Head	L mm Fresa Head	L mm Totale Overall	Ø mm Codolo Shank
ART.	ART.	ART.	ART.	ART.	3 mm Codolo / Shank			
5125 03 00303	5126 03 00303	-	5129 03 00303	5128 03 00303	3,0	13	38	3
5125 03 00603	5126 03 00603	-	5129 03 00603	5128 03 00603	6,0	13	48	3
					6 mm Codolo / Shank			
5125 03 00600	5126 03 00600	5127 03 00600	5129 03 00600	5128 03 00600	6,0	18	60	6
5125 03 00800	5126 03 00800	5127 03 00800	5129 03 00800	-	8,0	20	64	6
5125 03 01000	5126 03 01000	5127 03 01000	5129 03 01000	5128 03 01000	10,0	20	64	6
5125 03 01200	5126 03 01200	5127 03 01200	5129 03 01200	5128 03 01200	12,0	25	70	6
5125 03 01600	5126 03 01600	-	-	-	16,0	25	70	6
5125 03 01900	5126 03 01900	-	-	-	19,0	25	70	6
					8 mm Codolo / Shank			
5125 03 01208	5126 03 01208	-	-	-	12,0	25	70	8
5125 03 01608	5126 03 01608	-	-	-	16,0	25	70	8

FRESE ROTATIVE IN METALLO DURO AD ALBERO FORMA F (RBF), SERIE LUNGA CARBIDE ROTARY BURRS SHAPE F NOSED TREE (RBF), LONG VERSION



5125 - L

Z3-X	Z3-X TiAlN	Ø mm Fresa Head	L mm Fresa Head	L mm Totale Overall	Ø mm Codolo Shank
ART.	ART.	6 mm Codolo / Shank			
5125 03 06150	5126 03 06150	6,0	16	150	6
5125 03 10170	5126 03 10170	10,0	20	170	6
5125 03 12175	5126 03 12175	12,0	25	175	6

Note: Si prega di utilizzare velocità ridotta! Dettagli a pagina 119. / Note: Please use reduced speed! Details on page 119.

FRESE ROTATIVE IN MD CARBIDE ROTARY BURRS

FRESE ROTATIVE IN METALLO DURO A OGIVA FORMA G (SPG) CARBIDE ROTARY BURRS SHAPE G POINTED TREE (SPG)

Per lavori di sbavatura, smussatura bordi e per lavorazioni sui punti di saldatura e sulle superfici.

To deburr, break edges, trim, process welding seams and surface processing.



5130



5134



5133



Confezione: imballo singolo
Individual packaging

Z3-X	Z3-X TiAlN	Z5	Z-ALU	Ø mm Fresa Head	L mm Fresa Head	L mm Totale Overall	Ø mm Codolo Shank
ART.	ART.	ART.	ART.				
3 mm Codolo / Shank							
5130 03 00303	5131 03 00303	5134 03 00303	5133 03 00303	3,0	13	38	3
5130 03 00603	5131 03 00603	5134 03 00603	5133 03 00603	6,0	13	48	3
6 mm Codolo / Shank							
5130 03 00600	5131 03 00600	5134 03 00600	-	6,0	16	50	6
5130 03 00800	5131 03 00800	5134 03 00800	-	8,0	20	64	6
5130 03 01000	5131 03 01000	5134 03 01000	-	10,0	20	64	6
5130 03 01200	5131 03 01200	5134 03 01200	5133 03 01200	12,0	25	70	6
5130 03 01600	5131 03 01600	-	-	16,0	25	70	6
5130 03 01900	5131 03 01900	-	-	19,0	25	70	6
8 mm Codolo / Shank							
5130 03 01208	5131 03 01208	-	-	12,0	25	70	8
5130 03 01608	5131 03 01608	-	-	16,0	25	70	8

FRESE ROTATIVE IN METALLO DURO A OGIVA FORMA G (SPG), SERIE LUNGA CARBIDE ROTARY BURRS SHAPE G POINTED TREE (SPG), LONG VERSION



5130 - L

Z3-X	Z3-X TiAlN	Ø mm Fresa Head	L mm Fresa Head	L mm Totale Overall	Ø mm Codolo Shank
ART.	ART.				
6 mm Codolo / Shank					
5130 03 10170	5131 03 10170	10,0	20	170	6
5130 03 12175	5131 03 12175	12,0	25	175	6

Note: Si prega di utilizzare velocità ridotta! Dettagli a pagina 119. / Note: Please use reduced speed! Details on page 119.

FRESE ROTATIVE IN MD CARBIDE ROTARY BURRS

FRESE ROTATIVE IN METALLO DURO A FIAMMA FORMA H (FLH) CARBIDE ROTARY BURRS SHAPE H FLAME (FLH)

Per lavori di sbavatura, smussatura bordi e per lavorazioni sui punti di saldatura e sulle superfici.

To deburr, break edges, trim, process welding seams and surface processing.



5135



5136 - TiAlN

Z3-X		Z3-X TiAlN		Ø mm	L mm	L mm	Ø mm
ART.				Fresa Head	Fresa Head	Totale Overall	Codolo Shank
3 mm Codolo / Shank							
5135 03 00303	5136 03 00303			3,0	6	38	3
6 mm Codolo / Shank							
5135 03 00600	5136 03 00600			6,0	18	50	6
5135 03 00800	5136 03 00800			8,0	20	64	6
5135 03 01000	5136 03 01000			10,0	20	64	6
5135 03 01200	5136 03 01200			12,0	32	77	6
5135 03 01600	5136 03 01600			16,0	36	81	6
5135 03 01900	5136 03 01900			19,0	38	83	6

FRESE ROTATIVE IN METALLO DURO A SVASARE 60° FORMA J (KSJ) CARBIDE ROTARY BURRS SHAPE J COUNTERSINK 60° (KSJ)

Per lavori di sbavatura, smussatura bordi e per lavorazioni sui punti di saldatura e sulle superfici.

To deburr, break edges, trim, process welding seams and surface processing.



5140



5141 - TiAlN

Z3-X		Z3-X TiAlN		Ø mm	L mm	L mm	Ø mm
ART.				Fresa Head	Fresa Head	Totale Overall	Codolo Shank
3 mm Codolo / Shank							
5140 03 00303	-			3,0	2,5	38	3
6 mm Codolo / Shank							
5140 03 00600	5141 03 00600			6,0	4,0	50	6
5140 03 01000	-			10,0	8,0	53	6
5140 03 01200	5141 03 01200			12,0	11,0	55	6
5140 03 01600	-			16,0	14,0	60	6

FRESE ROTATIVE IN METALLO DURO A SVASARE 90° FORMA K (KSK) CARBIDE ROTARY BURRS SHAPE K COUNTERSINK 90° (KSK)

Per lavori di sbavatura, smussatura bordi e per lavorazioni sui punti di saldatura e sulle superfici.

To deburr, break edges, trim, process welding seams and surface processing.



5145



5146 - TiAlN

Z3-X		Z3-X TiAlN		Ø mm	L mm	L mm	Ø mm
ART.				Fresa Head	Fresa Head	Totale Overall	Codolo Shank
3 mm Codolo / Shank							
5145 03 00303	-			3,0	1,5	38	3
6 mm Codolo / Shank							
5145 03 00600	5146 03 00600			6,0	3,0	50	6
5145 03 01000	-			10,0	4,7	50	6
5145 03 01200	5146 03 01200			12,0	6,0	52	6
5145 03 01600	-			16,0	8,0	54	6

FRESE ROTATIVE IN MD CARBIDE ROTARY BURRS

FRESE ROTATIVE IN METALLO DURO CON PUNTA ARROTONDATA FORMA L (KEL) CARBIDE ROTARY BURRS SHAPE L BALL NOSED CONE (KEL)

Per lavori di sbavatura, smussatura botdi e per lavorazioni sui punti di saldatura e sulle superfici.

To deburr, break edges, trim, process welding seams and surface processing.



5150



5154



5153



Confezione: imballo singolo
Individual packaging

				Ø mm Fresa Head	L mm Fresa Head	L mm Totale Overall	Ø mm Codolo Shank
Z3-X	Z3- X TiAlN	Z5	Z-ALU				
ART.							
3 mm Codolo / Shank							
5150 03 00303	5151 03 00303	5154 03 00303	-	3,0	13	38	3
5150 03 00603	5151 03 00603	5154 03 00603	-	6,0	13	48	3
6 mm Codolo / Shank							
5150 03 00600	5151 03 00600	-	5153 03 00600	6,0	16	50	6
5150 03 00800	5151 03 00800	5154 03 00800	-	8,0	22	68	6
5150 03 01000	5151 03 01000	5154 03 01000	5153 03 01000	10,0	25	72	6
5150 03 01200	5151 03 01200	5154 03 01200	5153 03 01200	12,0	28	75	6
5150 03 01600	5151 03 01600	-	5153 03 01600	16,0	33	78	6
5150 03 01900	5151 03 01900	-	-	19,0	38	83	6
8 mm Codolo / Shank							
5150 03 01208	5151 03 01208	-	-	12,0	28	75	8
5150 03 01608	5151 03 01608	-	-	16,0	33	78	8

FRESE ROTATIVE IN METALLO DURO CON PUNTA ARROTONDATA FORMA L (KEL), SERIE LUNGA CARBIDE ROTARY BURRS SHAPE L BALLED NOSED CONE (KEL), LONG VERSION



5150 - L

Z3-X	Z3- X TiAlN				
ART.		Ø mm Fresa Head	L mm Fresa Head	L mm Totale Overall	Ø mm Codolo Shank
6 mm Codolo / Shank					
5150 03 10170	5151 03 10170	10,0	25	170	6
5150 03 12175	5151 03 12175	12,0	28	175	6

Note: Si prega di utilizzare velocità ridotta! Dettagli a pagina 119. / Note: Please use reduced speed! Details on page 119d.

FRESE ROTATIVE IN MD CARBIDE ROTARY BURRS

FRESE ROTATIVE IN METALLO DURO A CONO FORMA M (SKM) CARBIDE ROTARY BURRS SHAPE M CONE (SKM)

Per lavori di sbavatura, smussatura bordi e per lavorazioni sui punti di saldatura e sulle superfici.

To deburr, break edges, trim, process welding seams and surface processing.



5155



5156 TiAlN



5159



Confezione: imballo singolo
Individual packaging

			Ø mm Fresa Head	L mm Fresa Head	L mm Totale Overall	Ø mm Codolo Shank
Z3-X	Z3-X TiAlN	Z5	3 mm Codolo / Shank			
ART.	ART.	ART.				
5155 03 00303	5156 03 00303	-	3,0	13	38	3
5155 03 00603	5156 03 00603	5159 03 00603	6,0	13	40	3
			6 mm Codolo / Shank			
5155 03 00600	5156 03 00600	-	6,0	18	50	6
5155 03 00800	5156 03 00800	-	8,0	20	64	6
5155 03 01000	5156 03 01000	-	10,0	20	64	6
5155 03 01200	5156 03 01200	-	12,0	25	71	6
5155 03 01600	5156 03 01600	-	16,0	25	71	6

FRESE ROTATIVE IN METALLO DURO A CONO ROVESCiato FORMA N (WKN) CARBIDE ROTARY BURRS SHAPE N INVERTED CONE (WKN)

Per lavori di sbavatura, smussatura bordi e per lavorazioni sui punti di saldatura e sulle superfici.

To deburr, break edges, trim, process welding seams and surface processing.



5160



5161 - TiAlN

Z3-X	Z3-X TiAlN	Ø mm Fresa Head	L mm Fresa Head	L mm Totale Overall	Ø mm Codolo Shank
ART.	ART.	3 mm Codolo / Shank			
5160 03 00303	-	3,0	4,0	38	3
		6 mm Codolo / Shank			
5160 03 00600	5161 03 00600	6,0	7,0	50	6
5160 03 01000	-	10,0	9,5	55	6
5160 03 01200	5161 03 01200	12,0	13,0	58	6
5160 03 01600	-	16,0	16,0	62	6



Confezione: imballo singolo
Individual packaging

FRESE ROTATIVE IN MD CARBIDE ROTARY BURRS

MINI FRESE ROTATIVE IN METALLO DURO, DENTATURA TRASVERSALE, ATTACCO 3,0 mm MINIATURE CARBIDE ROTARY BURRS, CROSS TOOTHING, SHANK 3,0 mm

Per lavori di sbavatura, smussatura bordi e per lavorazioni sui punti di saldatura e sulle superfici.

To deburr, break edges, trim, process welding seams and surface processing.



Confezione: imballo singolo
Individual packaging

Z3-X		Z3-X TiAlN		Z5		Z-ALU		Forma Shape	DIN 8033	Ø mm Fresa Head	L mm Fresa Head	L mm Totale Overall	Ø mm Codolo Shank	Descrizione Description
ART.	ART.	ART.	ART.	ART.	ART.	ART.	ART.							
5100 03 00303	5101 03 00303	5104 03 00303	-	A	ZYA	3,0	13,0	38	3	Cilindriche Cylinder				
5100 03 00603	5101 03 00603	5104 03 00603	-	A	ZYA	6,0	13,0	48	3	Cilindriche Cylinder				
5105 03 00303	5106 03 00303	5109 03 00303	5108 03 00303	B	ZYAS	3,0	13,0	38	3	Cilindriche taglio frontale Cylinder endcut				
5105 03 00603	5106 03 00603	5109 03 00603	5108 03 00603	B	ZYAS	6,0	13,0	48	3	Cilindriche taglio frontale Cylinder endcut				
5110 03 00303	5111 03 00303	5114 03 00303	5113 03 00303	C	WRC	3,0	13,0	38	3	Cilindriche sferiche Ball nosed cylinder				
5110 03 00603	5111 03 00603	5114 03 00603	5113 03 00603	C	WRC	6,0	13,0	48	3	Cilindriche sferiche Ball nosed cylinder				
5115 03 00303	5116 03 00303	5119 03 00303	5118 03 00303	D	KUD	3,0	2,5	38	3	Sferiche Ball				
5115 03 00403	5116 03 00403	-	-	D	KUD	4,0	3,0	38	3	Sferiche Ball				
5115 03 00603	5116 03 00603	5119 03 00603	5118 03 00603	D	KUD	6,0	5,0	40	3	Sferiche Ball				
5120 03 00303	5121 03 00303	5124 03 00303	-	E	TRE	3,0	6,0	38	3	Ovali Oval				
5120 03 00603	5121 03 00603	5124 03 00603	-	E	TRE	6,0	10,0	45	3	Ovali Oval				
5125 03 00303	5126 03 00303	5129 03 00303	5128 03 00303	F	RBF	3,0	13,0	38	3	Albero Nosed tree				
5125 03 00603	5126 03 00603	5129 03 00603	5128 03 00603	F	RBF	6,0	13,0	48	3	Albero Nosed tree				
5130 03 00303	5131 03 00303	5134 03 00303	5133 03 00303	G	SPG	3,0	13,0	38	3	Ogiva Pointed tree				
5130 03 00603	5131 03 00603	5134 03 00603	5133 03 00603	G	SPG	6,0	13,0	48	3	Ogiva Pointed tree				
5135 03 00303	5136 03 00303	-	-	H	FLH	3,0	6,0	38	3	Fiamma/Flame				
5140 03 00303	-	-	-	J	KSJ	3,0	2,5	38	3	A svasare 60° Countersink 60°				
5145 03 00303	-	-	-	K	KSK	3,0	1,5	38	3	A svasare 90° Countersink 90°				
5150 03 00303	5151 03 00303	5154 03 00303	-	L	KEL	3,0	13,0	38	3	Punta arrotondata Ball nosed cone				
5150 03 00603	5151 03 00603	5154 03 00603	-	L	KEL	6,0	13,0	48	3	Punta arrotondata Ball nosed cone				
5155 03 00303	5156 03 00303	-	-	M	SKM	3,0	11,0	38	3	Cono Cone				
5155 03 00603	5156 03 00603	5159 03 00603	-	M	SKM	6,0	13,0	48	3	Cono Cone				
5160 03 00303	-	-	-	N	WKN	3,0	4,0	38	3	Cono rovesciato Inverted cone				

Cassetta in BC / BC Box

ART.	Tipo Type		Contenuto Content
5900 13 30015	KF 15	15 pz / pcs	1 x B / C / D / E / F / G / M 3,0 mm + 6,0 mm Ø 1 x H 3,0 mm Ø Z3 - X Dentatura trasversale / Cross toothing
5905 13 30015	KF 15-Z5	15 pz / pcs	1 x B / C / D / E / F / G / L 3,0 mm + 6,0 mm Ø 1 x M 6,0 mm Ø Z5 Dentatura fine / Fine toothing



FRESE ROTATIVE IN MD CARBIDE ROTARY BURRS

FRESE ROTATIVE IN METALLO DURO CILINDRICHE, DENTATURA TRASVERSALE, CODOLO 8,0 mm
CARBIDE ROTARY BURRS, CROSS TOOTHING, SHANK 8,0 mm

Per lavori di sbavatura, smussatura bordi e per lavorazioni sui punti di saldatura e sulle superfici.

To deburr, break edges, trim, process welding seams and surface processing.



5105



5106



5110



Confezione: imballo singolo
Individual packaging

Z3-X		Z3-X TiAIN		Forma Shape	DIN 8033	Ø mm Fresa Head	L mm Fresa Head	L mm Totale Overall	Ø mm Codolo Shank	Descrizione Description
ART.	ART.	ART.	ART.							
5100 03 01208	5101 03 01208	A	ZYA	12,0	25	70	8			Cilindriche Cylinder
5100 03 01608	5101 03 01608	A	ZYA	16,0	25	70	8			
5105 03 01208	5106 03 01208	B	ZYAS	12,0	25	70	8			Cilindriche taglio frontale Cylinder endcut
5105 03 01608	5106 03 01608	B	ZYAS	16,0	25	70	8			
5110 03 01208	5111 03 01208	C	WRC	12,0	25	70	8			Con testa a sfera Ball nosed cylinder
5110 03 01608	5111 03 01608	C	WRC	16,0	25	70	8			
5115 03 01208	5116 03 01208	D	KUD	12,0	10	56	8			Sferiche Ball
5115 03 01608	5116 03 01608	D	KUD	16,0	14	59	8			
5120 03 01208	5121 03 01208	E	TRE	12,0	20	65	8			Ovali Oval
5120 03 01608	5121 03 01608	E	TRE	16,0	25	70	8			
5125 03 01208	5126 03 01208	F	RBF	12,0	25	70	8			Con testa ad albero Nosed tree
5125 03 01608	5126 03 01608	F	RBF	16,0	25	70	8			
5130 03 01208	5131 03 01208	G	SPG	12,0	25	70	8			Ad albero Pointed tree
5130 03 01608	5131 03 01608	G	SPG	16,0	25	70	8			
5150 03 01208	5151 03 01208	L	KEL	12,0	28	75	8			A ogiva Ball nosed cone
5150 03 01608	5151 03 01608	L	KEL	16,0	33	78	8			

FRESE ROTATIVE IN MD CARBIDE ROTARY BURRS

FRESE ROTATIVE IN METALLO DURO CILINDRICHE CON CODOLO LUNGO, DENTATURA TRASVERSALE CARBIDE ROTARY BURRS WITH LONG SHANK, CROSS TOOTHING

Per lavori di sbavatura, smussatura botdi e per lavorazioni sui punti di saldatura e sulle superfici.

To deburr, break edges, trim, process welding seams and surface processing.



Z3-X

Z3-X TiAlN



ART.	ART.	Forma Shape	DIN 8033	Ø mm Fresa Head	L mm Fresa Head	L mm Totale Overall	Ø mm Codolo Shank	Descrizione Description
5100 03 06100	5101 03 06100	A	ZYA	6,0	16	100	6	Cilindriche Cylinder
5100 03 06150	5101 03 06150	A	ZYA	6,0	16	150	6	
5100 03 08170	5101 03 08170	A	ZYA	8,0	20	170	6	
5100 03 10170	5101 03 10170	A	ZYA	10,0	20	170	6	
5100 03 12175	5101 03 12175	A	ZYA	12,0	25	175	6	
5105 03 06100	5106 03 06100	B	ZYAS	6,0	16	100	6	Cilindriche taglio frontale Cylinder endcut
5105 03 06150	5106 03 06150	B	ZYAS	6,0	16	150	6	
5105 03 08170	5106 03 08170	B	ZYAS	8,0	20	170	6	
5105 03 10170	5106 03 10170	B	ZYAS	10,0	20	170	6	
5105 03 12175	5106 03 12175	B	ZYAS	12,0	25	175	6	
5110 03 06100	5111 03 06100	C	WRC	6,0	16	100	6	Con testa a sfera Ball nosed cylinder
5110 03 06150	5111 03 06150	C	WRC	6,0	16	150	6	
5110 03 08170	5111 03 08170	C	WRC	8,0	20	170	6	
5110 03 10170	5111 03 10170	C	WRC	10,0	20	170	6	
5110 03 12175	5111 03 12175	C	WRC	12,0	25	175	6	
5115 03 08170	5116 03 08170	D	KUD	8,0	6	170	6	Sferiche Ball
5115 03 10170	5116 03 10170	D	KUD	10,0	8	170	6	
5115 03 12175	5116 03 12175	D	KUD	12,0	11	175	6	
5120 03 10170	5121 03 10170	E	TRE	10,0	16	170	6	Ovali Oval
5120 03 12175	5121 03 12175	E	TRE	12,0	22	175	6	
5125 03 06150	5126 03 06150	F	RBF	6,0	16	150	6	Con testa ad albero Nosed tree
5125 03 10170	5126 03 10170	F	RBF	10,0	20	170	6	
5125 03 12175	5126 03 12175	F	RBF	12,0	25	175	6	
5130 03 10170	5131 03 10170	G	SPG	10,0	20	170	6	Ad albero Pointed tree
5130 03 12175	5131 03 12175	G	SPG	12,0	25	175	6	
5150 03 10170	5151 03 10170	L	KEL	10,0	25	170	6	A ogiva Ball nosed cone
5150 03 12175	5151 03 12175	L	KEL	12,0	28	175	6	

ASSORTIMENTI FRESE ROTATIVE A DENTATURA TRASVERSALE, CODOLO 6,0 mm ASSORTMENTS CARBIDE ROTARY BURRS CROSS-TOOTHING, SHANK 6,0 mm

Cassette in BC / BC Boxes

ART.	Tipo Type		Contenuto Content
5900 13 30003	R 3	3 pz / pcs	1x B / D / G 10,0 mm Ø Z3-X
5900 13 30006	R 5	5 pz / pcs	1x B / C / D / F / G 10,0 mm Ø Z3-X
5900 13 30011	R 10	10 pz / pcs	1x B / C / D / F / G 6,0 mm + 12,0 mm Ø Z3-X
5900 13 30012	RK 10	10 pz / pcs	1x B / C / F / G 10,0 mm + 12,0 mm Ø 1x D 12,0 / L 12,0 mm Ø Z3-X
5901 13 30003	R 3 TiAlN	3 pz / pcs	1x B / D / G 10,0 mm
5901 13 30006	R 5 TiAlN	5 pz / pcs	1x B / C / D / F / G 10,0 mm
5901 13 30011	R 10 TiAlN	10 pz / pcs	1x B / C / D / F / G 6,0 mm + 12,0 mm
5901 13 30012	RK 10 TiAlN	10 pz / pcs	1x B / C / F / G 10,0 mm + 12,0 mm Ø 1x D 12,0 / L 12,0 mm



FRESE ROTATIVE IN MD CARBIDE ROTARY BURRS

ASSORTIMENTO FRESE ROTATIVE IN METALLO DURO A DENTATURA FINE Z5, CODOLO 6,0 mm
ASSORTMENTS CARBIDE ROTARY BURRS FINE TOOTHING Z5, SHANK 6,0 mm

Cassetta in BC / BC Box

ART.	Tipo Type		Contenuto Content
5905 13 30005	R5 - F	5 pz / pcs	1x B / C / D / F / G 10,0 mm Ø Z5



ASSORTIMENTI FRESE ROTATIVE IN METALLO DURO CON DENTATURA IN ALLUMINIO, CODOLO 3,0 + 6,0 mm
ASSORTMENTS CARBIDE ROTARY BURRS ALU-TOOTHING, SHANK 3,0 mm + 6,0 mm

Cassetta in BC / BC Box

ART.	Tipo Type		Contenuto Content
5903 13 30010	KF 10 - ALU	10 pz / pcs	1x B / C / D / F / G 3,0 mm + 6,0 mm Ø Z-ALU



Cassetta in BC / BC Box

ART.	Tipo Type		Contenuto Content
5903 13 30003	R 3 - ALU	3 pz / pcs	1x B / C / F 12,0 mm Ø Z-ALU
5903 13 30005	R 5 - ALU	5 pz / pcs	1x B / F 6,0 mm + 12,0 mm Ø 1x C 12,0 mm Ø Z-ALU



ESPOSITORE PER FRESE ROTATIVE IN METALLO DURO CON CODOLO DA 6,0 mm
DISPLAY FOR CARBIDE ROTARY BURRS WITH 6,0 mm SHANK

Z3-X		Z3-X TiAIN					
ART.		Forma Shape	DIN 8033	Ø mm Fresa Head	Quantità Quantity	Descrizione Description	
RD 36	RD 36 TiAIN						
5105 03 00600	5106 03 00600	B	ZYAS	6,0	2		
5105 03 01000	5106 03 01000	B	ZYAS	10,0	2	Cilindriche Cylinder	
5105 03 01200	5106 03 01200	B	ZYAS	12,0	2		
5110 03 00600	5111 03 00600	C	WRC	6,0	2	Con testa a sfera Ball nosed cylinder	
5110 03 01000	5111 03 01000	C	WRC	10,0	2		
5110 03 01200	5111 03 01200	C	WRC	12,0	2		
5115 03 00600	5116 03 00600	D	KUD	6,0	2	Sferiche Ball	
5115 03 01000	5116 03 01000	D	KUD	10,0	2		
5115 03 01200	5116 03 01200	D	KUD	12,0	2		
5125 03 00600	5126 03 00600	F	RBF	6,0	2	Con testa ad albero Nosed tree	
5125 03 01000	5126 03 01000	F	RBF	10,0	2		
5125 03 01200	5126 03 01200	F	RBF	12,0	2		
5130 03 00600	5131 03 00600	G	SPG	6,0	2	Ad albero Pointed tree	
5130 03 01000	5131 03 01000	G	SPG	10,0	2		
5130 03 01200	5131 03 01200	G	SPG	12,0	2		
5150 03 00600	5151 03 00600	L	KEL	6,0	2	A ogiva Ball nosed cone	
5150 03 01000	5151 03 01000	L	KEL	10,0	2		
5150 03 01200	5151 03 01200	L	KEL	12,0	2		



RD 36










RD 36 TiAIN

Senza frese / Whitout burrs

ART.	Tipo Type		Contenuto Content
0130 15 00009	RD 36 LEER	36 posizioni / positions	Espositore vuoto codolo Ø 6,0 mm / Empty display Ø 6,0 mm shank Dimensione / Dimension: 188 x 230 x 180 mm

FRESE ROTATIVE HSS HSS ROTARY BURRS

ART.		DIN	Quantità Quality	Tipo Type	Descrizione Description	Pagina Page
Frese rotative codolo 6 mm / Rotary Burrs Shank 6 mm						
5205		BC NORM	HSS	B	Frese rotative cilindriche con taglio frontale Rotary Burrs Cylinder with Endcut	135
5210		BC NORM	HSS	C	Frese rotative cilindriche con testa a sfera Rotary Burrs Ball Nosed Cylinder	135
5215		BC NORM	HSS	D	Frese rotative a sfera Rotary Burrs Ball	135
5230		BC NORM	HSS	G	Frese rotative ad albero Rotary Burrs Pointed Tree	136
5250		BC NORM	HSS	L	Frese rotative a ogiva Rotary Burrs Ball Nosed Cone	136
5255		BC NORM	HSS	M	Frese rotative coniche Rotary Burrs Cone	136
5902		BC NORM	HSS		Assortimenti Sets	136



Frese rotative in HSS con dentatura semplice e rompitruciolo.
Per lavorazioni di acciaio, fusioni di acciaio e ghisa.
HSS rotary burrs with medium single tooting and chip
breaker. For machining of steel, cast steel and cast iron.

Ø mm Fresa Burr	Velocità di taglio / Cutting speed Vc = m/min					
	50	100	150	200	250	300
	U / MIN					
2	8.000	16.000	24.000	32.000	40.000	48.000
4	4.000	8.000	12.000	16.000	20.000	24.000
6	3.000	5.000	8.000	11.000	13.000	16.000
8	2.000	4.000	6.000	8.000	10.000	12.000
10	2.000	3.000	5.000	6.000	8.000	10.000
12	1.000	3.000	4.000	5.000	7.000	8.000
16	1.000	2.000	3.000	4.000	5.000	6.000

FRESE ROTATIVE HSS HSS ROTARY BURRS


FRESE ROTATIVE IN HSS CILINDRICHE CON TAGLIO FRONTALE FORMA B (ZYAS) HSS ROTARY BURRS SHAPE B CYLINDER (ZYAS) WITH ENDCUT

Per lavori di sbavatura, smussatura bordi e per lavorazioni sui punti di saldatura e sulle superfici.

To deburr, break edges, trim, process welding seams and surface processing.



5205



Z3-SP

ART.	Ø mm Fresa Head	L mm Fresa Head	L mm Totale Overall	Ø mm Codolo Shank
5205 03 00600	6,0	16	56	6
5205 03 00800	8,0	20	60	6
5205 03 01000	10,0	20	60	6
5205 03 01200	12,0	25	65	6
5205 03 01600	16,0	25	65	6



Confezione: imballo singolo
Individual packaging


FRESE ROTATIVE IN HSS CILINDRICHE CON TESTA A SFERA FORMA C (WRC) HSS ROTARY BURRS SHAPE C BALL NOSED CYLINDER (WRC)

Per lavori di sbavatura, smussatura bordi e per lavorazioni sui punti di saldatura e sulle superfici.

To deburr, break edges, trim, process welding seams and surface processing.



5210



Z3-SP

ART.	Ø mm Fresa Head	L mm Fresa Head	L mm Totale Overall	Ø mm Codolo Shank
5210 03 00600	6,0	16	56	6
5210 03 00800	8,0	20	60	6
5210 03 01000	10,0	20	60	6
5210 03 01200	12,0	25	65	6
5210 03 01600	16,0	25	60	6



Confezione: imballo singolo
Individual packaging


FRESE ROTATIVE IN HSS A SFERA FORMA D (KUD) HSS ROTARY BURRS SHAPE D BALL (KUD)

Per lavori di sbavatura, smussatura bordi e per lavorazioni sui punti di saldatura e sulle superfici.

To deburr, break edges, trim, process welding seams and surface processing.



5215



Z3-SP

ART.	Ø mm Fresa Head	L mm Fresa Head	L mm Totale Overall	Ø mm Codolo Shank
5215 03 00600	6,0	5	45	6
5215 03 00800	8,0	7	47	6
5215 03 01000	10,0	9	49	6
5215 03 01200	12,0	10	50	6
5215 03 01600	16,0	14	54	6



Confezione: imballo singolo
Individual packaging

FRESE ROTATIVE HSS HSS ROTARY BURRS


FRESE ROTATIVE IN HSS A OGIVA FORMA G (SPG) HSS ROTARY BURRS SHAPE G POINTED TREE (SPG)

Per lavori di sbavatura, smussatura bordi e per lavorazioni sui punti di saldatura e sulle superfici.

To deburr, break edges, trim, process welding seams and surface processing.



5230



Z3-SP

ART.	Ø mm Fresa Head	L mm Fresa Head	L mm Totale Overall	Ø mm Codolo Shank
5230 03 00600	6,0	18	58	6
5230 03 01000	10,0	20	60	6
5230 03 01200	12,0	25	65	6



Confezione: imballo singolo
Individual packaging

FRESE ROTATIVE IN HSS CON PUNTA ARROTONDATA FORMA L (KEL) HSS ROTARY BURRS SHAPE L BALL NOSED CONE (KEL)

Per lavori di sbavatura, smussatura bordi e per lavorazioni sui punti di saldatura e sulle superfici.

To deburr, break edges, trim, process welding seams and surface processing.



5250



Z3-SP

ART.	Ø mm Fresa Head	L mm Fresa Head	L mm Totale Overall	Ø mm Codolo Shank
5250 03 01200	12,0	30	70	6
5250 03 01600	16,0	30	70	6



Confezione: imballo singolo
Individual packaging


FRESE ROTATIVE IN HSS CONICHE FORMA M (SKM) HSS ROTARY BURRS SHAPE M CONE (SKM)

Per lavori di sbavatura, smussatura bordi e per lavorazioni sui punti di saldatura e sulle superfici.

To deburr, break edges, trim, process welding seams and surface processing.



5255



Z3-SP

ART.	Ø mm Fresa Head	L mm Fresa Head	L mm Totale Overall	Ø mm Codolo Shank
5255 03 00600	6,0	18	58	6
5255 03 01000	10,0	20	60	6
5255 03 01200	12,0	25	65	6



Confezione: imballo singolo
Individual packaging

Cassetta e bussolotto in BC / BC Box and Round Box

ART.	Tipo Type	Contenuto Content
5902 13 30003	R 3 HSS	3 pz / pcs 1x B / D / G 10,0 mm Ø Z3-SP
5902 13 30005	R 5 HSS	5 pz / pcs 1x B / C / D / G / M 10,0 mm Ø Z3-SP




ART.		Qualità Quality	Descrizione Description	Pagina Page
Frese a carotare + accessori / Core Drills + Accessories				
1950		HSS	Frese a carotare con attacco Weldon da 30, 50 e 110 mm Core Drills with weldon shank 30, 50 and 110 mm depth	138 - 139
1951		HSS-E CO8	Frese a carotare con attacco Weldon da 30 e 50 mm Core Drills with weldon shank 30 and 50 mm depth	142
1952		HM	Frese a carotare in metallo duro con attacco Weldon da 35, 50 e 110 mm Core Drills TCT with weldon shank 35, 50 and 110 mm depth	140 - 141
1955 - 1956 1957			Accessori per frese a carotare Accessories for Core Drills	143
Frese a tazza TCT / TCT-Hole Saws				
1920 - 1925			Frese a tazza TCT + Accessori TCT-Hole Saws Flat-cut Model + Accessories	144



Frese a carotare in HSS adatte per acciaio (travi a T, lamiere di grandi dimensioni), acciaio fuso e metalli non ferrosi.
Core drills made of high speed steel. Suitable for steel (T-girder, large-size sheets), cast steel and non-ferrous metals.



Frese a carotare HSS-E (Co8) adatte per acciaio (travi a T, lamiere di grandi dimensioni), acciaio inossidabile e metalli non ferrosi.
Core drills made of cobalt-alloyed high speed steel. Suitable for steel (T-girder, large-size sheets), stainless steel like V2A and V4A and non-ferrous metals.



Frese a carotare in metallo duro. Adatte per acciaio (travi a T, lamiere di grandi dimensioni), acciaio inossidabile e metalli non ferrosi.
Core drills with TC-cutters, Suitable for steel (T-girder, large-size sheets), stainless steel like V2A and V4A and non-ferrous metals.



Frese a carotare:
Rispetto a una punta elicoidale, una fresa a carotare taglia fino a 10 volte più velocemente!

Core drills:
Compared with a twist drill a core drill cuts up to 10 times faster!



Una fresa a carotare taglia solo un anello (vedi parte verde).
Vantaggio: puoi risparmiare costi e tempo!

A core drill cuts only a ring (see green part).
Advantage: You can save costs and time!



Una punta elicoidale taglia l'intero diametro del foro (vedi parte blu).
Svantaggio: tanto spreco di energia e tempo!

A twist drill cuts the entire diameter of the hole (see blue part).
Disadvantage: High effort of energy and time!

QUALITÀ PER USO PROFESSIONALE / SUPERIOR INDUSTRIAL QUALITY

FRESA A CAROTARE CON ATTACCO WELDON (3/4")
CORE DRILLS HSS WITH WELDON SHANK (3/4")

HSS, superficie in CBN. Adatto per tutti i trapani magnetici con attacco weldon, per la foratura di acciaio (travi a T, lamiere di grandi dimensioni), acciaio fuso e metallo non ferroso.

High Speed Steel, CBN-ground, suitable for all magnetic drill machines with Weldon shank. For drilling steel (T-steel-girder, large-size sheets), cast steel, non-ferrous metal.



1950
30 mm Lunghezza / Length



1950
50 mm Lunghezza / Length



Confezione: imballo singolo
Individual packaging

ART.	Ø mm	Ø mm Attacco Weldon Weldons Shank	mm Profondità di taglio Cutting Depth
1950 03 01225	12,0	19	30
1950 03 01325	13,0	19	30
1950 03 01425	14,0	19	30
1950 03 01525	15,0	19	30
1950 03 01625	16,0	19	30
1950 03 01725	17,0	19	30
1950 03 01825	18,0	19	30
1950 03 01925	19,0	19	30
1950 03 02025	20,0	19	30
1950 03 02125	21,0	19	30
1950 03 02225	22,0	19	30
1950 03 02325	23,0	19	30
1950 03 02425	24,0	19	30
1950 03 02525	25,0	19	30
1950 03 02625	26,0	19	30
1950 03 02725	27,0	19	30
1950 03 02825	28,0	19	30
1950 03 02925	29,0	19	30
1950 03 03025	30,0	19	30
1950 03 03125	31,0	19	30
1950 03 03225	32,0	19	30
1950 03 03525	35,0	19	30
1950 03 04025	40,0	19	30
1950 03 04525	45,0	19	30
1950 03 05025	50,0	19	30
1950 03 05525	55,0	19	30
1950 03 06025	60,0	19	30

ART.	Ø mm	Ø mm Attacco Weldon Weldons Shank	mm Profondità di taglio Cutting Depth
1950 03 01250	12,0	19	50
1950 03 01350	13,0	19	50
1950 03 01450	14,0	19	50
1950 03 01550	15,0	19	50
1950 03 01650	16,0	19	50
1950 03 01750	17,0	19	50
1950 03 01850	18,0	19	50
1950 03 01950	19,0	19	50
1950 03 02050	20,0	19	50
1950 03 02150	21,0	19	50
1950 03 02250	22,0	19	50
1950 03 02350	23,0	19	50
1950 03 02450	24,0	19	50
1950 03 02550	25,0	19	50
1950 03 02650	26,0	19	50
1950 03 02750	27,0	19	50
1950 03 02850	28,0	19	50
1950 03 02950	29,0	19	50
1950 03 03050	30,0	19	50
1950 03 03150	31,0	19	50
1950 03 03250	32,0	19	50
1950 03 03550	35,0	19	50
1950 03 04050	40,0	19	50
1950 03 04550	45,0	19	50
1950 03 05050	50,0	19	50
1950 03 05550	55,0	19	50
1950 03 06050	60,0	19	50

Bussolotto e Cassetta Profi-Plus / Profi-Plus Box and Round Box

ART.	Tipo Type		Contenuto Content
1950 14 30003	KB 3 HSS	4 pz / pcs	14/ 18 / 22 mm Ø x 30 mm Estrattore / + Ejector Pin
1950 13 10006	KB 6 HSS	7 pz / pcs	12/ 14 / 16 / 18 / 20 / 22 mm Ø x 30 mm Estrattore / + Ejector Pin





FRESE A CAROTARE CORE DRILLS TCT - HOLE SAWS

QUALITÀ PER USO PROFESSIONALE / SUPERIOR INDUSTRIAL QUALITY

FRESE A CAROTARE CON ATTACCO WELDON (3/4") CORE DRILLS HSS WITH WELDON SHANK (3/4")

HSS, superficie in CBN. Adatto per tutti i trapani magnetici con attacco weldon, per la foratura di acciaio (travi a T, lamiere di grandi dimensioni), acciaio fuso e metallo non ferroso.

High Speed Steel, CBN-ground, suitable for all magnetic drill machines with Weldon shank. For drilling steel (T-steel-girder, large-size sheets), cast steel, non-ferrous metal.



1950
110 mm Lunghezza / Length



Confezione: imballo singolo
Individual packaging

ART.	Ø mm	Ø mm Attacco Weldon Weldonshank	mm Profondità di taglio Cutting Depth
1950 03 02011	20,0	19	110
1950 03 02111	21,0	19	110
1950 03 02211	22,0	19	110
1950 03 02311	23,0	19	110
1950 03 02411	24,0	19	110
1950 03 02511	25,0	19	110
1950 03 02611	26,0	19	110
1950 03 02711	27,0	19	110
1950 03 02811	28,0	19	110
1950 03 02911	29,0	19	110
1950 03 03011	30,0	19	110
1950 03 03111	31,0	19	110
1950 03 03211	32,0	19	110

QUALITÀ PER USO PROFESSIONALE / SUPERIOR INDUSTRIAL QUALITY

FRESE A CAROTARE IN METALLO DURO CON ATTACCO WELDON (3/4")
HARD METAL CORE DRILLS WITH WELDON SHANK (3/4")

Metallo duro, superficie in CBN adatto per tutti i trapani magnetici con attacco Weldon, per la foratura di acciaio (travi a T, lamiere di grandi dimensioni), acciaio inossidabile e metalli non ferrosi.

TCT, CBN-ground, suitable for all magnetic drill machines with Weldon shank. For drilling steel (T-steel-girder, large-size sheets), stainless steel like V2A and V4A, non-ferrous metal.



1952
35 mm Lunghezza / Length



1952
50 mm Lunghezza / Length



Confezione: imballo singolo
Individual packaging

ART.	Ø mm	Ø mm Attacco Weldon Weldonshank	mm Profondità di taglio Cutting Depth
1952 03 01435	14,0	19	35
1952 03 01535	15,0	19	35
1952 03 01635	16,0	19	35
1952 03 01735	17,0	19	35
1952 03 01835	18,0	19	35
1952 03 01935	19,0	19	35
1952 03 02035	20,0	19	35
1952 03 02135	21,0	19	35
1952 03 02235	22,0	19	35
1952 03 02335	23,0	19	35
1952 03 02435	24,0	19	35
1952 03 02535	25,0	19	35
1952 03 02635	26,0	19	35
1952 03 02735	27,0	19	35
1952 03 02835	28,0	19	35
1952 03 02935	29,0	19	35
1952 03 03035	30,0	19	35
1952 03 03135	31,0	19	35
1952 03 03235	32,0	19	35
1952 03 03535	35,0	19	35
1952 03 04035	40,0	19	35
1952 03 04535	45,0	19	35
1952 03 05035	50,0	19	35
1952 03 05535	55,0	19	35
1952 03 06035	60,0	19	35

ART.	Ø mm	Ø mm Attacco Weldon Weldonshank	mm Profondità di taglio Cutting Depth
1952 03 01455	14,0	19	50
1952 03 01555	15,0	19	50
1952 03 01655	16,0	19	50
1952 03 01755	17,0	19	50
1952 03 01855	18,0	19	50
1952 03 01955	19,0	19	50
1952 03 02055	20,0	19	50
1952 03 02155	21,0	19	50
1952 03 02255	22,0	19	50
1952 03 02355	23,0	19	50
1952 03 02455	24,0	19	50
1952 03 02550	25,0	19	50
1952 03 02655	26,0	19	50
1952 03 02755	27,0	19	50
1952 03 02855	28,0	19	50
1952 03 02955	29,0	19	50
1952 03 03055	30,0	19	50
1952 03 03155	31,0	19	50
1952 03 03255	32,0	19	50
1952 03 03555	35,0	19	50
1952 03 04055	40,0	19	50
1952 03 04555	45,0	19	50
1952 03 05055	50,0	19	50
1952 03 05555	55,0	19	50
1952 03 06055	60,0	19	50

Bussolotto / Round Box

ART.	Tipo Type		Contenuto Content
1952 14 30003	KB 3 HM	4 pz / pcs	14/ 18 / 22 mm Ø x 30 mm + Estrattore / + Ejector Pin



QUALITÀ PER USO PROFESSIONALE / SUPERIOR INDUSTRIAL QUALITY

FRESE A CAROTARE IN METALLO DURO CON ATTACCO WELDON (3/4") CORE DRILLS TCT WITH WELDON SHANK (3/4")

Metallo duro, superficie in CBN adatto per tutti i trapani magnetici con attacco Weldon, per la foratura di acciaio (travi a T, lamiere di grandi dimensioni), acciaio inossidabile e metalli non ferrosi.

TCT, CBN-ground, suitable for all magnetic drill machines with Weldon shank. For drilling steel (T-steel-girder, large-size sheets), stainless steel like V2A and V4A, non-ferrous metal.



1952
110 mm Lunghezza / Length



Confezione: imballo singolo
Individual packaging

ART.	Ø mm	Ø mm Attacco Weldon Weldonshank	mm Profondità di taglio Cutting Depth
1952 03 02011	20,0	19	110
1952 03 02111	21,0	19	110
1952 03 02211	22,0	19	110
1952 03 02311	23,0	19	110
1952 03 02411	24,0	19	110
1952 03 02511	25,0	19	110
1952 03 02611	26,0	19	110
1952 03 02711	27,0	19	110
1952 03 02811	28,0	19	110
1952 03 02911	29,0	19	110
1952 03 03011	30,0	19	110
1952 03 03111	31,0	19	110
1952 03 03211	32,0	19	110

QUALITÀ PER USO PROFESSIONALE / SUPERIOR INDUSTRIAL QUALITY

FRESE A CAROTARE HSS-E (Co8) COBALTO LEGATO, CON ATTACCO WELDON (3/4")
CORE DRILLS HSS-E (Co8) COBALT ALLOYED, WITH WELDON SHANK (3/4")

HSS-E (Co8), superficie in CBN adatte per tutti i trapani magnetici con attacco Weldon. Per la foratura di acciaio (travi a T, lamiere di grandi dimensioni), acciaio inossidabile e metalli non ferrosi.

High Speed Steel 8% cobalt-alloyed, CBN-ground, suitable for all magnetic drill machines with Weldon shank. For drilling steel (T-steel-girder, large-size sheets), stainless steel like V2A and V4A, non-ferrous metal.



1951
30 mm Lunghezza / Length



1951
50 mm Lunghezza / Length



Confezione: imballo singolo
Individual packaging

ART.	Ø mm	Ø mm Attacco Weldon Weldonshank	mm Profondità di taglio Cutting Depth
1951 03 01225	12,0	19	30
1951 03 01325	13,0	19	30
1951 03 01425	14,0	19	30
1951 03 01525	15,0	19	30
1951 03 01625	16,0	19	30
1951 03 01725	17,0	19	30
1951 03 01825	18,0	19	30
1951 03 01925	19,0	19	30
1951 03 02025	20,0	19	30
1951 03 02125	21,0	19	30
1951 03 02225	22,0	19	30
1951 03 02325	23,0	19	30
1951 03 02425	24,0	19	30
1951 03 02525	25,0	19	30
1951 03 02625	26,0	19	30
1951 03 02725	27,0	19	30
1951 03 02825	28,0	19	30
1951 03 02925	29,0	19	30
1951 03 03025	30,0	19	30
1951 03 03125	31,0	19	30
1951 03 03225	32,0	19	30
1951 03 03525	35,0	19	30
1951 03 04025	40,0	19	30
1951 03 04525	45,0	19	30
1951 03 05025	50,0	19	30
1951 03 05525	55,0	19	30
1951 03 06025	60,0	19	30

ART.	Ø mm	Ø mm Attacco Weldon Weldonshank	mm Profondità di taglio Cutting Depth
1951 03 01250	12,0	19	50
1951 03 01350	13,0	19	50
1951 03 01450	14,0	19	50
1951 03 01550	15,0	19	50
1951 03 01650	16,0	19	50
1951 03 01750	17,0	19	50
1951 03 01850	18,0	19	50
1951 03 01951	19,0	19	50
1951 03 02050	20,0	19	50
1951 03 02150	21,0	19	50
1951 03 02250	22,0	19	50
1951 03 02350	23,0	19	50
1951 03 02450	24,0	19	50
1951 03 02550	25,0	19	50
1951 03 02650	26,0	19	50
1951 03 02750	27,0	19	50
1951 03 02850	28,0	19	50
1951 03 02950	29,0	19	50
1951 03 03050	30,0	19	50
1951 03 03150	31,0	19	50
1951 03 03250	32,0	19	50
1951 03 03550	35,0	19	50
1951 03 04050	40,0	19	50
1951 03 04550	45,0	19	50
1951 03 05050	50,0	19	50
1951 03 05550	55,0	19	50
1951 03 06050	60,0	19	50

Bussolotto e Cassetta Profi-Plus / Profi-Plus Box and Round Box

ART.	Tipo Type		Contenuto Content
1951 14 30003	KB 3 CO	4 pz / pcs	14/ 18 / 22 mm Ø x 30 mm + Estrattore / + Ejector Pin
1951 13 10006	KBE 6 CO	7 pz / pcs	12/ 14 / 16 / 18 / 20 / 22 mm Ø x 30 mm + Estrattore / + Ejector Pin



QUALITÀ PER USO PROFESSIONALE / SUPERIOR INDUSTRIAL QUALITY


ESTRATTORI PER FRESE A CAROTARE CON ATTACCO WELDON (3/4") EJECTOR PINS FOR CORE DRILLS WITH WELDON SHANK (3/4")



1955

ART.	Descrizione Description	Profondità di taglio Cutting Depth	Ø Foro frese a carotare Core Drills
1955 03 00025	Perno di espulsione per frese a carotare HSS Ejector Pin for HSS core drills	30	12 - 60
1955 03 00050	Perno di espulsione per frese a carotare HSS/metallo duro Ejector Pin for HSS/TCT core drills	50	12 - 60
1955 03 00110	Perno di espulsione 2 pezzi per frese a carotare HSS/metallo duro Ejector Pin 2-pcs. version for HSS/TCT core drills	110	12 - 60

SUPPORTI INDUSTRIALI CON LUBRIFICAZIONE INTERNA AUTOMATICA INDUSTRIAL HOLDERS WITH AUTOMATIC INTERNAL LUBRICATION



1956

ART.	Descrizione Description	Codolo Tapershank	Foro frese a carotare For Core Drills
1956 03 00219	MK2 / Weldon	MK 2	Weldon 19 mm (3/4")
1956 03 00319	MK3 / Weldon	MK 3	Weldon 19 mm (3/4")

ADATTATORI PER FRESE A CAROTARE ADAPTORS FOR CORE DRILLS

1957 03 00001



1957 03 00002



1957 03 00003



1957

ART.	Descrizione Description	Foro frese a carotare For Core Drills
1957 03 00001	Adattatore / Adaptor Weldon 19 mm (3/4")	Fein M 18 x 6 P 1,5
1957 03 00002	Adattatore / Adaptor Weldon 19 mm (3/4")	Quick-IN
1957 03 00003	Adattatore / Adaptor Fein Quick IN	Weldon 19 mm (3/4")

FRESE A TAZZA HOLE SAWS

FRESE A TAZZA CON INSERTI IN METALLO DURO CARBIDE TIPPED HOLE SAWS

Solida fresa a tazza composta di un'unico pezzo (tazza e codolo) con denti in MD. Profondità di foratura 8 mm. Punta pilota in HSS-E (Co8) intercambiabile con Split Point secondo norme DIN 1412 C. Adatte per acciaio, metalli non ferrosi, plastica, legno, gesso e pannelli leggeri. Particolarmente adatta per acciaio Inox con spessore max 2 mm.

Solid constructed Hole Saw made of one piece (Crown and shank) with carbide-tipped cutting teeth. Cutting depth 8 mm. Exchangeable HSS-Co 8% centre-drill with split-point according to DIN 1412 C. Suitable for steel, non-ferrous metal, plastic, wood, gypsum and plastic fibre boards. Especially designed for stainless steel (V2A and V4A) not thicker than 2 mm. For rotary mode only!



Confezione: imballo singolo
Individual packaging



1920

ART.	Ø mm	Ø Inch
1920 09 00152	15,2	-
1920 09 00160	16,0	5/8"
1920 09 00180	18,0	-
1920 09 00186	18,6	-
1920 09 00200	20,0	-
1920 09 00210	21,0	-
1920 09 00220	22,0	-
1920 09 00225	22,5	7/8"
1920 09 00250	25,0	-
1920 09 00260	26,0	-
1920 09 00270	27,0	1.1/16"
1920 09 00283	28,3	1.1/8"
1920 09 00300	30,0	1.3/16"
1920 09 00320	32,0	1.1/4"
1920 09 00350	35,0	1.3/8"
1920 09 00370	37,0	1.7/16"
1920 09 00400	40,0	1.9/16"

ART.	Ø mm	Ø Inch
1920 09 00450	45,0	-
1920 09 00470	47,0	1.7/8"
1920 09 00500	50,0	1.31/32"
1920 09 00510	51,0	2"
1920 09 00540	54,0	2.1/8"
1920 09 00550	55,0	-
1920 09 00600	60,0	2.3/8"
1920 09 00650	65,0	-
1920 09 00680	68,0	-
1920 09 00700	70,0	2.3/4"
1920 09 00750	75,0	-
1920 09 00800	80,0	-
1920 09 00850	85,0	-
1920 09 00900	90,0	-
1920 09 00950	95,0	3.3/4"
1920 09 01000	100,0	-

PUNTA PILOTA HSS-E (Co5) E MOLLA DI ESPULSIONE PILOT-DRILL HSS-E (Co5) & CENTRIFUGAL SPRING



1925



1925



Confezione: imballo singolo
Individual packaging

ART.	Descrizione Description	Ø mm
1925 03 00600	Punta Pilota / Pilot Drill HSS-G	6,0
1925 03 00001	Molla di espulsione fino a Ø 20 mm Centrifugal Spring up to Ø 20 mm	-
1925 03 00002	Molla di espulsione da Ø 21 mm Centrifugal Spring from Ø 21 mm	-

PUNTE DA MURO MASONRY / CONCRETE DRILL BITS

ART.		Tipo Type	Descrizione Description	Pagina Page
Punte per foratura a percussione e rotative / Percussion and rotary Drill Bits				
2100 - 2150			Punte da muro con inserti in MD Masonry Drill Bits, Standard Version	146
2260 - 2261			Punte da muro con inserti in MD Percussion Drill Bits, TCT	146
2250 - 2251 2252		LASER	Punte per cemento con inserti in MD Premium Concrete Drill Bits, TCT	147
2280		GRANIT	Punte per granito con inserti in MD Granite Drill Bits, TCT	147
2270		MULTI-LASER	Punte universali con inserti in MD Multi-Purpos/Ceramic Drills, TCT	148
2700			Punte per vetro in MD Glass Drill Bits, TCT	149
2710		T4	Punte per vetro con 4 taglienti con inserti in MD Glass Drill bits with 4 Carbide Cutting Edges	149
Punte per martelli / Hammer Drill Bits				
2612		QX-4	Punte per martelli SDS-Plus QX-4 con 4 taglienti MD, certificate PGM Hammer Drill Bits SDS-Plus, 4 Cutting Edges, Full Carbide Head, PGM Certification-Mark	151 - 152
2615		4-X	Punte per martelli SDS-Plus, 4-X con 4 taglienti MD Hammer Drill Bits SDS-plus with 4 Carbide Cutting Edges	153
2610		X-TREME	Punte per martelli SDS-Plus con 4 eliche, X-TREME, certificate PGM Hammer Drill Bits SDS-plus, 4 flute spiral, with PGM Certification-Mark	154 - 155
2590			Punte per martelli SDS-Plus Hammer Drill Bits SDS-Plus	156 - 157
2620			Punte per martelli SDS-max, certificate PGM Hammer Drill Bits SDS-max, with PGM Certification-Mark	158
Scalpelli / Chisels				
2650 - 2660			Scalpelli SDS-plus / Scalpelli SDS-max Chisels SDS-plus / Chisels SDS-max	159

PUNTE DA MURO MASONRY / CONCRETE DRILL BITS

PUNTE DA MURO CON INSERTI IN MD MASONRY DRILL BITS TCT, STANDARD VERSION

Per trapani a percussione.

For use in impact drilling-machines.



2100 - 2150

ART.	Ø mm	Ø Inch	L mm Totale Overall
2100 07 00300	3,0	1/8"	70
2100 07 00400	4,0	5/32"	75
2100 07 00500	5,0	3/16"	85
2100 07 00550	5,5	7/32"	85
2100 07 00600	6,0	15/64"	100
2100 07 00650	6,5	1/4"	100
2100 07 00700	7,0	9/32"	100
2100 07 00800	8,0	5/16"	120
2100 07 01000	10,0	3/8"	120
2100 07 01100	11,0	7/16"	150
2100 07 01200	12,0	15/32"	150
2100 07 01300	13,0	1/2"	150
2100 07 01400	14,0	9/16"	150
2100 07 01600	16,0	5/8"	160
2150 07 00600	6,0	15/64"	150
2150 07 00800	8,0	5/16"	200
2150 07 01000	10,0	3/8"	200
2150 07 01200	12,0	15/32"	200
2150 07 01400	14,0	9/16"	200



Confezione: imballo singolo
Individual packaging

Confezioni in plastica / Plastic Boxes

ART.	Tipo Type		Contenuto Content
2100 14 30005	S 410	5 pz / pcs	4 / 5 / 6 / 8 / 10 mm Ø
2100 14 30008	S 80	8 pz / pcs	3 / 4 / 5 / 6 / 7 / 8 / 9 / 10 mm Ø



PUNTE DA MURO CON INSERTI IN MD PERCUSSION DRILL BITS TCT

Per uso professionale su cemento, muratura, pietra naturale ed artificiale.

For professional drilling in concrete, masonry, natural stone and artificial stone.



2260 - 2261



Confezione: imballo singolo
Individual packaging

ART.	Ø mm	Ø Inch	L mm Totale Overall
2260 07 00400	4,0	5/32"	75
2260 07 00500	5,0	3/16"	85
2260 07 00600	6,0	15/64"	100
2260 07 00650	6,5	1/4"	100
2260 07 00700	7,0	9/32"	100
2260 07 00800	8,0	5/16"	120
2260 07 01000	10,0	3/8"	120
2260 07 01200	12,0	15/32"	150
2260 07 01400	14,0	9/16"	150
2260 07 01600	16,0	5/8"	150

ART.	Ø mm	Ø Inch	L mm Totale Overall
2261 07 00500	5,0	3/16"	150
2261 07 00600	6,0	15/64"	150
2261 07 00650	6,5	1/4"	150
2261 07 00800	8,0	5/16"	200
2261 07 01000	10,0	3/8"	200
2261 07 01200	12,0	15/32"	200
2261 07 01400	14,0	9/16"	200
2261 07 01600	16,0	5/8"	200
2261 07 00840	8,0	5/16"	400
2261 07 01040	10,0	3/8"	400
2261 07 01240	12,0	15/32"	400
2261 07 01440	14,0	9/16"	400
2261 07 01640	16,0	5/8"	400

PUNTE DA MURO MASONRY / CONCRETE DRILL BITS

PUNTE PER CEMENTO CON INSERTI IN MD DIN 8039 - ISO 5468 CONCRETE DRILL BITS TCT DIN 8039 - ISO 5468

LASER

Per uso professionale con trapani a percussione e rotativi su cemento, muratura, pietra, etc.

For professional drilling in rotary and percussion drilling machines in concrete, masonry, stone, etc.



2250 - 2251 - 2252

ART.	Ø mm	Ø Inch	L mm Totale Overall
2250 07 00300	3,0	1/8"	70
2250 07 00400	4,0	5/32"	75
2250 07 00500	5,0	3/16"	85
2250 07 00550	5,5	7/32"	85
2250 07 00600	6,0	15/64"	100
2250 07 00650	6,5	1/4"	100
2250 07 00700	7,0	9/32"	100
2250 07 00800	8,0	5/16"	120
2250 07 00900	9,0	11/32"	120
2250 07 01000	10,0	3/8"	150
2250 07 01200	12,0	15/32"	150
2250 07 01300	13,0	1/2"	150
2250 07 01400	14,0	9/16"	150
2250 07 01600	16,0	5/8"	150
2251 07 00500	5,0	3/16"	150
2251 07 00550	5,5	7/32"	150
2251 07 00600	6,0	15/64"	150
2251 07 00650	6,5	1/4"	150
2251 07 00800	8,0	5/16"	200
2251 07 01000	10,0	3/8"	200
2251 07 01200	12,0	15/32"	200
2251 07 01400	14,0	9/16"	200

ART.	Ø mm	Ø Inch	L mm Totale Overall
2252 07 00600	6,0	15/64"	400
2252 07 00800	8,0	5/16"	400
2252 07 01000	10,0	3/8"	400
2252 07 01200	12,0	1/2"	400
2252 07 01400	14,0	9/16"	400
2252 07 01600	16,0	5/8"	400
2252 07 01800	18,0	11/16"	400
2252 07 02000	20,0	25/32"	400



Confezione: imballo singolo
Individual packaging

Confezioni in plastica / Plastic Boxes

ART.	Tipo Type		Contenuto Content
2250 14 30005	SL 410	5 pz / pcs	4 / 5 / 6 / 8 / 10 mm Ø
2250 14 30008	SL 80	8 pz / pcs	3 / 4 / 5 / 6 / 7 / 8 / 9 / 10 mm Ø



06

PUNTE PER GRANITO CON INSERTI IN MD DIN 8039 - ISO 5468 GRANITE DRILL BITS TCT DIN 8039 - ISO 5468

Per uso professionale con trapani a percussione e rotativi su granito, cemento e marmo, etc.

For professional use in rotary and percussion drilling machines in granite, concrete and marble, etc.



2280

ART.	Ø mm	Ø Inch	L mm Totale Overall
2280 07 00500	5,0	3/16	85
2280 07 00600	6,0	15/64	100
2280 07 00700	7,0	9/32	100
2280 07 00800	8,0	5/16	120
2280 07 01000	10,0	3/8	120
2280 07 01200	12,0	15/32	150



Confezione: imballo singolo
Individual packaging

**PUNTE DA MURO
MASONRY / CONCRETE DRILL BITS**

**PUNTE UNIVERSALI E PER CERAMICA CON INSERTI IN MD
MULTI PURPOSE/CERAMIC DRILLS TCT**

MULTI-LASER

Punte universali adatte per moltissimi materiali: piastrelle e ceramica (fino a durezza Mohs 8), cemento, legno, acciaio e plastica. Specialmente adatte per trapani a percussione. Codolo cilindrico max Ø 10 mm.

"Allround-drills" for application in nearly any materials e. g. tiles and ceramic (up to Mohs-hardness 8), concrete, wood, steel and plastics. Especially suitable for impact drivers. Cylindrical shank max. 10 mm Ø.



2270

ART.	Ø mm	Ø Inch	L mm Totale Overall
2270 07 00300	3,0	1/8"	70
2270 07 00400	4,0	5/32"	75
2270 07 00500	5,0	3/16"	85
2270 07 00550	5,5	7/32"	85
2270 07 00600	6,0	15/64"	100
2270 07 00650	6,5	1/4"	100
2270 07 00700	7,0	9/32"	100
2270 07 00800	8,0	5/16"	120
2270 07 00900	9,0	11/32"	120
2270 07 01000	10,0	3/8"	120
2270 07 01200	12,0	15/32"	150

ART.	Ø mm	Ø Inch	L mm Totale Overall
2270 07 00615	6,0	15/64"	150
2270 07 00625	6,0	15/64"	250
2270 07 006515	6,5	1/4"	150
2270 07 006525	6,5	1/4"	250
2270 07 00715	7,0	9/32"	150
2270 07 00825	8,0	5/16"	250
2270 07 01025	10,0	3/8"	250
2270 07 01225	12,0	15/32"	250



Confezione: imballo singolo
Individual packaging

Cassetta in metallo / Metal Box

ART.	Tipo Type	Contenuto Content
2270 13 10007	UMK 412	7 pz / pcs 4 / 5 / 6 / 8 / 10 / 12 mm Ø

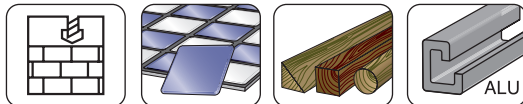


Confezioni in plastica / Plastic Boxes


ART.	Tipo Type	Contenuto Content
2270 14 30005	UM 410	5 pz / pcs 4 / 5 / 6 / 8 / 10 mm Ø




Adatto per / Suitable for:



Certificazione PGM
PGM Certified



- Affilatura tipo diamante
- Punta in metallo duro con design innovativo
- Sharp, multiple diamond ground cutting edges
- Robust drill bit head with new designed carbide-plate



- Spirale ottimizzata per una migliore rimozione della polvere di foratura
- Special flute design for optimum dust removal



- Garanzia di:
- Alta qualità
 - Fori perfettamente geometrici
 - Altissima precisione
- Guarantee for:
- A high quality product
 - Geometrically exact holes
 - Highest precision

PUNTE DA MURO MASONRY / CONCRETE DRILL BITS

PUNTE PER VETRO IN METALLO DURO GLASS DRILL BITS TCT

Punte speciali per vetro, porcellana, piastrelle, ceramica. Si raccomanda bassa velocità e l'uso di lubrificanti (acqua, aceto, trementina e petrolio). Non adatta per la foratura a percussione.

Special drills for glass, porcelain, tiles, ceramics etc. Low drilling-speed and sufficient cooling with water, vinegar, turpentine and petroleum recommended. For rotary use only!



2700

ART.	Ø mm	L mm Totale Overall
2700 07 00300	3,0	58
2700 07 00400	4,0	58
2700 07 00500	5,0	58
2700 07 00600	6,0	58
2700 07 00800	8,0	78
2700 07 01000	10,0	98
2700 07 01200	12,0	98



Confezione: imballo singolo
Individual packaging

Assortimento in blister da espositore / Set in Display-Wallet

ART.	Tipo Type		Contenuto Content
2700 08 00005	GL - 5	5 pz / pcs	4 / 5 / 6 / 8 / 10 mm Ø



PUNTE PER VETRO CON 4 TAGLIENTI, CON INSERTI IN METALLO DURO GLASS DRILL BITS T4, WITH 4 CARBIDE CUTTING EDGES

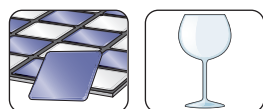
2710



Confezione: imballo singolo
Individual packaging

ART.	Ø mm	L mm Totale Overall
2710 07 00500	5,0	68
2710 07 00600	6,0	72
2710 07 00800	8,0	80
2710 07 01000	10,0	90
2710 07 01200	12,0	100

Adatto per / Suitable for:
























ART. 2710

i

PUNTE DA MURO
MASONRY / CONCRETE DRILL BITS

ART.	Tipo Type	Descrizione Description	Pagina Page
2612	Punte per martelli SDS-Plus QX-4 con 4 taglienti MD, certificate PGM Hammer Drill Bits SDS-Plus QX-4 with 4 Carbide Cutting Edges, PGM Mark	Punte di alta qualità con 4 taglienti in metallo duro. / Top-class hammer drill bits with 4 cutting edges, full-carbide-head. Foratura / Drill range: da 5,0 a 16,0 mm 5,0 up to 16,0 mm	151 - 152
2615	Punte per martelli SDS-Plus 4-X con 4 taglienti MD Hammer Drill Bits SDS-Plus, with 4-X Carbide Cutting Edges	Punte con 4 taglienti in metallo duro e punta con forma a X. / Hammer drill bits with 4 carbide cutting edges arranged in X shape. Foratura / Drill range: da 5,0 a 30,0 mm 5,0 up to 30,0 mm	153
2610	Punte per martelli SDS-Plus, X-TREME4, certificate PGM Hammer Drill Bits SDS-Plus X-TREME4, PGM Certification Mark	Punte di alta qualità con 4 eliche (5,0-16,0) e punta a centrare. / High class hammer drill bits with 4 fold flute (5,0-16,0) and centering tip. Foratura / Drill range: da 3,5 a 26,0 mm 3,5 up to 26,0 mm	154 - 155
2590	Punte per martelli SDS-Plus Hammer Drill Bits SDS-Plus	Punte per martelli economiche. Economic hammer drill bits. Foratura / Drill range: da 4,0 a 26,0 mm 4,0 up to 26,0 mm	156 - 157

ART.	Certifica Certification	Taglienti Blades	Punta Head	Elica Flute	Cemento armato Reinforced Concrete	Cemento Concrete	Muro Masonry	Mattoni Brick
2612		4						
2615		4						
2610		2						
2590		2						

 Adatto / Suitable  Raccomandato / Recommended

PUNTE DA MURO MASONRY / CONCRETE DRILL BITS

**PUNTE PER MARTELLI CODOLO SDS PLUS QX-4 - CON 4 TAGLIENTI MD - CERTIFICATE PGM
HAMMER DRILL BITS SDS PLUS QX-4 - WITH FULL CARBIDE HEAD - PGM MARK**



Vantaggi

- Ottima trasmissione di potenza grazie alla diversa profondità di avvitamento dei taglienti MD.
- Sfruttamento ideale dell'energia d'impatto della punta da martello grazie ai diversi livelli di foratura.
- Innovativa forma della testina X con 4 taglienti per garantire velocità e qualità di lavorazione:
 - efficace sul cemento armato
 - ridotta frizione
 - veloce rimozione della polvere di foratura e precisione di foratura
 - alta velocità di foratura e minore usura

Velocità

- La forma X simmetrica garantisce maggiore velocità di foratura rispetto ai sistemi tradizionali a 90°
- Maggiore spazio a disposizione per l'accumulo della polvere di foratura, grazie alla forma X e scanalature a ingresso più ampio.

Resistenza

- Avvio di foratura più preciso grazie a una punta di centraggio e prestazioni migliori al contatto con la punta.
- La punta a più angoli garantisce eccellenti risultati di foratura e durata dell'utensile.

Pulizia

- 4 taglienti con ampie lame MD per fori puliti e perfettamente circolari. La forma X della punta mantiene le vibrazioni al giusto livello.



Advantages

- Optimized power transmission due to different setting depth of carbide cutting edges.
- Ideal use from the impact energy from hammer drill due to different design of separate drill-levels.
- Innovative X-head design with 4-cutting edges for fast and professional jobs:
 - resistant against reinforced concrete
 - considerably less friction
 - fast removal of drill dust and optimized spot drilling
 - high drilling speed with less wear

Fast

- Symmetric X-shape produces higher drilling speed in comparison with a classic 90° design.
- More space for drilling dust by X-shape head and large entry flutes.

Strong

- Precise drilling start by a centering tip and better performance at contact with rebar.
- The multi-angle drill-head makes a perfect drilling result and long tool life.

Clean

- 4 cutting-edges with extended full-carbide plate-edges provide precise and cylindrical holes. Optimised vibrational characteristics by X-head shape.



- Taglienti MD con diverse profondità di avvitamento
- Different setting depth of full-carbide cutting edges



- Scanalatura a gradini per rimuovere velocemente la polvere di foratura
- Stepped Flute for fast transport of drilling dust



- 4 taglienti di forma X
- 4-cutting edges in X-design

PUNTE DA MURO MASONRY / CONCRETE DRILL BITS

PUNTE PER MARTELLI CODOLO SDS PLUS QX-4 • CON TAGLIANTI MD - CERTIFICATE PGM HAMMER DRILL BITS SDS PLUS QX-4 • WITH FULL CARBIDE HEAD - PGM MARK

Adatte per i martelli con codolo SDS-Plus e Hilti. Per muri, cemento e cemento armato.

Fits into all hammer-drills with SDS-Plus and Hilti-locking. For drilling of masonry, concrete and armoured concrete.



2612

ART.	Ø mm	L mm Totale Overall	L mm Spirale Flute
2612 05 05011	5,0	110	50
2612 05 05016	5,0	160	100
2612 05 05021	5,0	210	150
2612 05 05511	5,5	110	50
2612 05 05516	5,5	160	100
2612 05 06011	6,0	110	50
2612 05 06016	6,0	160	100
2612 05 06021	6,0	210	150
2612 05 06026	6,0	260	200
2612 05 06516	6,5	160	100
2612 05 06521	6,5	210	150
2612 05 06526	6,5	260	200
2612 05 06531	6,5	310	250
2612 05 08011	8,0	110	50
2612 05 08016	8,0	160	100
2612 05 08021	8,0	210	150
2612 05 08026	8,0	260	200
2612 05 08031	8,0	310	250
2612 05 08046	8,0	460	400
2612 05 10016	10,0	160	100
2612 05 10021	10,0	210	150
2612 05 10026	10,0	260	200
2612 05 10031	10,0	310	250
2612 05 10046	10,0	460	400
2612 05 10060	10,0	600	540


ART.	Ø mm	L mm Totale Overall	L mm Spirale Flute
2612 05 12016	12,0	160	100
2612 05 12021	12,0	210	150
2612 05 12026	12,0	260	200
2612 05 12031	12,0	310	250
2612 05 12045	12,0	450	400
2612 05 12060	12,0	600	540
2612 05 14016	14,0	160	100
2612 05 14021	14,0	210	150
2612 05 14026	14,0	260	200
2612 05 14031	14,0	310	250
2612 05 14045	14,0	450	400
2612 05 14060	14,0	600	540
2612 05 16016	16,0	160	100
2612 05 16021	16,0	210	150
2612 05 16026	16,0	260	200
2612 05 16045	16,0	450	400
2612 05 16060	16,0	600	540
2612 05 18025	18,0	250	200
2612 05 18045	18,0	450	400
2612 05 20025	20,0	250	200
2612 05 20045	20,0	450	200
2612 05 20060	20,0	600	550



Confezione: imballo singolo
Individual packaging

Cassetta in metallo / Metal Box

ART.	Tipo Type		Contenuto Content
2612 14 10007	HB 7 QX-4	7 pz / pcs	5 / 6 / 8 x 110 mm + + 6 / 8 / 10 / 12 x 160 mm



Nota: con lunghezze superiori ai 400 mm è necessario pre-forare con lo stesso diametro!
For a working length of 400 mm and more pre-drilling with the same diameter is essential!

i

PUNTE DA MURO MASONRY / CONCRETE DRILL BITS

PUNTE PER MARTELLI CODOLO SDS PLUS, 4-X CON 4 TAGLIENTI MD HAMMER DRILL BITS SDS PLUS 4-X - WITH 4 CARBIDE CUTTING EDGES

4-X

Adatte per i martelli con codolo SDS-Plus e Hilti. Per muri, cemento armato, pietra naturale ed artificiale.

Fits directly into all hammer-drills with SDS-Plus and Hilti-locking. For drilling of masonry, reinforced concrete, natural and artificial stone.



2615

ART.	Ø mm	L mm Totale Overall	L mm Spirale Flute
2615 05 05011	5,0	110	50
2615 05 05016	5,0	160	100
2615 05 05516	5,5	160	100
2615 05 06011	6,0	110	50
2615 05 06016	6,0	160	100
2615 05 06021	6,0	210	150
2615 05 06026	6,0	260	200
2615 05 06516	6,5	160	100
2615 05 06521	6,5	210	150
2615 05 06526	6,5	260	200
2615 05 06545	6,5	450	400
2615 05 08011	8,0	110	50
2615 05 08016	8,0	160	100
2615 05 08021	8,0	210	150
2615 05 08026	8,0	260	200
2615 05 08045	8,0	450	400
2615 05 10016	10,0	160	100
2615 05 10021	10,0	210	150
2615 05 10026	10,0	260	200
2615 05 10045	10,0	450	400
2615 05 12016	12,0	160	100
2615 05 12021	12,0	210	150
2615 05 12026	12,0	260	200
2615 05 12045	12,0	450	400
2615 05 14016	14,0	160	100
2615 05 14021	14,0	210	150
2615 05 14026	14,0	260	200
2615 05 14045	14,0	450	400
2615 05 15016	15,0	160	100
2615 05 15026	15,0	260	200

ART.	Ø mm	L mm Totale Overall	L mm Spirale Flute
2615 05 16016	16,0	160	100
2615 05 16025	16,0	250	200
2615 05 16045	16,0	450	400
2615 05 18025	18,0	250	200
2615 05 18045	18,0	450	400
2615 05 20025	20,0	250	200
2615 05 20045	20,0	450	400
2615 05 22025	22,0	250	200
2615 05 22045	22,0	450	400
2615 05 24025	24,0	250	200
2615 05 24045	24,0	450	400
2615 05 25025	25,0	250	200
2615 05 25045	25,0	450	400
2615 05 28045	28,0	450	400
2615 05 30045	30,0	450	400



Confezione: imballo singolo
Individual packaging

06

Cassetta in metallo / Metal Box

ART.	Tipo Type	Contenuto Content
2615 14 10007	HB 7 - 4 X 7 pz / pcs	5 / 6 / 8 x 110 mm + + 6 / 8 / 10 / 12 x 160 mm


i

- La punta con forma a 4-X consente una foratura priva di vibrazioni.
- Foratura senza problemi sul cemento armato.

- Spirale più larga per una migliore rimozione della polvere di foratura.

- The 4-X drill bit head offers a low vibration drilling performance.
- No jamming on light concrete reinforcements.

- Large flute for an optimized removal of drilling dust.

Nota: con lunghezze superiori ai 400 mm è necessario pre-forare con lo stesso diametro!
For a working length of 400 mm and more pre-drilling with the same diameter is essential!

PUNTE DA MURO MASONRY / CONCRETE DRILL BITS

PUNTE PER MARTELLI CODOLO SDS-PLUS, X TREME, CERTIFICATE PGM HAMMER DRILL BITS SDS-PLUS X TREME, WITH PGM CERTIFICATION MARK

Adatte per i martelli con codolo SDS-Plus e Hilti. Per muri, cemento armato, pietra naturale ed artificiale.

4 eliche Ø 3,5 – 16,0 mm; 2 eliche Ø 17,0 – 26,0 mm.

Fits directly into all hammer-drills with SDS-Plus and Hilti-locking. For drilling of masonry, natural and artificial stone.

4-fold flute Ø 3,5 – 16,0 mm, 2-fold flute Ø 17,0 – 26,0 mm.



2610

ART.	Ø mm	L mm Totale Overall	L mm Spirale Flute
2610 05 03511	3,5	110	50
2610 05 04011	4,0	110	50
2610 05 04016	4,0	160	100
2610 05 05011	5,0	110	50
2610 05 05016	5,0	160	100
2610 05 05021	5,0	210	150
2610 05 05501	5,5	110	50
2610 05 05516	5,5	160	100
2610 05 06011	6,0	110	50
2610 05 06016	6,0	160	100
2610 05 06021	6,0	210	150
2610 05 06026	6,0	260	200
2610 05 06046	6,0	460	250
2610 05 06511	6,5	110	50
2610 05 06516	6,5	160	100
2610 05 06521	6,5	210	150
2610 05 06526	6,5	260	200
2610 05 06531	6,5	310	250
2610 05 07011	7,0	110	50
2610 05 07016	7,0	160	100
2610 05 07021	7,0	210	150
2610 05 08011	8,0	110	50
2610 05 08016	8,0	160	100
2610 05 08021	8,0	210	150
2610 05 08026	8,0	260	200
2610 05 08031	8,0	310	250
2610 05 08046	8,0	460	400
2610 05 08061	8,0	610	550
2610 05 10011	10,0	110	50
2610 05 10016	10,0	160	100
2610 05 10021	10,0	210	150
2610 05 10026	10,0	260	200
2610 05 10031	10,0	310	250
2610 05 10046	10,0	460	400
2610 05 10061	10,0	600	550
2610 05 10010	10,0	1000	950
2610 05 12016	12,0	160	100
2610 05 12021	12,0	200	150
2610 05 12026	12,0	260	200

2610 05 12031	12,0	300	250
2610 05 12046	12,0	450	400
2610 05 12060	12,0	600	550
2610 05 12010	12,0	1000	950
2610 05 14016	14,0	160	100
2610 05 14021	14,0	200	150
2610 05 14026	14,0	260	200
2610 05 14031	14,0	300	250
2610 05 14046	14,0	450	400
2610 05 14060	14,0	600	550
2610 05 14010	14,0	1000	950
2610 05 15016	15,0	160	100
2610 05 15026	15,0	260	200
2610 05 16016	16,0	160	100
2610 05 16021	16,0	200	150
2610 05 16031	16,0	300	250
2610 05 16046	16,0	450	400
2610 05 16061	16,0	600	550
2610 05 16010	16,0	1000	950
2610 05 18021	18,0	200	150
2610 05 18025	18,0	250	200
2610 05 18030	18,0	300	250
2610 05 18045	18,0	450	400
2610 05 18060	18,0	600	550
2610 05 18010	18,0	1000	950
2610 05 20020	20,0	200	150
2610 05 20030	20,0	300	250
2610 05 20045	20,0	450	400
2610 05 20060	20,0	600	550
2610 05 20010	20,0	1000	950
2610 05 22025	22,0	250	200
2610 05 22045	22,0	450	400
2610 05 22060	22,0	600	550
2610 05 22010	22,0	1000	950
2610 05 24025	24,0	250	200
2610 05 24045	24,0	450	400
2610 05 25045	25,0	450	400
2610 05 26025	26,0	250	200
2610 05 26045	26,0	450	400



Confezione: imballo singolo
Individual packaging

PUNTE DA MURO MASONRY / CONCRETE DRILL BITS

PUNTE PER MARTELLI CODOLO SDS PLUS - X TREME 4 - CERTIFICATE PGM HAMMER DRILL BITS SDS PLUS - X TREME 4 - WITH PGM CERTIFICATION MARK

Adatte per i martelli con codolo SDS-Plus e Hilti. Per muri, cemento armato, pietra naturale ed artificiale.

Fits directly into all hammer-drills with SDS-Plus and Hilti-locking. For drilling of masonry, natural and artificial stone.



2610

ART.	Ø mm	L mm Totale Overall	L mm Spirale Flute
2610 09 05011	5,0	110	50
2610 09 05016	5,0	160	100
2610 09 05511	5,5	110	50
2610 09 05516	5,5	160	100
2610 09 06011	6,0	110	50
2610 09 06016	6,0	160	100
2610 09 06021	6,0	210	150
2610 09 06026	6,0	260	200
2610 09 06511	6,5	110	50
2610 09 06516	6,5	160	100
2610 09 06521	6,5	210	150
2610 09 06526	6,5	260	200
2610 09 08011	8,0	110	50
2610 09 08016	8,0	160	100
2610 09 08021	8,0	210	150
2610 09 08026	8,0	260	200

ART.	Ø mm	L mm Totale Overall	L mm Spirale Flute
2610 09 10011	10,0	110	50
2610 09 10016	10,0	160	100
2610 09 10021	10,0	210	150
2610 09 10026	10,0	260	200
2610 09 10031	10,0	310	250
2610 09 12016	12,0	160	100
2610 09 12021	12,0	200	150
2610 09 12026	12,0	260	200
2610 09 12031	12,0	300	250
2610 09 14016	14,0	160	100
2610 09 14021	14,0	210	150
2610 09 14026	14,0	260	200



Confezioni: / Packing-unit:

fino a / up to Ø 10,0 mm = 10 pezzi / pcs
 fino a / up to Ø 14,0 mm = 5 pezzi / pcs
 Ø 10,0 L = 310 mm = 5 pezzi / pcs
 Ø 12,0 L = 160 mm = 10 pezzi / pcs

Cassetta in metallo / Metal Box

ART.	Tipo Type		Contenuto Content
2610 14 10007	HB 7 XT	7 pz / pcs	5 / 6 / 8 x 110 mm + 6 / 8 / 10 / 12 x 160 mm



Confezioni in plastica / Plastic Boxes

ART.	Tipo Type		Contenuto Content
2610 14 30004	HB 4 XT	4 pz / pcs	5 / 6 x 110 mm + 8 / 10 x 160 mm



Nota: con lunghezze superiori ai 400 mm è necessario pre-forare con lo stesso diametro!
 For a working length of 400 mm and more pre-drilling with the same diameter is essential!

i

PUNTE DA MURO MASONRY / CONCRETE DRILL BITS

PUNTE PER MARTELLI CODOLO SDS-PLUS HAMMER DRILL BITS SDS-PLUS

Per muri, pietra naturale ed artificiale. For drilling of masonry, natural and artificial stone.



2590



Confezione: imballo singolo
Individual packaging

ART.	Ø mm	L mm Totale Overall	L mm Spirale Flute
2590 05 04011	4,0	110	50
2590 05 05011	5,0	110	50
2590 05 05016	5,0	160	100
2590 05 05511	5,5	110	50
2590 05 05516	5,5	160	100
2590 05 06011	6,0	110	50
2590 05 06016	6,0	160	100
2590 05 06021	6,0	210	150
2590 05 06026	6,0	260	200
2590 05 06511	6,5	110	50
2590 05 06516	6,5	160	100
2590 05 06521	6,5	210	150
2590 05 06526	6,5	260	200
2590 05 07016	7,0	160	100
2590 05 08011	8,0	110	50
2590 05 08016	8,0	160	100
2590 05 08021	8,0	210	150
2590 05 08026	8,0	260	200
2590 05 08031	8,0	310	250
2590 05 08046	8,0	460	400
2590 05 10011	10,0	110	50
2590 05 10016	10,0	160	100
2590 05 10021	10,0	210	150
2590 05 10026	10,0	260	200
2590 05 10031	10,0	310	250
2590 05 10046	10,0	460	400
2590 05 10060	10,0	600	550
2590 05 12016	12,0	160	100
2590 05 12021	12,0	210	150
2590 05 12026	12,0	260	200
2590 05 12031	12,0	310	250
2590 05 12046	12,0	460	400
2590 05 12060	12,0	600	550
2590 05 12010	12,0	1000	950

ART.	Ø mm	L mm Totale Overall	L mm Spirale Flute
2590 05 14016	14,0	160	100
2590 05 14021	14,0	210	150
2590 05 14026	14,0	260	200
2590 05 14031	14,0	310	250
2590 05 14046	14,0	460	400
2590 05 14060	14,0	600	550
2590 05 14010	14,0	1000	950
2590 05 15016	15,0	160	100
2590 05 15026	15,0	260	200
2590 05 16016	16,0	160	100
2590 05 16021	16,0	210	150
2590 05 16030	16,0	300	250
2590 05 16046	16,0	450	400
2590 05 16060	16,0	600	550
2590 05 16010	16,0	1000	950
2590 05 18020	18,0	200	150
2590 05 18030	18,0	300	250
2590 05 18046	18,0	450	400
2590 05 18060	18,0	600	550
2590 05 18010	18,0	1000	950
2590 05 20020	20,0	200	150
2590 05 20030	20,0	300	250
2590 05 20046	20,0	450	400
2590 05 20060	20,0	600	550
2590 05 20010	20,0	1000	950
2590 05 22025	22,0	250	200
2590 05 22030	22,0	300	250
2590 05 22046	22,0	450	400
2590 05 22060	22,0	600	550
2590 05 22010	22,0	1000	950
2590 05 24025	24,0	250	200
2590 05 24030*	24,0	310	250
2590 05 24046	24,0	450	400
2590 05 26046*	26,0	450	400

*Nota: con lunghezze superiori ai 400 mm è necessario pre-forare con lo stesso diametro.
For a working length of 400 mm and more pre-drilling with the same diameter is essential.

PUNTE DA MURO MASONRY / CONCRETE DRILL BITS

PUNTE PER MARTELLI CODOLO SDS PLUS HAMMER DRILL BITS SDS PLUS

Per muri, pietra naturale ed artificiale. For drilling of masonry, natural and artificial stone.



2590

ART.	Ø mm	L mm Totale Overall	L mm Spirale Flute
2590 09 05011	5,0	110	50
2590 09 05016	5,0	160	100
2590 09 06011	6,0	110	50
2590 09 06016	6,0	160	100
2590 09 06021	6,0	210	150
2590 09 06026	6,0	260	200
2590 09 08011	8,0	110	50
2590 09 08016	8,0	160	100
2590 09 08021	8,0	210	150
2590 09 08026	8,0	260	200
2590 09 10016	10,0	160	100
2590 09 10021	10,0	210	150
2590 09 10026	10,0	260	200
2590 09 10031	10,0	310	250

ART.	Ø mm	L mm Totale Overall	L mm Spirale Flute
2590 09 12016	12,0	160	100
2590 09 12021	12,0	210	150
2590 09 12026	12,0	260	200
2590 09 12031	12,0	310	250
2590 09 14016	14,0	160	100
2590 09 14021	14,0	210	150
2590 09 14026	14,0	260	200



Confezioni: / Packing-unit:

fino a / up to Ø 10,0 mm = 10 pezzi / pcs
 fino a / up to Ø 14,0 mm = 5 pezzi / pcs
 Ø 10,0 L = 310 mm = 5 pezzi / pcs
 Ø 12,0 L = 160 mm = 10 pezzi / pcs

Cassetta in metallo / Metal Box

ART.	Tipo Type		Contenuto Content
2590 14 10007	HB 7	7 pz / pcs	5 / 6 / 8 x 110 mm + 6 / 8 / 10 / 12 x 160 mm



Confezioni in plastica / Plastic Boxes

ART.	Tipo Type		Contenuto Content
2590 14 30004	HB 4	4 pz / pcs	5 / 6 x 110 mm + 8 / 10 x 160 mm



PUNTE DA MURO MASONRY / CONCRETE DRILL BITS

PUNTE PER MARTELLI, CODOLO SDS-MAX PRO HAMMER DRILL BITS SDS-MAX PLUS

Fino a Ø 15 mm con due taglienti, da Ø 16 mm con 4 taglienti. Adatte per attacco SDS-max e attacco a Y Hilti. Per muri, cemento armato, pietra naturale ed artificiale.

Up to 15 mm Ø with 2 carbide cutting edges, from 16 mm Ø with 4 carbide cutting edges. Fits directly into SDS-max and Hilti-Y-groove. For professional drilling into masonry, reinforced concrete, natural and artificial stone.



2620



Confezione: imballo singolo
Individual packaging

ART.	Ø mm	L mm Totale Overall	L mm Spirale Flute
2620 03 12034	12,0	340	200
2620 03 12054	12,0	540	400
2620 03 12069	12,0	740	600
2620 03 14034	14,0	340	200
2620 03 14054	14,0	540	400
2620 03 15034	15,0	340	200
2620 03 15054	15,0	540	400
2620 03 16034	16,0	340	200
2620 03 16054	16,0	540	400
2620 03 18034	18,0	340	200
2620 03 18054	18,0	540	400
2620 03 18094	18,0	940	800
2620 03 20032	20,0	340	200
2620 03 20052	20,0	540	400
2620 03 20092	20,0	920	800
2620 03 22032	22,0	340	200
2620 03 22052	22,0	540	400
2620 03 22092	22,0	920	800
2620 03 24032	24,0	340	200
2620 03 24052	24,0	540	400
2620 03 25032	25,0	340	200
2620 03 25052	25,0	540	400
2620 03 25092	25,0	920	800
2620 03 25132	25,0	1320	1200

ART.	Ø mm	L mm Totale Overall	L mm Spirale Flute
2620 03 28037	28,0	380	250
2620 03 28057	28,0	570	450
2620 03 28067	28,0	670	550
2620 03 30037	30,0	320	200
2620 03 30057	30,0	570	450
2620 03 32037	32,0	380	250
2620 03 32057	32,0	570	450
2620 03 32092	32,0	920	800
2620 03 32132	32,0	1320	1200
2620 03 35037	35,0	370	250
2620 03 35057	35,0	570	450
2620 03 35067	35,0	670	550
2620 03 38037	38,0	370	250
2620 03 38057	38,0	570	450
2620 03 40037	40,0	370	250
2620 03 40057	40,0	570	450
2620 03 40092	40,0	920	800
2620 03 40132	40,0	1320	1200
2620 03 45057	45,0	570	400
2620 03 50057	50,0	570	400

06



Nota: con lunghezze superiori ai 400 mm è necessario pre-forare con lo stesso diametro!
For a working length of 400 mm and more pre-drilling with the same diameter is essential!

i

PUNTE DA MURO MASONRY / CONCRETE DRILL BITS

SCALPELLI SDS PLUS E MAX CHISELS SDS PLUS AND MAX



ART.	Versione Version	L mm Totale Overall	L mm Larghezza Width
2650 05 00025	Scalpello a punta Point Chisel	250	
2650 05 02025	Scalpello piatto Flat Chisel	250	20
2650 05 04020	Scalpello largo Spade Chisel	250	40
2650 05 02224	Scalpello a sgorbia Hollow Chisel	250	22
2650 05 04025	Scalpello per mattonelle Tile Chisel	250	40



Confezione da 10 pezzi / Big Pack with 10 pcs bulk

ART.	Versione Version	L mm Totale Overall	L mm Larghezza Width
2650 15 00025	Scalpello a punta Point Chisel	250	
2650 15 02025	Scalpello piatto Flat Chisel	250	20
2650 15 04020	Scalpello largo Spade Chisel	250	40

Scalpellini SDS Plus / Chisels SDS Plus

ART.	Tipo Type		Contenuto Content
2650 03 00003	M3 PLUS	3 pz / pcs	A punta / Point 250 mm Piatto / Flat 20 x 250 mm Largo / Spade 40 x 250 mm



ART.	Versione Version	L mm Totale Overall	L mm Larghezza Width
2660 05 00028	Scalpello a punta Point Chisel	280	
2660 05 00040	Scalpello a punta Point Chisel	400	20
2660 05 00600	Scalpello a punta Point Chisel	600	40
2660 05 02428	Scalpello piatto Flat Chisel	280	22
2660 05 02440	Scalpello piatto Flat Chisel	400	40
2660 05 02460	Scalpello piatto Flat Chisel	600	25
2660 05 05036	Scalpello largo Spade Chisel	400	50
2660 05 08030	Scalpello largo Spade Chisel	300	80
2660 05 02630	Scalpello a sgorbia Hollow Chisel	300	26
2660 05 05030	Scalpello per mattonelle Tile Chisel	300	50



Confezione: imballo singolo
Individual packaging

Confezione da 10 pezzi / Big Pack with 10 pcs bulk

ART.	Versione Version	L mm Totale Overall	L mm Larghezza Width
2660 15 00040	Scalpello a punta Point Chisel	400	
2660 15 02440	Scalpello piatto Flat Chisel	400	25
2660 15 05036	Scalpello largo Spade Chisel	400	50

Scalpellini SDS Max / Chisels SDS Max

ART.	Tipo Type		Contenuto Content
2660 03 00003	M3 MAX	3 pz / pcs	A punta / Point 400 mm Piatto / Flat 25 x 400 mm Largo / Spade 50 x 400 mm



DIAMANT  **UTENSILI DIAMANTATI**
DIAMOND TOOLS

PUNTE PER PIASTRELLE CON ATTACCO ESAGONALE 8,3
TILE DRILLS WITH HEX SHANK 8,3



DIAMANT 

Punte per piastrelle con attacco esagonale
Tile Drills with hex shank



- Il rivestimento in diamante prolunga la durata della punta
- Per fori perfettamente rotondi

- Longer life of tool due to high resistant diamond coating
- Clean round holes



- Con cera refrigerante fino al Ø 15,0 mm

- Up to 15,0 mm filled with cooling-wax for dry cutting



- Foratura più veloce rispetto alle punte normali


- Faster operation than normal drills



- L'attacco esagonale le rende adatte agli utensili a batteria

- Due to hex-shank SW 8,3 suitable for cordless machines

Adatto per / Suitable for:



Caratteristiche speciali: veloce
Special features: fast



Importante: dal Ø 17,0 mm in poi è necessario refrigerare con acqua, in caso contrario la durata della punta potrebbe ridursi del 10%. Velocità di foratura consigliata: 1500/2000 rpm. Non adatta per trapani a percussione. Per uso con utensili elettrici usare un connettore IP55.
Important: from size 17,0 mm always cool with water because without cooling the lifetime of tool would be reduced to 10 % of the normal lifetime!
Recommended drilling speed 1500/2000 rpm. Rotary use only! Comment: for line-powered machines a FI-/PRCD-connector must be used.

**PUNTE PER PIASTRELLE CON ATTACCO ESAGONALE 8,3
TILE DRILLS WITH HEX SHANK 8,3**

Punte speciali per piastrelle molto dure con spessore max 8-10 mm. Materiali: gres porcellanato, porcellana, marmo, granito, ceramica e terracotta.

Con cera refrigerante fino al Ø 15,0 mm per taglio a secco. Per diametri maggiori è indispensabile refrigerare con acqua per garantire una lunga durata dell'utensile. Dopo 30 secondi di foratura è necessaria una pausa per refrigerare. Non adatte per trapani a percussione.

Special drills for extremely hard tiles up to max. 8 – 10 mm thickness, for example: Stoneware, Porcelain, Marble, Granite, Ceramic and Terracotta.

Up to 15,0 mm filled with cooling-wax for dry cutting. For bigger sizes cooling with water is essential in order to guarantee a long life time of tool. After drilling 30 seconds it is necessary to have a short cooling break. For rotary use only!



2701

ART.	Ø mm	L mm Totale Overall	L mm Lungh. di lavoro Working length
con cera refrigerante/with cooling wax			
2701 03 00500	5,0	67	10
2701 03 00600	6,0	67	10
2701 03 00800	8,0	80	10
2701 03 01000	10,0	80	10
2701 03 01200	12,0	80	10
2701 03 01400	14,0	80	10
2701 03 01500	15,0	80	10
senza cera refrigerante/without cooling wax			
2701 03 01700	17,0	90	10
2701 03 02000	20,0	90	10
2701 03 02200	22,0	90	10
2701 03 02500	25,0	90	10
2701 03 03000	30,0	90	10
2701 03 03500	35,0	90	10
2701 03 04000	40,0	90	10
2701 03 05000	50,0	90	10
2701 03 05500	55,0	90	10
2701 03 06500	65,0	90	10
2701 03 07000	70,0	90	10



Confezione: imballo singolo
Individual packaging

Assortimento / Set

ART.	Tipo Type		Contenuto Content
2701 13 30003	DKB 3	3 pz / pcs	6 / 8 / 10 Ø mm


i

DIAMANT  **UTENSILI DIAMANTATI**
DIAMOND TOOLS

PUNTE PER PIASTRELLE BASIC CON ATTACCO CILINDRICO (9,5 mm)
TILE DRILLS BASIC WITH ROUND-SHANK (9,5 mm)


Punte per piastrelle dure in gres porcellanato, porcellana, marmo, granito e ceramica. È indispensabile refrigerare con acqua per garantire una lunga durata dell'utensile.

Drills for hard tiles like Stoneware, Porcelain, Marble, Granite, Ceramic. Cooling with water is essential in order to guarantee a long life time of tool.



2703

ART.	Ø mm	L mm Totale Overall	L mm Lungh. di lavoro Working length
2703 03 00500	5,0	53	10
2703 03 00600	6,0	53	10
2703 03 00800	8,0	53	10
2703 03 01000	10,0	53	10
2703 03 01200	12,0	53	10
2703 03 02500	25,0	53	10



Confezione: imballo singolo
Individual packaging

Bussolotto / Round Box

ART.	Tipo Type	Contenuto Content
2703 14 30006	DB 6	6 pz / pcs 2 x 6 / 8 / 10 Ø mm



ACCESSORI PER PUNTE DIAMANTATE DIAMANT
ACCESSORIES FOR DIAMOND TILE DRILLS

2701

ART.	Tipo Type	Description Description
2701 09 00002	ZH 412	Guida ABS 4-12 mm + Flacone a pressione per refrigerante Drill guide ABS 4 - 12 mm + Compressed air water-supply bottle



ART.	Tipo Type	Description Description
2701 09 00003	ZH 885	Guida BIG 8-85 mm + Flacone a pressione per refrigerante Drill guide BIG 8 - 85 mm + Compressed air water-supply bottle



ART.	Tipo Type	Description Description
2701 03 00001	ZH INOX	Dispositivo di centraggio in acciaio inox 5 - 40 mm / Centering Guide, Stainless 5 - 40 mm



ART.	Tipo Type	Description Description
2702 03 00001	AD - M 14	Adattatore esagonale SW 8,5 mm per trapani diamantati M14 Hexagon adaptor SW 8,5 mm for M14 diamond tile drills



**PUNTE PER PIASTRELLE CON ATTACCO M14 PER SMERIGLIATRICI ANGOLARI
TILE DRILLS WITH M14 THREAD FOR ANGLE GRINDERS**

Punte speciali per piastrelle molto dure con spessore max 10 mm. Materiali: gres porcellanato, porcellana, marmo, granito e ceramica. Con cera refrigerante fino al Ø 15,0 mm per taglio a secco. Dopo 30 secondi di foratura è necessaria una pausa per refrigerare. Non adatte per trapani a percussione.

Special drills for dry cutting of extremely hard tiles up to max. 10 mm thickness, for example: Stoneware, Porcelain, Marble, Granite, Ceramic. Up to size 15,0 mm filled with cooling-wax. After drilling 30 seconds it is necessary to have a short cooling break. For rotary use only!



ART.	Ø mm	L mm Totale Overall	L mm Lungh. dilavoro Working length
con cera refrigerante/with cooling wax			
2702 03 00600	6,0	64	10
2702 03 00800	8,0	64	10
2702 03 01000	10,0	64	10
2702 03 01200	12,0	64	10
2702 03 01400	14,0	64	10
2702 03 01500	15,0	64	10
senza cera refrigerante/without cooling wax			
2702 03 02000	20,0	64	10
2702 03 02500	25,0	64	10
2702 03 03000	30,0	64	10
2702 03 03500	35,0	64	10
2702 03 04000	40,0	64	10
2702 03 04300	43,0	64	10
2702 03 04500	45,0	64	10
2702 03 05000	50,0	64	10
2702 03 05500	55,0	64	10
2702 03 06000	60,0	64	10
2702 03 06800	68,0	64	10
2702 03 07000	70,0	64	10
2702 03 08000	80,0	64	10



2702


 Confezione: imballo singolo
Individual packaging

Bussolotto / Round Box

ART.	Tipo Type		Contenuto Content
2702 14 30004	DB 4	4 pz / pcs	2 x 6 / 1 x 8 / 1 x 10 Ø mm


Cassette BC / BC Boxes

ART.	Tipo Type		Contenuto Content
2702 13 30004	DB 4 - 2	4 pz / pcs	35 / 40 / 50 / 68 Ø mm
2702 13 30007	DB 7	7 pz / pcs	2 x 6 / 2 x 8 / 1 x 10 / 1 x 12 / 1 x 14 Ø mm



DIAMANT  **UTENSILI DIAMANTATI**
DIAMOND TOOLS

SEGHE A TAZZA PROFI CON SEGMENTI DIAMANTATI
CORE DRILLS PROFI, WITH TURBO SEGMENTS

Per cemento, cemento armato, pietra calcarea, muratura. Non adatte per trapani a percussione.

For concrete, reinforced concrete, all types of limestone, masonry. For rotary use only!



2720



Confezione: imballo singolo
Individual packaging

ART.	Ø mm	Segmenti Segmentes	L mm Altezza segmenti Segment height	L mm Lunghezza di lavoro Working length
2720 03 00068	68,0	3	8	60
2720 03 00082	82,0	4	8	60

ACCESSORI PER SEGHE A TAZZA DIAMANTATE
ACCESSORIES FOR DIAMOND CORE DRILLS

06

Gambi senza punta pilota / Arbors without Pilot drill

ART.	Codolo Shank	mm Lunghezza Leight
2301 15 00001	Esagonale / Hex SW 12	100
2301 15 00002	SDS-Plus	100



2301
Codolo esagonale / Hex shank



2301
SDS-Plus

Punta pilota / Pilot drill

ART.	Ø mm
2302 07 00800	8,0 x 120 mm MD / HM



2302

PUNTE PER LEGNO WOOD DRILL BITS

PUNTE PER LEGNO IN ACCIAIO CV BRAD POINT WOOD DRILL BITS CV

Con punta di centraggio rettificata, due taglienti di spalla e taglio destro. Per tagli precisi in legno, compensato, pannelli e truciolato non rivestito.

Machine ground centre-tip and 2 shouldered cutting edges, right hand cutting. For exact drilling in wood, plywood, fibreboard, uncoated chipboard, etc.



3100 - 3101

ART.	Ø mm	Ø Codolo Shank	L mm Totale Overall	L mm Spirale Flute
3100 07 00300	3,0	3	61	33
3100 07 00400	4,0	4	75	43
3100 07 00500	5,0	5	86	52
3100 07 00600	6,0	6	93	57
3100 07 00700	7,0	7	109	69
3100 07 00800	8,0	8	117	75
3100 07 00900	9,0	9	120	81
3100 07 01000	10,0	10	133	87
3100 07 01100	11,0	10	142	89
3100 07 01200	12,0	10	151	96
3100 07 01300	13,0	10	151	96
3100 07 01400	14,0	10	151	96
3100 07 01500	15,0	10	160	100
3100 07 01600	16,0	10	160	100
3100 07 01800	18,0	10	180	120
3100 07 02000	20,0	10	200	130
3101 07 00600	6,0	6	250	155
3101 07 00800	8,0	8	250	155
3101 07 01000	10,0	10	250	155
3101 07 01200	12,0	10	250	155
3101 07 01400	14,0	10	250	155
3101 07 01600	16,0	10	250	155
3101 07 01800	18,0	10	250	155
3101 07 02000	20,0	10	250	155
3101 07 00840	8,0	8	400	340
3101 07 01040	10,0	10	400	340
3101 07 01240	12,0	10	400	340
3101 07 01440	14,0	10	400	340
3101 07 01640	16,0	10	400	340
3101 07 02040	20,0	10	400	340



Confezione: imballo singolo
Individual packaging

Confezioni in plastica / Plastic Boxes

ART.	Tipo Type		Contenuto Content
3100 14 30005	H 50	5 pz / pcs	4 / 5 / 6 / 8 / 10 Ø mm
3100 14 30008	H 80	8 pz / pcs	3 / 4 / 5 / 6 / 7 / 8 / 9 / 10 Ø mm



**PUNTE PER LEGNO
WOOD DRILL BITS**

**PUNTE PER LEGNO HSS-G RETTIFICATE, VERSIONE INDUSTRIALE
BRAD POINT WOOD DRILL BITS HSS-G FULLY GROUND, INDUSTRIAL-TYPE**

Con punta di centraggio rettificata, due taglienti di spalla e taglio destro. Per tagli precisi in legno, compensato, pannelli e truciolato rivestito.

Machine ground centre-tip, 2 cutting-edges, right hand cutting, polished surface. For exact drilling in wood, plywood, fibreboard, coated chipboard, etc.

PRO



3110

ART.	Ø mm	Ø Codolo Shank	L mm Totale Overall	L mm Spirale Flute
3110 07 00300	3,0	3	61	33
3110 07 00400	4,0	4	75	43
3110 07 00500	5,0	5	86	52
3110 07 00600	6,0	6	93	57
3110 07 00700	7,0	7	109	69
3110 07 00800	8,0	8	117	75
3110 07 00900	9,0	9	120	81
3110 07 01000	10,0	10	133	87
3110 07 01100	11,0	10	142	89
3110 07 01200	12,0	10	151	96
3110 07 01300	13,0	10	151	96
3110 07 01400	14,0	10	151	96
3110 07 01600	16,0	10	180	100



Confezione: imballo singolo
Individual packaging

06

Confezioni in plastica / Plastic Boxes

ART.	Tipo Type		Contenuto Content
3110 14 30005	H 50	5 pz / pcs	4 / 5 / 6 / 8 / 10 Ø mm
3110 14 30008	H 80	8 pz / pcs	3 / 4 / 5 / 6 / 7 / 8 / 9 / 10 Ø mm



Caratteristiche speciali: veloce ed economico
Special features: fast & economical



Una carica della batteria
= 30% in più di foratura /
One Battery-charge
= 30% more holes




i



- Punta di centraggio rettificata per fori precisi
- Centraggio perfetto grazie all'affilata punta
- Precision grinded centering point for accurate holes
- Exact centering due to sharp centering tip



- Spirale ottimizzata per una migliore rimozione dei trucioli
- Optimized flute geometry for quick chip removal



- Perfetta per fori puliti e senza sbavature
- Perfect for clean and splinterfree holes

PUNTE PER LEGNO WOOD DRILL BITS

SVASATORI 90° PER PUNTE DA TRAPANO SHELL DRILL COUNTERSINKS

In acciaio speciale, 5 taglienti, angolo di svasatura 90°. Per forare e svasare nel legno tenero in un'unica operazione. Da usare con una punta da legno del diametro corrispondente. Utilizzabile anche come fermo di profondità.

Made of Special Steel, 5 cutting-edges, countersink angle 90°. For drilling and countersinking in soft wood in one single operation. Must be used in combination with a woodworking drill bit of corresponding diameter. Can be used as a drilling depth stop by turning the tool.

ART.	Ø mm Esterno Outside	Ø mm Per foro For drill
3450 05 01203	12,0	3
3450 05 01204	12,0	4
3450 05 01205	12,0	5
3450 05 01206	12,0	6
3450 05 01608	16,0	8
3450 05 01610	16,0	10



Confezione: imballo singolo
Individual packaging



3450

Cassetta in legno / Wooden Box

ART.	Tipo Type		Contenuto Content
3450 14 50005	AHB 5	5 pz / pcs	3 / 4 / 5 / 6 Ø mm + chiave / L key



SVASATORI 90° DIN 6446 B, 5 TAGLIENTI COUNTERSINKS DIN 6446 B, 5 CUTTING EDGES

In acciaio speciale, 5 taglienti, angolo di svasatura 90°. Per forare e svasare nel legno e altri materiali teneri.

Made of hardened Special-Steel, with 5 cutting edges, Countersink angle 90°. For countersinking drilling-holes in wood and other soft materials.

ART.	Ø mm Esterno Outside	Ø mm Per foro For drill
3700 07 01000	10,0	6
3700 07 01300	13,0	8
3700 07 01600	16,0	8
3700 07 02000	20,0	8



Confezione: imballo singolo
Individual packaging



3700

FRESE PER LEGNO FORSTNER FORSTNER BITS

Con punta di centraggio, 2 taglienti e tagliente periferico chiuso, taglio destro, forgiate. Per fori precisi e privi di schegge su legno, legno lamellare etc.

With centre-point, 2 cutting edges and one circumferential cutting blade, right hand cutting, forged version. For exact and splinterfree holes in wood, veneered wooden boards, etc.



3250

ART.	Ø mm	Ø Codolo Shank	L mm Totale Overall
3250 05 00800	8,0	8	90
3250 05 01000	10,0	8	90
3250 05 01200	12,0	8	90
3250 05 01400	14,0	8	90
3250 05 01500	15,0	8	90
3250 05 01600	16,0	8	90
3250 05 01800	18,0	8	90
3250 05 02000	20,0	8	90
3250 05 02200	22,0	8	90
3250 05 02400	24,0	8	90

3250 05 02500	25,0	8	90
3250 05 02600	26,0	8	90
3250 05 02800	28,0	8	90
3250 05 03000	30,0	8	90
3250 05 03200	32,0	10	90
3250 05 03500	35,0	10	90
3250 05 03800	38,0	10	90
3250 05 04000	40,0	10	90
3250 05 04500	45,0	10	90
3250 05 05000	50,0	10	90



Confezione: imballo singolo
Individual packaging



Cassetta in legno / Wooden Box

ART.	Tipo Type		Contenuto Content
3250 14 50005	FB 5	5 pz / pcs	15 / 20 / 25 / 30 / 35 mm Ø

PUNTE PER LEGNO WOOD DRILL BITS

FRESE A TENONI PER TASSELLI E PERNI DI LEGNO DIN 7489 TENON DOWEL/PLUG CUTTERS DIN 7489

Taglienti interni ed esterni in lega speciale di acciaio, rettificati e finitura brunita. Da usare con punte Forstner perappare buchi di nodi allentati o rotti o per riparare punti danneggiati nel legno.

Precision ground outer and inner cutting edge, made of alloyed special-steel, black finish and partly polished. Designed to repair knot-holes in connection with BC-Forstner-Bits.



3650

ART.	Ø mm	Ø Codolo Shank	L mm Totale Overall
3650 05 00800	8,0	11	140
3650 05 01000	10,0	11	140
3650 05 01200	12,0	13	140
3650 05 01500	15,0	13	140
3650 05 01600	16,0	13	140
3650 05 02000	20,0	13	140
3650 05 02200	22,0	13	140
3650 05 02500	25,0	13	140
3650 05 02600	26,0	13	140
3650 05 03000	30,0	13	140
3650 05 03500	35,0	16	160
3650 05 04000	40,0	16	160



Confezione: imballo singolo
Individual packaging

FRESE CON INSERTI IN MD CYLINDER BORING BITS, CARBIDE TIPPED

In acciaio speciale forgiato, con punta di centraggio, due taglienti e due incisori in metallo duro, codolo cilindrico, taglio destro e lunghezza totale di 90 mm. Per fori precisi e privi di schegge su legno duro, legno lamellare, truciolato etc. Lunga durata grazie agli inserti in metallo duro.

Forged special-steel, centre-point, 2 main-cutters and 2 cutting-lips made of carbide, cylindrical shank, right hand cutting, total length 90 mm. For exact, splinterfree drilling in hardwood, veneered wood sheet, chip-board, etc. Long life-time due to carbide-material of tip.



3261

ART.	Ø mm	Ø Codolo Shank
3261 05 01000	10,0	8
3261 05 01500	15,0	8
3261 05 01800	18,0	8
3261 05 02000	20,0	8
3261 05 02400	24,0	8
3261 05 02500	25,0	8
3261 05 03000	30,0	8
3261 05 03500	35,0	8
3261 05 04000	40,0	8



Confezione: imballo singolo
Individual packaging

MECCHIE PER LEGNO REGOLABILI WOOD MILLING CUTTERS, ADJUSTABLE

Con punta di centraggio, tagliente e due lame regolabili. Per forare nel legno morbido e truciolato.

With centre-point, raised lip and 2 exchangeable blades each. Designed for drilling holes in soft wood and chip-board.



3350

ART.	Grandezza Size	mm Foro Range
3350 05 01545	1	15 - 45



Confezione: imballo singolo
Individual packaging

PUNTE PER LEGNO WOOD DRILL BITS

PUNTE PER TELAI FRAME WORK DRILLS

Punte elicoidali con codolo prolungato. Uscita aperta dell'elica a partire da 12 mm per una migliore rimozione dei trucioli. Adatte per casseforme, travi, assi, gesso e pannelli leggeri.

Solid Twist drills with extended shank. 12 mm drills and bigger dimensions with open flute for better chip removal. Designed for drilling inner and outer covering boards in one operation; also for beams, hardboard etc.



3120

ART.	Ø mm	L mm Totale Overall
3120 07 00640	6,0	400
3120 07 00660	6,0	600
3120 07 00840	8,0	400
3120 07 00860	8,0	600
3120 07 01040	10,0	400
3120 07 01060	10,0	600
3120 07 01240	12,0	400
3120 07 01260	12,0	600
3120 07 01440	14,0	400
3120 07 01460	14,0	600
3120 07 01640	16,0	400
3120 07 01660	16,0	600
3120 07 01840	18,0	400
3120 07 01860	18,0	600

ART.	Ø mm	L mm Totale Overall
3120 07 02040	20,0	400
3120 07 02060	20,0	600
3120 07 02240	22,0	400
3120 07 02260	22,0	600
3120 07 02440	24,0	400
3120 07 02460	24,0	600
3120 07 02640	26,0	400
3120 07 02660	26,0	600
3120 07 02840	28,0	400
3120 07 02860	28,0	600
3120 07 03040	30,0	400
3120 07 03060	30,0	600



Confezione: imballo singolo
Individual packaging

06

PUNTE PER TELAI, CODOLO SDS-PLUS FRAME WORK DRILLS SDS-PLUS SHANK

Punte elicoidali con codolo prolungato. Uscita aperta dell'elica a partire da 12 mm per una migliore rimozione dei trucioli. Adatte per casseforme, travi, assi, gesso e pannelli leggeri.

Solid Twist drills with extended shank. 12 mm drills and bigger dimensions with open flute for better chip removal. Designed for drilling inner and outer covering boards in one operation; also for beams, hardboard etc.



3130

ART.	Ø mm	L mm Totale Overall
3130 07 01060	10,0	600
3130 07 01260	12,0	600
3130 07 01460	14,0	600
3130 07 01660	16,0	600
3130 07 01860	18,0	600
3130 07 02060	20,0	600



Confezione: imballo singolo
Individual packaging

PUNTE PER LEGNO WOOD DRILL BITS

MECCHIE PER LEGNO MACHINE FLAT BITS

Versione rettificata con punta di centraggio e 2 taglienti da entrambi i lati, codolo esagonale in acciaio speciale temprato. Per forare nel legno tenero, travi e truciolati.

Ground version with centre tip and 2 cutting-edges on both sides, hexagon-shank, made of special steel, heat-tempered. For drilling in soft-wood, beams and chip-boards.



3410

ART.	Ø mm	L mm Totale Overall
3410 07 00600	6,0	150
3410 07 00800	8,0	150
3410 07 01000	10,0	150
3410 07 01200	12,0	150
3410 07 01300	13,0	150
3410 07 01400	14,0	150
3410 07 01600	16,0	150
3410 07 01700	17,0	150
3410 07 01800	18,0	150
3410 07 01900	19,0	150
3410 07 02000	20,0	150
3410 07 02200	22,0	160
3410 07 02400	24,0	160
3410 07 02500	25,0	160

ART.	Ø mm	L mm Totale Overall
3410 07 02600	26,0	160
3410 07 02800	28,0	160
3410 07 03000	30,0	160
3410 07 03200	32,0	160
3410 07 03400	34,0	160
3410 07 03500	35,0	160
3410 07 03600	36,0	160
3410 07 03800	38,0	160
3410 07 04000	40,0	160



Confezione: imballo singolo
Individual packaging

PUNTE PER LEGNO FORMA LEWIS, CODOLO SDS-PLUS AUGER BITS LEWIS-PATTERN, SDS-PLUS SHANK

Versione fresata con punta a centrare, un tagliente, punta speciale a gradino. Foratura precisa con ottima rimozione dei trucioli sia nel legno duro che tenero. La speciale punta a gradino le rende adatte anche per il legno umido.

Milled version with self-threatening tip, 1 cutting lip, special step-tip. Exact drilling with excellent chip removal in soft- and most hard-woods. Due to special "step-tip" also for drilling in wet wood.



3210



Confezione: imballo singolo
Individual packaging

ART.	Ø mm	L mm Totale Overall	L mm Spirale Flute
3210 07 00823	8,0	235	160
3210 07 01023	10,0	235	160
3210 07 01046	10,0	460	360
3210 07 01223	12,0	235	160
3210 07 01246	12,0	460	360
3210 07 01423	14,0	235	160
3210 07 01446	14,0	460	360
3210 07 01623	16,0	235	160
3210 07 01646	16,0	460	360

ART.	Ø mm	L mm Totale Overall	L mm Spirale Flute
3210 07 01823	18,0	235	160
3210 07 01846	18,0	460	360
3210 07 02023	20,0	235	160
3210 07 02046	20,0	460	360
3210 07 02223	22,0	235	160
3210 07 02246	22,0	460	360
3210 07 02523	25,0	235	160
3210 07 02546	25,0	460	360

PUNTE PER LEGNO WOOD DRILL BITS

PUNTE PER LEGNO FORMA LEWIS, CODOLO ESAGONALE AUGER BITS LEWIS-PATTERN, HEX SHANK

Versione fresata con punta a centrare, un tagliente, punta speciale a gradino, codolo esagonale max 12. Foratura precisa con ottima rimozione dei trucioli sia nel legno duro che tenero. La speciale punta a gradino le rende adatte anche per il legno umido.

Milled version with self-threatening tip, 1 cutting lip, special step-tip, hexagon-shank max 12. Exact drilling with excellent chip removal in soft- and most hard-woods. Due to special "step-tip" also for drilling in wet wood.



3200



Confezione: imballo singolo
Individual packaging

ART.	Ø mm	L mm Totale Overall	L mm Spirale Flute
3200 07 00623	6,0	235	160
3200 07 00632	6,0	320	255
3200 07 00646	6,0	460	360
3200 07 00660	6,0	600	520
3200 07 00823	8,0	235	160
3200 07 00832	8,0	320	255
3200 07 00846	8,0	460	360
3200 07 00860	8,0	600	520
3200 07 01023	10,0	235	160
3200 07 01032	10,0	320	255
3200 07 01046	10,0	460	360
3200 07 01060	10,0	600	520
3200 07 01223	12,0	235	160
3200 07 01232	12,0	320	255
3200 07 01246	12,0	460	360
3200 07 01260	12,0	600	520
3200 07 01423	14,0	235	160
3200 07 01432	14,0	320	255
3200 07 01446	14,0	460	360
3200 07 01460	14,0	600	520
3200 07 01623	16,0	235	160
3200 07 01632	16,0	320	255
3200 07 01646	16,0	460	360
3200 07 01660	16,0	600	520
3200 07 01823	18,0	235	160
3200 07 01832	18,0	320	255
3200 07 01846	18,0	460	360
3200 07 01860	18,0	600	520

ART.	Ø mm	L mm Totale Overall	L mm Spirale Flute
3200 07 02023	20,0	235	160
3200 07 02032	20,0	320	255
3200 07 02046	20,0	460	360
3200 07 02060	20,0	600	520
3200 07 02223	22,0	235	160
3200 07 02246	22,0	460	360
3200 07 02260	22,0	600	520
3200 07 02423	24,0	235	160
3200 07 02446	24,0	460	360
3200 07 02460	24,0	600	520
3200 07 02523	25,0	235	160
3200 07 02546	25,0	460	360
3200 07 02560	25,0	600	520
3200 07 02623	26,0	235	160
3200 07 02646	26,0	460	360
3200 07 02660	26,0	600	520
3200 07 02823	28,0	235	160
3200 07 02846	28,0	460	360
3200 07 02860	28,0	600	520
3200 07 03023	30,0	235	160
3200 07 03046	30,0	460	360
3200 07 03060	30,0	600	520
3200 07 03223	32,0	235	160
3200 07 03246	32,0	460	360
3200 07 03260	32,0	600	520

06




























































Cassette in legno / Wooden Boxes

ART.	Tipo Type		Contenuto Content
3200 14 50623	SB 235	8 pz / pcs	6 / 8 / 10 / 12 / 14 / 16 / 18 / 20 x 235 mm
3200 14 50632	SB 320	6 pz / pcs	10 / 12 / 14 / 16 / 18 / 20 x 320 mm
3200 14 50646	SB 460	6 pz / pcs	10 / 12 / 14 / 16 / 18 / 20 x 460 mm



SEGHE A TAZZA HOLE SAWS

APPLICAZIONI TABLE OF APPLICATION

ART	1900 HSS	1901 HSS-E	1930	2701
		VA-CUT8	MULTI-CUT	DIAMANT 
	Seghe a tazza bimetalliche Bi-Metal Hole Saws		Seghe a tazza in MD TCT Hole Saws	Punte diamantate Diamond Hole Saws
				
Metallo Metal		 		
Alluminio Aluminium	 	 		
Acciaio Inox Stainless steel				
Metalli non ferrosi Non ferrous metal	 	 		
Legno Wood			 	
Laminato Laminate			 	
Plastica Plastics			 	
Plexiglas Acrylic Glass			 	 
Ceramica, piastrelle Ceramics, Tiles				 
Vetro Glass				 
Fibra di vetro Glass fibre			 	 
Piani di lavoro Worktops			 	
Cartongesso Gypsum board	 	 	 	
MDF			 	
Muratura Masonry				

 Adatto / Suitable

  Raccomandato / Recommended

SEGHE A TAZZA HOLE SAWS

PARAMETRI D'IMPIEGO CONSIGLIATI PER SEGHE A TAZZA BIMETALLICHE HSS E HSS-E (Co8) APPLICATION RECOMMENDATION FOR BI-METAL HOLE SAWS HSS AND HSS-E (Co8)

mm	Inch	Acciaio Steel	Acciaio inox Stainless steel	Ghisa Cast iron	Ottone/Rame Brass/Copper	Alluminio Aluminium	Materie termo-plastiche Thermo plastic	Materiali plastici termo-indurenti Duroplast	Legno Wood
Ø	Ø	RPM							
14	9/16"	580	300	400	790	900	455	341	910
16	5/8"	550	275	365	730	825	398	299	796
17	11/16"	500	250	330	665	750	375	281	749
19	3/4"	460	230	300	600	690	335	251	670
21	13/16"	425	210	280	560	630	303	227	607
22	7/8"	390	195	260	520	585	290	217	579
24	15/16"	370	185	245	495	555	265	199	531
25	1"	350	175	235	470	525	255	191	510
27	11/16"	325	160	215	435	480	236	177	472
29	11/8"	300	150	200	400	450	220	165	439
30	13/16"	285	145	190	380	425	212	159	425
32	1.1/4"	275	140	180	360	410	199	149	398
33	1.5/16"	268	135	175	345	390	193	145	386
35	1.3/8"	250	125	165	330	375	182	136	364
37	1.7/16"	240	120	160	315	360	172	129	344
38	1.1/2"	240	120	160	315	360	168	126	335
40	1.9/16"	220	110	145	290	330	159	119	318
41	1.5/8"	210	105	140	280	315	155	117	311
43	1.11/16"	205	100	135	270	305	148	111	296
44	1.3/4"	195	95	130	250	295	145	109	290
46	1.13/16"	190	95	125	250	285	138	104	277
48	1.7/8"	180	90	120	240	270	133	100	265
51	2"	170	85	115	230	255	125	94	250
52	2.1/16"	165	80	110	220	245	122	92	245
54	2.1/8"	160	80	105	210	240	118	88	236
57	2.1/4"	150	75	100	200	225	112	84	223
59	2.5/16"	145	75	100	195	225	108	81	216
60	2.3/8"	140	70	95	190	220	106	80	212
64	2.1/2"	135	65	90	180	205	100	75	199
65	2.9/16"	130	65	85	175	200	98	73	196
67	2.5/8"	130	65	85	170	195	95	71	190
68	2.11/16"	130	65	85	170	195	94	70	187
70	2.3/4"	125	60	80	160	185	91	68	182
73	2.7/8"	120	60	80	160	180	87	65	175
76	3"	115	55	75	150	170	84	63	168
79	3.1/8"	110	55	70	140	165	81	60	161
83	3.1/4"	105	50	70	140	155	77	58	153
86	3.3/8"	100	50	65	130	150	74	56	148
89	3.1/2"	95	45	65	130	145	72	54	143
92	3.5/8"	95	45	60	120	140	69	52	138
95	3.3/4"	90	45	60	120	135	67	50	134
98	3.7/8"	90	45	60	120	135	65	49	130
102	4"	85	40	55	110	130	62	47	125
105	4.1/8"	80	40	55	110	120	61	45	121
108	4.1/4"	80	40	55	110	120	59	44	118
111	4.3/8"	80	40	50	100	120	57	43	115
114	4.1/2"	75	35	50	100	105	56	42	112
121	4.3/4"	70	35	45	90	95	53	39	105
127	5"	65	30	40	85	90	50	38	100
140	5.1/2"	65	30	35	80	85	45	34	91
152	6"	55	25	35	75	85	42	31	84
160	6.1/3"	55	25	35	75	85	40	30	80
168	6.5/8"	55	25	35	75	85	38	28	76
177	7"	50	20	30	70	80	36	27	72
210	8.1/4"	45	20	30	70	80	30	23	61

SEGHE A TAZZA HOLE SAWS

SEGHE A TAZZA BIMETALLICHE IN HSS BI-METAL HOLE SAWS HSS

Seghe a tazza con passo del dente variabile che riduce le vibrazioni ed evita surriscaldamenti durante il taglio. Adatte per lamiera, alluminio, plastica, legno, compensato, pannelli in plastica; profondità di taglio 38 mm.

Hole saws with variable pitched cutting teeth for less vibration, smoother cutting and less heat production during cutting. For drilling sheet metal, aluminium, plastic, wood, plywood, plastic boards, cutting depth 38 mm.



1900



Confezione: imballo singolo
Individual packaging

ART.	Ø mm	Ø Inch
1900 09 00014	14	9/16"
1900 09 00016	16	5/8"
1900 09 00017	17	11/16"
1900 09 00019	19	3/4"
1900 09 00020	20	-
1900 09 00021	21	13/16"
1900 09 00022	22	7/8"
1900 09 00024	24	15/16"
1900 09 00025	25	1"
1900 09 00027	27	11/16"
1900 09 00029	29	11/8"
1900 09 00030	30	1.3/16"
1900 09 00032	32	1.1/4"
1900 09 00033	33	1.5/16"
1900 09 00035	35	1.3/8"
1900 09 00037	37	1.7/16"
1900 09 00038	38	1.1/2"
1900 09 00040	40	1.9/16"
1900 09 00041	41	1.5/8"
1900 09 00043	43	1.11/16"

ART.	Ø mm	Ø Inch
1900 09 00044	44	1.3/4"
1900 09 00045	45	-
1900 09 00046	46	1.3/16"
1900 09 00048	48	1,7/8"
1900 09 00050	50	-
1900 09 00051	51	2"
1900 09 00052	52	2.1/16"
1900 09 00054	54	2.1/8"
1900 09 00055	55	-
1900 09 00056	56	-
1900 09 00057	57	2.1/4"
1900 09 00059	59	2.5/16"
1900 09 00060	60	2.3/8"
1900 09 00064	64	2.1/2"
1900 09 00065	65	2.9/16"
1900 09 00067	67	2.5/8"
1900 09 00068	68	2.11/16"
1900 09 00070	70	2.3/4"
1900 09 00073	73	2.7/8"
1900 09 00075	75	-

ART.	Ø mm	Ø Inch
1900 09 00076	76	3"
1900 09 00079	79	3.1/8"
1900 09 00083	83	3.1/4"
1900 09 00086	86	3.3/8"
1900 09 00089	89	3.1/2"
1900 09 00092	92	3.5/8"
1900 09 00095	95	3.3/4"
1900 09 00098	98	3.7/8"
1900 09 00102	102	4"
1900 09 00105	105	4.1/8"
1900 09 00108	108	4.1/4"
1900 09 00111	111	4.3/8"
1900 09 00114	114	4.1/2"
1900 09 00121	121	4.3/4"
1900 09 00127	127	5"
1900 09 00133	133	5.1/4"
1900 09 00140	140	5.1/2"
1900 09 00152	152	6"
1900 09 00168	168	6.5/8"
1900 09 00210	210	8.9/32"

Valigette in plastica / Plastic Boxes

ART.	Tipo Type		Contenuto Content
1900 13 30009	RLS 9 SANITÄR	11 pz / pcs	19 / 22 / 29 / 35 / 38 / 44 / 51 / 57 / 64 mm AS 11 (14-30 mm Codolo esagonale / Hex-shank) AS 33 (32-210 mm Codolo esagonale / Hex-shank)
1900 13 30012	RLS 12 ELEKTRO 2	14 pz / pcs	16 / 19 / 22 / 25 / 29 / 32 mm 35 / 38 / 45 / 51 / 64 / 76 mm AS 11 (14-30 mm Codolo esagonale / Hex-shank) AS 33 (32-210 mm Codolo esagonale / Hex-shank)
1900 13 30014	RLS 14 ALLROUND	14 pz / pcs	19 / 22 / 25 / 29 / 32 / 35 / 44 / 51 mm 57 / 64 / 68 / 76 mm AS 11 (14-30 mm Codolo esagonale / Hex-shank) AS 33 (32-210 mm Codolo esagonale / Hex-shank)
1900 13 30015	RLS 15 UNIVERSAL	17 pz / pcs	19 / 22 / 29 / 35 / 38 / 44 / 51 / 57 mm 64 / 76 / 83 / 92 / 95 / 105 / 127 mm AS 11 (14-30 mm Codolo esagonale / Hex-shank) AS 33 (32-210 mm Codolo esagonale / Hex-shank)

Valigetta in plastica / Plastic Box

ART.	Tipo Type		Contenuto Content
1900 14 30006	LS 6 ELEKTO	8 pz / pcs	22 / 29 / 35 / 44 / 51 / 68 mm AS 11 (14-30 mm Codolo esagonale / Hex-shank) AS 33 (32-210 mm Codolo esagonale / Hex-shank)



SEGHE A TAZZA HOLE SAWS

SEGHE A TAZZA BIMETALLICHE IN HSS-E (Co8) BI-METAL HOLE SAWS HSS-E (Co8)

Seghe a tazza con denti in HSS-E (Co8). Passo del dente variabile che riduce le vibrazioni ed evita surriscaldamenti durante il taglio. Lunga durata e precisione nel taglio. Particolarmente adatte per acciaio e acciaio inox con spessore maggiore di 1 mm.

Hole saws with HSS-E (Co8) cutting teeth. Cutting teeth variable pitched for less vibration, smoother cutting and less heat production during cutting. Special long life tool for clean and precise holes. Especially designed for steel and stainless steel thicker than 1 mm.



1901



Confezione: imballo singolo
Individual packaging

ART.	Ø mm	Ø Inch
1901 09 00014	14	9/16"
1901 09 00016	16	5/8"
1901 09 00017	17	11/16"
1901 09 00019	19	3/4"
1901 09 00020	20	-
1901 09 00021	21	13/16"
1901 09 00022	22	7/8"
1901 09 00024	24	15/16"
1901 09 00025	25	1"
1901 09 00027	27	11/16"
1901 09 00029	29	11/8"
1901 09 00030	30	1.3/16"
1901 09 00032	32	1.1/4"
1901 09 00033	33	1.5/16"
1901 09 00035	35	1.3/8"
1901 09 00037	37	1.7/16"
1901 09 00038	38	1.1/2"
1901 09 00040	40	1.9/16"
1901 09 00041	41	1.5/8"
1901 09 00043	43	1.11/16"


ART.	Ø mm	Ø Inch
1901 09 00044	44	1.3/4"
1901 09 00046	46	1.3/16"
1901 09 00048	48	1,7/8"
1901 09 00051	51	2"
1901 09 00052	52	2.1/16"
1901 09 00054	54	2.1/8"
1901 09 00057	57	2.1/4"
1901 09 00059	59	2.5/16"
1901 09 00060	60	2.3/8"
1901 09 00064	64	2.1/2"
1901 09 00065	65	2.9/16"
1901 09 00067	67	2.5/8"
1901 09 00068	68	2.11/16"
1901 09 00070	70	2.3/4"
1901 09 00073	73	2.7/8"
1901 09 00076	76	3"
1901 09 00079	79	3.1/8"
1901 09 00083	83	3.1/4"
1901 09 00086	86	3.3/8"
1901 09 00089	89	3.1/2"

ART.	Ø mm	Ø Inch
1901 09 00092	92	3.5/8"
1901 09 00095	95	3.3/4"
1901 09 00098	98	3.7/8"
1901 09 00102	102	4"
1901 09 00105	105	4.1/8"
1901 09 00108	108	4.1/4"
1901 09 00111	111	4.3/8"
1901 09 00114	114	4.1/2"
1901 09 00121	121	4.3/4"
1901 09 00127	127	5"
1901 09 00133	133	5.1/4"
1901 09 00140	140	5.1/2"
1901 09 00152	152	6"
1901 09 00168	168	6.5/8"
1901 09 00177	177	7"
1901 09 00210	210	8.9/32"

06

Cassetta in plastica / Plastic Box

ART.	Tipo Type		Contenuto Content
1901 14 30006	LS 6-E	8 pz / pcs	22 / 29 / 35 / 44 / 51 / 68 mm AS 11 (14-30 mm Codolo esagonale / Hex-shank) AS 33 (32-210 mm Codolo esagonale / Hex-shank)
1901 13 30009	RLS 9-E	11 pz / pcs	19 / 22 / 29 / 35 / mm 38 / 44 / 51 / 57 / 64 mm AS 11 (14-30 mm Codolo esagonale / Hex-shank) AS 33 (32-210 mm Codolo esagonale / Hex-shank)
1901 13 30014	RLS 14-E	14 pz / pcs	19 / 22 / 25 / 29 / 32 / 35 / 44 / 51 mm 57 / 64 / 68 / 76 mm AS 11 (14-30 mm Codolo esagonale / Hex-shank) AS 33 (32-210 mm Codolo esagonale / Hex-shank)



Denti in HSS Co 8%
• Taglio incisivo
• Resistente all'usura
• Lunga durata

8 % Co tooting
• Aggressive cut
• Superb wear resistant
• Long lifetime

i

SEGHE A TAZZA HOLE SAWS

SEGHE A TAZZA UNIVERSALI CON INSERTI IN MD MULTI-PURPOSE HOLE SAWS TCT

MULTI-CUT

Pensate per elettricisti, installatori di impianti di riscaldamento, idraulici e carpentieri. Profondità di taglio 60 mm. Adatte per legno tenero e duro, MDF, compensato, pannelli di legno rivestito, cartongesso, plastica, calcestruzzo e piastrelle. Non adatte per trapani a percussione.

Especially designed for electricians, heating installers, plumbers, joiners and cabinet-makers due to universal application. Cutting depth 60 mm. Suitable for soft and hard wood, MDF, plywood, coated wood boards, dry wall, plastics, gas concrete and soft tiles. For rotary mode only!



1930



Confezione: imballo singolo
Individual packaging

ART.	Ø mm	Ø Inch
1930 09 00019	19	3/4"
1930 09 00022	22	7/8"
1930 09 00025	25	1"
1930 09 00029	29	-
1930 09 00032	32	1.1/4"
1930 09 00035	35	1.3/8"
1930 09 00038	38	1.1/2"
1930 09 00040	40	1.9/16"
1930 09 00044	44	1.3/4"
1930 09 00051	51	2"
1930 09 00054	54	2.1/8"
1930 09 00057	57	2.1/4"
1930 09 00060	60	2.3/8"
1930 09 00064	64	2.1/2"
1930 09 00068	68	2.11/16"

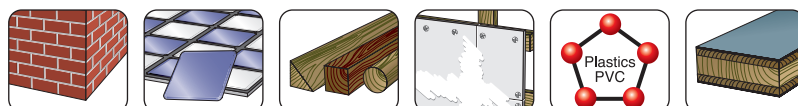
ART.	Ø mm	Ø Inch
1930 09 00070	70	2.3/4"
1930 09 00073	73	2.7/8"
1930 09 00076	76	3"
1930 09 00079	79	3.1/8"
1930 09 00080	80	-
1930 09 00083	83	3.1/4"
1930 09 00086	86	3.3/8"
1930 09 00089	89	3.1/2"
1930 09 00092	92	3.5/8"
1930 09 00102	102	4"
1930 09 00105	105	4.1/8"
1930 09 00121	121	4.3/4"
1930 09 00127	127	5"
1930 09 00152	152	6"

Valigetta in plastica / Plastic Box

ART.	Tipo Type		Contenuto Content
1930 13 30009	LM 9	11 pz / pcs	9 / 22 / 29 / 35 / 38 / 44 / 51 / 57 / 64 mm AM 11 (14-30 mm Codolo esagonale / Hex-shank) AM 33 (32-210 mm Codolo esagonale / Hex-shank)



Adatto per / Suitable for:



i

SEGHE A TAZZA HOLE SAWS

ACCESSORI PER SEGHE A TAZZA BIMETALLICHE ACCESSORIES FOR BI-METAL HOLE SAWS



1910 - N.1



1910 - N.2



1910 - N.3



1910 - N.4

Supporti con punta pilota / Arbors with pilot drill

ART.	Tipo Type	Codolo Shank	Ø mm Seghe Hole Saws	Filetto Thread	Immagine Figure
1910 09 00001	AS 1	SW 11	14 - 30 mm	1/2" x 20	1
1910 09 00011	AS 11	SW 9,5	14 - 30 mm	1/2" x 20	1
1910 09 00003	AS 3	SW 11	32 - 210 mm	5/8" x 18	2
1910 09 00033	AS 33	SW 9,5	32 - 210 mm	5/8" x 18	2
1910 09 00004	AS 4	SDS Plus	14 - 30 mm	1/2" x 20	3
1910 09 00006	AS 6	SDS Plus	32 - 210 mm	5/8" x 18	4



Confezione: imballo singolo
Individual packaging

Punte pilota in HSS / Pilot drill HSS

ART.	Tipo Type	Ø x L mm Totale Overall	Per supporto Fitting in
1911 03 00001	ZB 1	6,35 x 104	AS 1 + AS 11
1911 03 00002	ZB 2	6,35 x 83	AS 3 - AS 6



1911 HSS



Confezione: imballo singolo
Individual packaging

Punte pilota in HSS-E (Co5) / Pilot drill HSS-E (Co5)

ART.	Tipo Type	Ø x L mm Totale Overall	Per supporto Fitting in
1911 07 00003	ZB 3	6,35 x 104	AS 1 + AS 11
1911 07 00004	ZB 4	6,35 x 83	AS 3 - AS 6



1911 HSS-E (Co5)



Confezione: imballo singolo
Individual packaging

ACCESSORI PER SEGHE A TAZZA UNIVERSALI IN MD ACCESSORIES FOR MULTI PURPOSE HOLE SAWS TCT



1935 - N.1



1935 - N.2

Supporti con punta pilota / Arbors with pilot drill

ART.	Tipo Type	Codolo Shank	Ø mm Seghe Hole Saws	Filetto Thread	Immagine Figure
1935 09 00011	AM 11	SW 8,5	14 - 30 mm	1/2" x 20	1
1935 09 00033	AM 33	SW 8,5	32 - 210 mm	5/8" x 18	2



Confezione: imballo singolo
Individual packaging



1936 - N.1



1936 - N.2

Supporti pilota MD + HSS / Pilot drill TCT + HSS

ART.	Tipo Type	Per supporto Fitting in	Immagine Figure
1936 07 00001	HM	AM 11 +AM 33	1
1936 07 00002	HSS	AM 11 +AM 33	2



Confezione: imballo singolo
Individual packaging

**LAME PER SEGHETTI
SAW BLADES**

La vasta gamma di lame per seghetti permette di trovare l'utensile giusto per ogni applicazione.

The wide range of BC-Saws offers you a big choice for different application areas for jigsaw and reciprocating saw blades.



Per / For:
AEG, Atlas Copco, Bosch, DeWalt, Elu, Festool, Flex, Hitachi, Holz-Her, Kress, Mafell, Makita, Metabo, Protool.



Per / For:
AEG, Atlas Copco, Black & Decker, Bosch, Elu, Fein, Flex, Hitachi, Makita, Metabo, Milwaukee, Porter Cable, Rockwell, Skil.

06

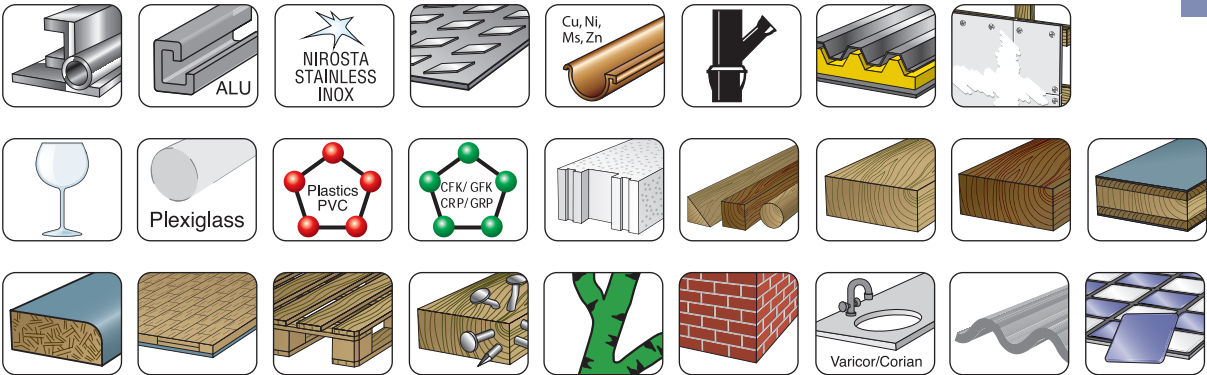


Attacco a T / T-shank



Attacco universale 1/2" / 1/2" Universal-shank

La soluzione per ogni tipo di materiale: / Always the solution for all materials:



LAME PER SEGHETTI SAW BLADES

LAME PER SEGHETTI ALTERNATIVI, SEGHE A GATTOCCIO, SEGHETTI PNEUMATICI E SEGHETTI A MANO JIGSAW, RECIPRO, COMPRESSED-AIR AND HACK SAW BLADES

Le prestazioni di una lama dipendono dalla qualità del materiale, dal tipo di dentatura e dalla geometria del dente.

The productive power of a saw blade depends on the base material quality, the kind of toothing and the tooth geometry.

Questi fattori, combinati ad un corretto uso dell'utensile e alla scelta della lama più adatta, consentono ottimi risultati di taglio su tutti i materiali.

These factors guarantee in combination with the correct use of the machine and blade selection the optimum result in cutting all materials.

A seguire una breve descrizione dei diversi tipi di dentatura:

Here is a short description about the different kind of toothing:

1. Denti fresati, linea di taglio stradata per tagli grezzi.
2. Denti fresati, linea di taglio ondulata per tagli sottili e puliti.
3. Denti rettificati, linea di taglio diritta. Lama con dorso rettificato a cono per tagli precisi e puliti.
4. Denti rettificati, linea di taglio stradata per tagli rapidi e grezzi.

1. Side set toothing for rough cuts.
2. Wavy set toothing for fine and clean cuts.
3. Conical ground blade with diagonally sharpened toothing for precise and clean cuts.
4. Side set, diagonally sharpened toothing for rough and quick cuts.

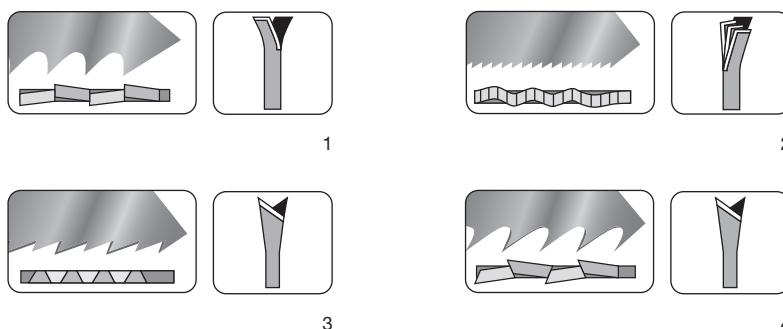


Tabella di comparazione / Comparable to

LAME PER SEGHETTI ALTERNATIVI / JIGSAW BLADES

ART.	AEG Atlas Copco	Bosch	Festo	Makita	Metabo
1963 - SPEED		T234X			
1960 - 25	254061	T101B	S75/2,5	B11/P04606	23634
1960 - K	373392	T101A0	S50K/1,4		23651
1960 - R	346079	T101BR		B19/P04662	23650
1960 - 30		T301CD			23977
1960 - 40	274351	T101D		B12/P04612	23635
1960 - D	373080	T101DP	S75/4FS		23655
1961 - 30	254071	T111C		B13/P04628	23632
1961 - U	213116	T144D	S75/4	B16/P04640	23633
1961 - UL	311633	T344D	S105/4	L2/P06454	23678
1961 - K	346078	T244D	S75/4K	B17/P04656	23649
1964 - 12	254063	T118A		B22/P04503	23637
1965 - 12	340011	T118AF	HS60/1,2BI		23971
1965 - 10	274654	T318AF	HS105/1,2BI		23978
1965 - 10L	373086		HS155/1,2BI		
1965 - 1825		T111HF			
1964 - 20	254064	T118B		B23/P04519	23638
1964 - 30	274315	T127D		B25/P04531	23639
1966 - GROB	213231	T130RIFF		P38788	23657
1966 - 42		T141HM	HM75/4,5	P38766	23652

LAME PER SEGHETTI SAW BLADES

LAME PER SEGHETTI ALTERNATIVI, SEGHE A GATTUCCIO, SEGHETTI PNEUMATICI E SEGHETTI A MANO JIGSAW, RECIPRO, COMPRESSED-AIR AND HACK SAW BLADES

La vasta gamma di lame per segchetti permette di trovare l'utensile giusto per ogni applicazione.

Per ogni materiale è necessario scegliere il tipo di acciaio più adatto. I diversi acciai si dividono in:

1. Acciaio Cromo-Vanadio.
2. Acciaio super rapido.
3. Lega di acciaio con rivestimento, inserto o bordo in metallo duro.
4. Bimetallo di HSS e HCS ultraflessibile per elevate prestazioni.
Vantaggi rispetto all'acciaio HSS:
 - altissime prestazioni
 - lunga durata
 - grande flessibilità

The wide BC-Saw range offers for different fields of application a big choice of Jig- and Recipro Saw blades.

Different materials need an individual choice of steel qualities. We distinguish between:

1. Alloyed tool steel
2. High speed steel
3. Alloyed tool steel with carbide coating, tungsten carbide teeth or toothed carbide coated ledge.
4. High temperature spring band steel and high speed steel to meet the highest demands.
Advantages against standard high speed steel blades:
 - optimum cutting efficiency
 - longer life
 - high elasticity for high demand




1



2



3



4

Tabella di comparazione / Comparable to

LAME PER SEGHE A GATTUCCIO / RECIPRO SAW BLADES

ART.	AEG Atlas Copco	Bosch	Makita	Lenox
1970 - 6	323800	S644D		
1970 - 6EL	323802		P05016	
1970 - 4/5	323803	S1531L		
1972 - VEL		S1222VF		
1971 - 18	354792	S922EF	P04880	
1971 - 18L	354793	S1122EF	P04933	818 R
1971 - 14	354789	S922BF	PO4911	614 R
1971 - 14L	361345	S1122BF	P04927	
1971 - 14EL	354790			
1971 - 10		S922HF		610 R
1971 - 10EL			P04983	
1973 - 3L	323815	S2041HM		
1973 - EL		S1130RIFF		100 RG
1974 - SPEZ		S1120CF	P46975	960 R

LAME PER SEGHETTI SAW BLADES

APPLICAZIONI TABLE OF APPLICATION

ART.	Legno / Wood										Plastica / Plastics		
	Legno/Wood	Pannelli truciolati rivestiti Laminated chipboard	Legno tenero/Soft wood	Legno duro/Hard wood	Compensator/Plywood	Riparazione pallet Pallet repair	Smontaggio finestre Dismantling	Laminati parquet Laminate, Parquet	Legno con residui metallici Wood with metal residues	Legno verde/Green wood	Plastica/Plastic	Plexiglas/Perspex	Materiali in fibra di carbonio / Carbon-fibre reinforced product
LAME PER SEGHETTI ALTERNATIVI / JIGSAW BLADES													
1960 - 25	●●	●	●	●●	●			●			●●		●
1963 - SPEED	●●	●●	●	●●	●			●			●●		●●
1960 - K	●	●	●		●●								
1960 - R	●●	●●	●	●●	●						●●		●
1960 - 40	●●	●	●	●●	●						●●		●
1960 - D	●●	●	●	●●	●						●●		●
1960 - 30	●●	●	●	●●	●						●		●
1961 - 30	●●	●	●	●●	●						●		
1961 - U	●●		●		●								
1965 - 40	●●	●	●●	●●	●								
1961 - K	●●	●	●●	●●	●								
1961 - UL	●●	●	●●	●●	●								
1964 - 12													
1965 - 12													
1964 - 20													
1965 - 10													
1965 - 10L													
1965 - 1825								●●					
1964 - 30										●●	●●		●
1966 - GROB													●●
1966 - 42	●●		●●										●●
LAME PER SEGHE A GATTUCCIO / RECIPRO SAW BLADES													
1970 - 6	●●										●●		
1970 - 6EL	●●										●●		
1970 - 4/5									●●				
1972 - VEL						●●	●		●●				
1971 - 18													
1971 - 18L													
1971 - 14													
1971 - 14L													
1971 - 14EL													
1971 - 10													
1971 - 10EL													
1973 - 3L	●●												●●
1973 - EL													
1974 - MF	●					●●	●●		●●				●●
1974 - MG	●					●●	●●		●●		●●		
1974 - MGL	●					●●	●●		●●		●		
1974 - SPEZ									●●				

● Adatto / Suitable ●● Consigliato / Recommended

**LAME PER SEGHETTI
SAW BLADES**

**APPLICAZIONI
TABLE OF APPLICATION**

ART.	Metallo / Metal											Caratteristiche / Characteristics						
	Acciaio inox Stainless steel	Tubi in acciaio, profilati in acciaio/Steel pipes, steel profile	Lamiere/Sheet metal	Metalli non ferrosi Non ferrous metal	Alluminio/Aluminium	Fusioni di acciaio Cast steel	Materiali stratificati Sandwich material	Cartongesso Gypsum board	Cuoio/Leather	Cartone Carta/Board Paper	Vetro Ceramica Glass Ceramic	Calcestruzzo Eternit/Gas-formed concrete	Taglio pulito/Clean cut	Taglio grezzo/Rough cut	Taglio curvo/Curve cut	Taglio veloce/Fast cut	Taglio dritto/Straight cut	Passo denti/Reverse teeth
LAME PER SEGHETTI ALTERNATIVI / JIGSAW BLADES																		
1960 - 25												•			•			
1963 - SPEED												•			•			
1960 - K												•		•	•			
1960 - R												•					•	
1960 - 40												•						
1960 - D												•						
1960 - 30												•						
1961 - 30													•		•			
1961 - U													•		•			
1965 - 40													•		•			•
1961 - K													•	•	•			
1961 - UL													•		•			
1964 - 12		••	•	•														
1965 - 12	•	••	••	•	••													•
1964 - 20		••		•	••													
1965 - 10	•	••		•			••											•
1965 - 10L	•	••	•	•			••											•
1965 - 1825	•	••	•	•	••						•							•
1964 - 30		•		•						••	•				•			•
1966 - GROB						•				••								•
1966 - 42													•					•
LAME PER SEGHE A GATTUCCIO / RECIPRO SAW BLADES																		
1970 - 6								••					•					
1970 - 6EL								••					•					
1970 - 4/5													•					
1972 - VEL		•											•					•
1971 - 18	•	••	•									•						•
1971 - 18L	•	••	•									•						•
1971 - 14	•	••	•									•						•
1971 - 14L	•	••	•									•						•
1971 - 14EL	•	••	•	••	•							•						•
1971 - 10	•	••	•	••	•						••		•					•
1971 - 10EL	•	••	•	••	•	••			••	••	••		•					•
1973 - 3L													•					•
1973 - EL												•						•
1974 - MF												•						•
1974 - MG												•						•
1974 - MGL	•	••	•	•														•
1974 - SPEZ	••	••	•													•		•

• Adatto / Suitable

•• Consigliato / Recommended

LAME PER SEGHETTI SAW BLADES

LAME PER SEGHETTI ALTERNATIVI PER LEGNO E PLASTICA JIGSAW BLADES FOR WOOD AND PLASTICS

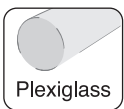
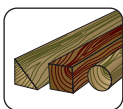

Acciaio HCS, rettificato a cono e denti con tripla affilatura. Tagli estremamente puliti e veloci in tutti i tipi di legno (da 10 a 60 mm di spessore) e plastica.

HCS-steel, conically ground and teeth 3-times sharpened. Extreme clean and fast cuts in all wood types (from 10 – 60 mm thickness) and plastics.



1963 - SPEED

ART.	Denti/inch Teeth/inch	mm Lunghezza denti Toothed length	Riferimento Bosch Ref. No. Bosch	Quantità Quantity
1963 16 00001	2,5	91	T234X	5



Pulito e veloce
Clean and fast

i

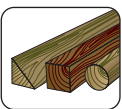
Acciaio CV, rettificato a cono, denti affilati diagonalmente. Tagli puliti in tutti i tipi di legno e plastica fino a 30 mm.

CV-steel, conically ground blade, teeth diagonally sharpened. Clean cuts in all wood types and plastics up to 30 mm.



1960 - 25

ART.	Denti/inch Teeth/inch	mm Lunghezza denti Toothed length	Riferimento Bosch Ref. No. Bosch	Quantità Quantity
1960 16 00001	2,5	75	T101B	5
1960 03 00001	2,5	75	T101B	25



i

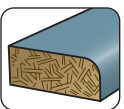
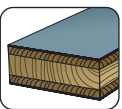
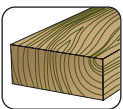
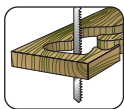
Acciaio CV, rettificato a cono, denti affilati diagonalmente con dentatura a punta. Tagli sagomati nel legno duro, tenero e compensato.

CV-steel, conically ground blade, teeth diagonally sharpened, tapered toothings. Saw blade for curve cutting in hard, soft and plywood.



1960 - K

ART.	Denti/inch Teeth/inch	mm Lunghezza denti Toothed length	Riferimento Bosch Ref. No. Bosch	Quantità Quantity
1960 16 00002	1,35	50	T101AO	5



Per tagli sagomati
For curve cutting

i

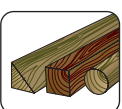
Acciaio CV, rettificato a cono e denti affilati diagonalmente. Denti Reverse per tagli puliti e privi di schegge in tutti i tipi di legno e plastica.

CV-steel, conically ground blade, teeth diagonally sharpened. Reverse teeth for clean, splinterfree surface cuts in all wood types and plastics.



1960 - R

ART.	Denti/inch Teeth/inch	mm Lunghezza denti Toothed length	Riferimento Bosch Ref. No. Bosch	Quantità Quantity
1960 16 00003	2,5	75	T101BR	5



Per tagli puliti e senza schegge
For splinterfree surface cuts

i

LAME PER SEGHETTI SAW BLADES

LAME PER SEGHETTI ALTERNATIVI PER LEGNO E PLASTICA JIGSAW BLADES FOR WOOD AND PLASTICS

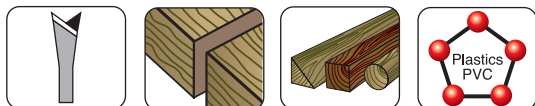
Acciaio CV, rettificato a cono e denti affilati diagonalmente. Lama extra lunga per tagli dritti e puliti in tutti i tipi di legno e plastica.

CV-steel, conically ground blade, teeth diagonally sharpened. Extra long blade for clean and straight cuts in all wood types and plastics.



ART.	Denti/inch Teeth/inch	mm Lunghezza denti Toothed length	Riferimento Bosch Ref. No. Bosch	Quantità Quantity
1960 16 00004	3,0	105	T301CD	5

1960 - 30



Extra lunga
Extra long

i

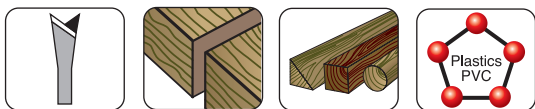
Acciaio CV, rettificato a cono e denti affilati diagonalmente. Tagli puliti in tutti i tipi di legno e plastica.

CV-steel, conically ground blade, teeth diagonally sharpened. Clean cuts in all wood types and plastics.



ART.	Denti/inch Teeth/inch	mm Lunghezza denti Toothed length	Riferimento Bosch Ref. No. Bosch	Quantità Quantity
1960 16 00005	4,0	75	T101D	5

1960 - 40



i

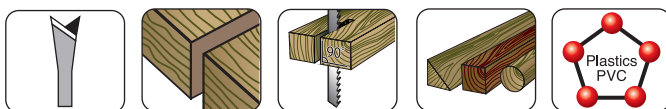
Acciaio CV, rettificato a cono e denti affilati diagonalmente. Lama con spessore speciale per tagli dritti e puliti in tutti i tipi di legno e plastica.

CV-steel, conically ground blade, teeth diagonally sharpened. Special thick blade for clean and straight cuts in wood and plastics.



ART.	Denti/inch Teeth/inch	mm Lunghezza denti Toothed length	Riferimento Bosch Ref. No. Bosch	Quantità Quantity
1960 16 00006	4,0	75	T101DP	5

1960 - D



Lama con spessore speciale
Special thick blade

i

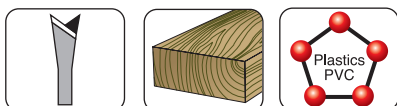
Acciaio CV; lama stradata e fresata. Per legno tenero e plastica.

CV-steel, sharpened and side set teeth. For soft wood and plastics.



ART.	Denti/inch Teeth/inch	mm Lunghezza denti Toothed length	Riferimento Bosch Ref. No. Bosch	Quantità Quantity
1961 16 00001	3,0	75	T111C	5
1961 03 00001	3,0	75	T111C	25

1961 - 30



Per legno tenero
For soft wood

i

LAME PER SEGHETTI SAW BLADES

LAME PER SEGHETTI ALTERNATIVI PER LEGNO E PLASTICA JIGSAW BLADES FOR WOOD AND PLASTICS

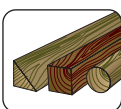
Acciaio CV, lama stradata e fresata.
Lama universale per tagli rapidi in tutti i tipi di legno.

CV-steel, side set and diagonally sharpened teeth. Universal saw blade for quick cuts in all wood types.



1961 - U

ART.	Denti/inch Teeth/inch	mm Lunghezza denti Toothed length	Riferimento Bosch Ref. No. Bosch	Quantità Quantity
1961 16 00002	4,0	75	T144D	5
1961 03 00002	4,0	75	T144D	25



Lama universale
All-purpose blade

i

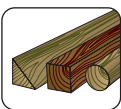
Acciaio CV, lama stradata e rettificata.
Lama universale per tagli rapidi in tutti i tipi di legno (5-80 mm).

CV-steel, side set and diagonally sharpened teeth. Universal saw blade for curve and quick cutting in all wood types (5-80 mm).



1961 - UL

ART.	Denti/inch Teeth/inch	mm Lunghezza denti Toothed length	Riferimento Bosch Ref. No. Bosch	Quantità Quantity
1961 16 00004	4,0	105	T344D	5



Lama universale
All-purpose blade

i

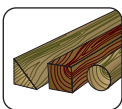

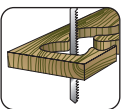
Acciaio CV, lama stradata e rettificata.
Lama per tagli sagomati e veloci in tutti i tipi di legno.

CV-steel, side set and diagonally sharpened teeth. Saw blade for curve and quick cutting in all wood types.



1961 - K

ART.	Denti/inch Teeth/inch	mm Lunghezza denti Toothed length	Riferimento Bosch Ref. No. Bosch	Quantità Quantity
1961 16 00003	4,0	75	T244D	5



Lama tagli sagomati veloci
For quick curve cuts

i

LAME PER SEGHETTI ALTERNATIVI PER METALLO JIGSAW BLADES FOR METAL


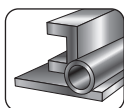
HSS, denti fresati, linea di taglio ondulata. Per acciaio e lamiera da 1,2 a 2,0 mm.

HSS, wavy set teeth. For steel and sheet metals from 1,2 to 2,0 mm.



1964 - 12

ART.	Denti/inch Teeth/inch	mm Lunghezza denti Toothed length	Riferimento Bosch Ref. No. Bosch	Quantità Quantity
1964 16 00001	1,2	55	T118A	5



Per lamiera da 1,2 a 2,0
For sheet metal up to 2,0 mm

i

LAME PER SEGHETTI SAW BLADES

LAME PER SEGHETTI ALTERNATIVI PER METALLO JIGSAW BLADES FOR METAL

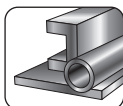
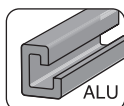
HSS, denti fresati, linea di taglio ondulata. Per acciaio, alluminio e metalli non ferrosi.

HSS, wavy set teeth. For steel, aluminium and non-ferrous metals.



ART.	Denti/inch Teeth/inch	mm Lunghezza denti Toothed length	Riferimento Bosch Ref. No. Bosch	Quantità Quantity
1964 16 00002	2,0	55	T118B	5

1964- 20



Per metalli non ferrosi
For non-ferrous metal

i

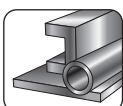
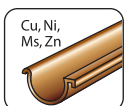
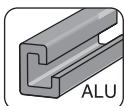
HSS, lama stradata e fresata. Per acciaio, metalli non ferrosi, alluminio e plastica.

HSS, side set teeth. For steel, non-ferrous metals, aluminium and plastics.



ART.	Denti/inch Teeth/inch	mm Lunghezza denti Toothed length	Riferimento Bosch Ref. No. Bosch	Quantità Quantity
1964 16 00003	3,0	75	T127D	5

1964 - 30



Per metalli non ferrosi e plastica
For non-ferrous metal and plastic

i

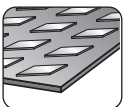
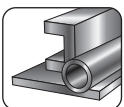
Bimetallo, denti fresati, linea di taglio ondulata. Lama flessibile per acciaio e acciaio inox da 1,2 a 2,0 mm.

Bi-metal, wavy set teeth. Flexible saw blade for steel and stainless steel from 1,2 - 2,0 mm thickness.



ART.	Denti/inch Teeth/inch	mm Lunghezza denti Toothed length	Riferimento Bosch Ref. No. Bosch	Quantità Quantity
1965 16 00001	1,2	55	T118AF	5

1965 - 12



Per acciaio inox fino a 2,0 mm
For stainless steel up to 2,0 mm

i

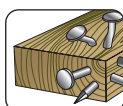
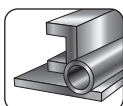
Bimetallo, lama stradata e fresata. Lama flessibile con denti combinati per acciaio e legno con residui metallici.

Bi-metal, side set teeth. Combo toothed flexible saw blade for steel and wood with metal residues.



ART.	Denti/inch Teeth/inch	mm Lunghezza denti Toothed length	Riferimento Bosch Ref. No. Bosch	Quantità Quantity
1965 16 00002	1,8 - 2,5	75	T111HF	5

1965 - 1825



Dentatura passo variabile
Vario toothing for metal and wood

i

LAME PER SEGHETTI SAW BLADES

LAME PER SEGHETTI ALTERNATIVI PER METALLO JIGSAW BLADES FOR METAL

Bimetallo, denti fresati, linea di taglio ondulata. Lama lunga e flessibile per acciaio da 1,0 a 1,8 mm e per materiali stratificati fino a 80 mm.

Long flexible saw blade for steel from 1,0 - 1,8 mm thickness and sandwich-material up to 80 mm thickness.

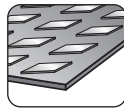
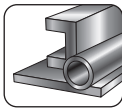
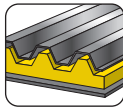


ART.	Denti/inch Teeth/inch	mm Lunghezza denti Toothed length	Riferimento Bosch Ref. No. Bosch	Quantità Quantity
1965 16 00003	1,0	105	T318AF	5

1965- 10



**LONG
LIFE**



Per materiali stratificati fino a 80 mm
For sandwich-material up to 80 mm

i

Bimetallo, denti fresati, linea di taglio ondulata. Lama extra lunga e flessibile adatta per pannelli multistrato fino a 120 mm.

Bi-metal, wavy set teeth. Extra long flexible saw blade especially for facade constructions to cut sandwich-materials up to 120 mm thickness.

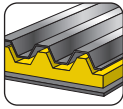


ART.	Denti/inch Teeth/inch	mm Lunghezza denti Toothed length	Riferimento Bosch Ref. No. Bosch	Quantità Quantity
1965 16 00004	1,0	155	-	5

1965 - 10 L



**LONG
LIFE**



Per materiali stratificati fino a 120 mm
For sandwich-material up to 120 mm

i

LAME PER SEGHETTI ALTERNATIVI PER MATERIALI VARI JIGSAW BLADES FOR DIFFERENT MATERIALS


Rivestimento in metallo duro, grana grossa. Adatta per vetro, ceramica e fibra di vetro.

Tungsten carbide coated, coarse-grained. Suitable for glass, ceramics, and Glass-fibre reinforced products.



ART.	Denti/inch Teeth/inch	mm Lunghezza denti Toothed length	Riferimento Bosch Ref. No. Bosch	Quantità Quantity
1966 16 00001	-	54	T130RIFF	3

1966 - GROB



Per ceramica
For ceramic

i

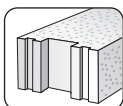
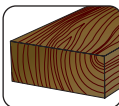
Denti in metallo duro. Adatta per fibra di vetro, legno duro e calcestruzzo.

Tungsten carbide teeth. Suitable for Glass-fibre reinforced products, hard wood and gas formed concrete.



ART.	Denti/inch Teeth/inch	mm Lunghezza denti Toothed length	Riferimento Bosch Ref. No. Bosch	Quantità Quantity
1966 16 00002	4,2	75	T141HM	1

1966 - 42



Per legno duro
For hard wood

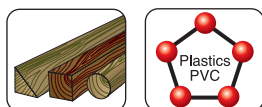
i

LAME PER SEGHETTI SAW BLADES

ASSORTIMENTI LAME PER SEGHETTI ALTERNATIVI JIGSAW BLADES ASSORTMENTS

Confezione in plastica / Plastic Box

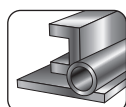
ART.	Descrizione Description			Passo denti Tooth pitch	Lungh. denti Toothed length	Bosch
1990 13 30010	ST-W10	10 pz / pcs	1 x 1961-K	4,00	75	T244D
			1 x 1960-K	1,35	50	T101AO
			1 x 1960-R	2,50	75	T101BR
			2 x 1960-25	2,50	75	T101B
			2 x 1961-30	3,00	105	T111C
			3 x 1961-U	4,00	75	T144D



i

Confezione in plastica / Plastic Box

ART.	Descrizione Description			Passo denti Tooth pitch	Lungh. denti Toothed length	Bosch
1991 13 30010	ST-M10	10 pz / pcs	2 x 1964-12	1,2	55	T118A
			2 x 1964-20	2,0	55	T118B
			2 x 1965-12	1,2	55	T118AF
			2 x 1964-30	3,0	75	T127D
			2 x 1965-1825	1,8 - 2,5	75	T111HF



i

LAME PER SEGHE A GATTUCCIO PER LEGNO E PLASTICA RECIPRO SAW BLADES FOR WOOD AND PLASTICS

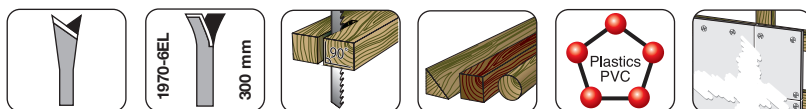
Acciaio CV, lama stradata (1970-6 denti affilati diagonalmente). Lama adatta per tutti i tipi di legno, plastica e gesso.

CV-steel, side set teeth (1970-6 diagonally sharpened). Saw blade for all wood types, plastics and gypsum.



ART.	CODE	Denti/inch Teeth/inch	mm Lunghezza denti Toothed length	Riferimento Bosch Ref. No. Bosch	Quantità Quantity
1970 16 00001	1970 - 6	6	130	S644D	5
1970 16 00002	1970 - 6EL	6	280	S1344D	5

1970-6 1970-6EL



i

LAME PER SEGHE A GATTUCCIO PER LEGNO RECIPRO SAW BLADE FOR WOOD

Acciaio CV, lama stradata denti affilati diagonalmente e temprati ad induzione. Particolarmente adatta per legno verde.

CV-steel, side set teeth, diagonally sharpened and induction hardened teeth. Special saw blade for green wood.



ART.	CODE	Denti/inch Teeth/inch	mm Lunghezza denti Toothed length	Riferimento Bosch Ref. No. Bosch	Quantità Quantity
1970 16 00004	1970 - 4/5	4/5	220	S1531L	5

1970-4/5



Per legno verde
For green wood

i

LAME PER SEGHETTI SAW BLADES

LAME PER SEGHE A GATTUCCIO PER LEGNO E LEGNO VERDE RECIPRO SAW BLADE FOR WOOD AND GREEN WOOD

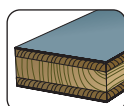
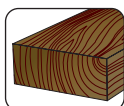
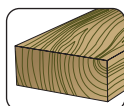
Acciaio, lama conica, denti 3 volte affilati diagonalmente. Denti induriti per induzione (estremamente affilati). Molto stabile grazie allo speciale spessore della lama. Per tagli puliti, veloci e netti su legno secco e umido. Particolarmente adatto per il taglio di legno verde.

CV-Steel, Conical Blade, Teeth 3-times diagonally sharpened. Teeth hardened by in induction (Extremely sharp grounded). Very stable due to special thickness of blade. For clean, fast and aggressive cuts in dry and wet wood. Especially suitable for aggressive cuts in green wood.



ART.	CODE	Denti/inch Teeth/inch	mm Lunghezza denti Toothed length	Riferimento Bosch Ref. No. Bosch	Quantità Quantity
1970 16 0005	1970 - Speed	6	225	-	2

1970-SPEED



Per legno verde
For green wood

i

LAME PER SEGHE A GATTUCCIO PER METALLO RECIPRO SAW BLADES FOR METAL

Bimetallo, linea di taglio ondulata. Lama universale per acciaio e acciaio inox da 1,5 a 2,5 mm di spessore.

Bi-metal, wavy set teeth. Universal saw blade for steel and stainless steel from 1,5 - 2,5 mm thickness.

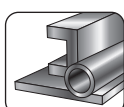


ART.	CODE	Denti/inch Teeth/inch	mm Lunghezza denti Toothed length	Riferimento Bosch Ref. No. Bosch	Quantità Quantity
1971 16 00001	1971 - 18	18	130	S922EF	5
1971 16 00002	1971 - 18L	18	180	S1122EF	5

1971-18 1971-18L



**LONG
LIFE**



**NIROSTA
STAINLESS
INOX**

Per acciaio inox fino a 2,5 mm
For stainless steel up to 2,5 mm

i

Bimetallo, linea di taglio ondulata. Lama universale per acciaio e acciaio inox da 2,5 a 3,5 mm di spessore per metalli non ferrosi.

Bi-metal, wavy set teeth. Universal saw blade for steel, stainless steel from 2,5 - 3,5 mm thickness and non-ferrous metals.

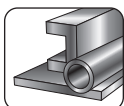


1971-14 1971-14L 1971-14EL

ART.	CODE	Denti/inch Teeth/inch	mm Lunghezza denti Toothed length	Riferimento Bosch Ref. No. Bosch	Quantità Quantity
1971 16 00003	1971 - 14	14	130	S922BF	5
1971 03 00003	1971 - 14	14	130	S922BF	20
1971 16 00004	1971 - 14L	14	180	S1122BF	5
1971 03 00004	1971 - 14L	14	180	S1122BF	20
1971 16 00005	1971 - 14EL	14	230	-	5



**LONG
LIFE**



Cu, Ni,
Ms, Zn

**NIROSTA
STAINLESS
INOX**

Per acciaio inox fino a 3,5 mm
For stainless steel up to 3,5 mm

i

LAME PER SEGHETTI SAW BLADES

LAME PER SEGHE A GATTUCCIO PER METALLO RECIPRO SAW BLADES FOR METAL

Bimetallo, lama stradata. Lama universale per acciaio, acciaio inox da 3,5 a 5,0 mm di spessore e metalli non ferrosi.

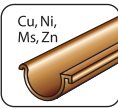
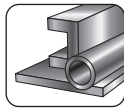
Bi-metal, side set teeth. Universal saw blade for steel, stainless steel from 3,5 – 5,0 mm thickness and non-ferrous metal.



ART.	CODE	Denti/inch Teeth/inch	mm Lunghezza denti Toothed length	Riferimento Bosch Ref. No. Bosch	Quantità Quantity	1971-10	1971-10EL
1971 16 00006	1971 - 10	10	130	S922HF	5		
1971 16 00007	1971 - 10EL	10	260	-	5		



**LONG
LIFE**



Per acciaio inox fino a 5,0 mm
For stainless steel up to 5,0 mm

i

LAMA PER SEGHE A GATTUCCIO PER LEGNO E METALLO RECIPRO SAW BLADES FOR WOOD AND METAL

Bimetallo, lama stradata. Dentatura combinata per tutti i tipi di legno con residui metallici e acciaio fino a 2,5 mm di spessore. Particolarmente adatta per pallet.

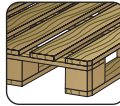
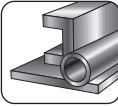
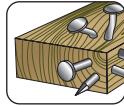
Bi-metal, side set teeth. Combo-toothed saw blade for all wood types with metal residues; steel from 2,5 mm thickness. Especially designed for pallet construction.



ART.	CODE	Denti/inch Teeth/inch	mm Lunghezza denti Toothed length	Riferimento Bosch Ref. No. Bosch	Quantità Quantity	1972-VEL
1972 16 00003	1972 - VEL	10/14	260	S1222VF	5	



**LONG
LIFE**



Dentatura combinata per legno
con residui metallici
Vario teeth for wood with metal
residues

i

LAMA PER SEGHE A GATTUCCIO SPECIALE PER LEGNO E METALLO SPECIAL-RECIPRO SAW BLADES FOR WOOD AND METAL

Bimetallo, lama stradata. Lama speciale per lavori di recupero e demolizione. Per tagli dritti nell'acciaio con spessore di oltre 3 mm e tutti i tipi di legno con residui metallici.

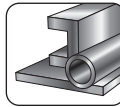
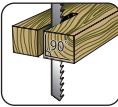
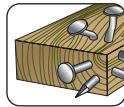
Bi-metal, side set teeth. Special saw-blade for dismantling, rescue and salvage. For straight cuts in steel bigger than 3 mm and all wood types with metal residues.



ART.	CODE	Denti/inch Teeth/inch	mm Lunghezza denti Toothed length	Riferimento Bosch Ref. No. Bosch	Quantità Quantity	1974-SPEZ
1974 16 00004	1974 - SPEZ	10	205	S1120CF	3	



**LONG
LIFE**



Per lavori di recupero e demolizione
For dismantling, rescue and salvage


i

LAME PER SEGHETTI SAW BLADES

LAME PER SEGHE A GATTUCCIO PER MATERIALI VARI RECIPRO SAW BLADES FOR DIFFERENT MATERIALS

Acciaio CV, lama ondulata. Lama speciale per la lavorazione di materiali isolanti. Per tagli rapidi e puliti di lana di roccia, poliuretano espanso (EPS, PUR), polistirolo, pelle, gomma carta, moquette fino a 175 mm e prodotti rinforzati in fibra di vetro.

CV-steel, double wave cut. Special saw blade for interior fitting insulation and thermal insulation. For quick and clean cuts in mineral rock wool, foams (EPS, PUR), Polystyrene, leather, rubber, paper, carpet up to 175 mm and glass-fibre reinforced products.



ART.	CODE	Denti/inch Teeth/inch	mm Lunghezza denti Toothed length	Riferimento Bosch Ref. No. Bosch	Quantità Quantity
1974 16 00006	1974 - WM	Superficie ondulata Wavy grounded	205	S1113AWP	2

1974 - WM



Per materiali isolanti
For insulation materials

i

LAME PER SEGHE A GATTUCCIO PER MATERIALI VARI RECIPRO SAW BLADES FOR DIFFERENT MATERIALS

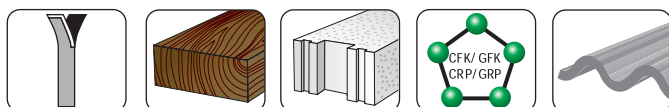
Denti in MD. Lama per legno duro, calcestruzzo e prodotti in fibra di vetro.

Saw blade for hard wood, gas-formed concrete and glass-fibre reinforced products.



ART.	CODE	Denti/inch Teeth/inch	mm Lunghezza denti Toothed length	Riferimento Bosch Ref. No. Bosch	Quantità Quantity
1973 16 00001	1973 - 3L	3	280	S2041HM	1

1973-3L

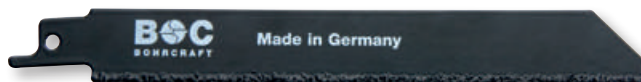


Per legno duro
For hard wood

i

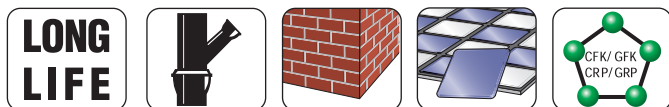
Rivestimento in MD. Lama da alte prestazioni per fusioni di acciaio, ceramica e prodotti in fibra di vetro.

Tungsten carbide coated, coarse grained. Saw blade with high cutting performance for cast steel, ceramics and glass-fibre reinforced products.



ART.	CODE	Passo denti Tooth pitch	mm Lunghezza denti Toothed length	Riferimento Bosch Ref. No. Bosch	Quantità Quantity
1973 16 00002	1973 - EL	-	210	S1130RIFF	1

1973-EL



Per ceramica
For ceramic

i

LAME PER SEGHETTI SAW BLADES

LAME PER SEGHETTI PNEUMATICI ED ELETTRICI COMPRESSED-AIR SAW BLADES FOR PNEUMATIC AND ELECTRIC SAWS

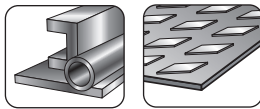
Bimetallo. Adatte per: Pneumtec, Ober,
Shinano.

Bi-metal. Suitable for: Pneutec, Ober,
Shinano.



1975-0124 1975-0132

ART.	CODE	Denti/inch Teeth/inch	Tipo Blade version	Riferimento Bosch/ Ref. No. Bosch	Quantità Quantity
1975 07 00001	1975 - 0124	24	taglio ondulato / wavy set	-	10
1975 07 00002	1975 - 0132	32	taglio ondulato / wavy set	-	10



i

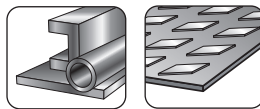
Bimetallo. Adatte per: SIG, Flex.

Bi-metal. Suitable for: SIG, Flex.



1975-0224 1975-0232

ART.	CODE	Denti/inch Teeth/inch	Tipo Blade version	Riferimento Bosch/ Ref. No. Bosch	Quantità Quantity
1975 07 00003	1975 - 0224	24	taglio ondulato / wavy set	-	10
1975 07 00004	1975 - 0232	32	taglio ondulato / wavy set	-	10



i

LAMA PER SEGHETTI A MANO HACK SAW BLADE

Bimetallo.

Bi-metal.



1980-2430

ART.	CODE	Denti/inch Teeth/inch	Lunghezza Length	Tipo Blade version	Quantità Quantity
1980 03 00001	1980 - 3430	24	300	taglio ondulato / wavy set	100

LAME PER SEGHETTI SAW BLADES

MANICO UNIVERSALE UNI-TOOL HANDLE

Manico universale per lame con attacco 1/2" e per punte per cacciavite con attacco E 6,3. Un unico manico universale per avviare, tagliare e segare. (Utensili non inclusi, si prega di ordinare separatamente).

Universal-Handle for reciprocating saw blades with 1/2" shank and for screwdriver-bits with 1/4" shank shape E 6,3. One universal handle for use of bits, cutting and sawing. (Tools not included, please order separately!)



1820-Uni

ART.	Descrizione Description
1820 03 0002	1820-uni Manico Uni Tool / Uni Tool Handle

i

06



1974-WM

1820-UNI

- In accoppiata con la nostra lama ondulata (codice articolo 1974- WM) particolarmente adatta per tagliare materiali isolanti.

- In combination with our reciprocating saw blade with wavy grinding (item-code 1974-WM) especially suitable for cutting insulation materials.



1974-WM

1820-UNI

- Maniglia pieghevole per applicare maggiore forza.

- Handle bendable for better power transmission.



6133

6300

1820-UNI

- Può essere usato come cacciavite in accoppiata con punte per cacciavite da 1/4" (codolo E 6,3) o con un portainsero.

- Can be used as a screwdriver in combination with screwdriver-bits 1/4" (Shank Shape E 6,3) or with a bitholder.

INSERTI ED ACCESSORI SCREWDRIVER-BITS AND ACCESSORIES

INSERTI 1/4" SCREWDRIVER-BITS 1/4"

Inserti standard / Standard bits:



- adatti per tutte le esigenze temprati
- disponibili in numerose versioni
- disponibili in diverse lunghezze

- optimal for most screwing demands
- special heat-treatment
- wide bit-range available
- different lengths available

Inserti ACR (Nervature Anti-Camout) / ACR (Anti Come out Ribs):



- migliore tenuta della vite grazie alle nervature
- ottima trasmissione della forza
- effetto "Camout" diminuito
- meno usura
- meno forza necessaria

- better grip in the screw-head due to special bit-tip with Ribs
- optimal torque transmission
- reduced "Come-out forces"
- less wear
- less pressing force necessary

Inserti TiN/ TiN Bits:



- maggiore durezza grazie al rivestimento al titanio
- adatti per lavori continuativi
- tenacità del nucleo
- lunga durata
- resistenza alla corrosione

- high surface hardness due to titanium-coating
- suitable for continuous heavy use in industry
- optimal tenacity of the core
- longer life
- good corrosion protection

Punte a colori / Colour Ring-Bits:



- Disponibile per PH / PZ / Tx

- Available in PH / PZ / Tx

Inserti per viti Phillips.



6120

ART. 6120	Misura Size	L mm Totale Overall	Quantità Quantity
6120 15 00125	PH1	25	100
6120 15 00225	PH2	25	100
6120 15 00325	PH3	25	100
6120 15 00150	PH1	50	50
6120 15 00250	PH2	50	50
6120 15 00350	PH3	50	50
6120 15 00175	PH1	75	25
6120 15 00275	PH2	75	25
6120 15 00375	PH3	75	25

ART. 6120	Misura Size	L mm Totale Overall	Quantità Quantity
6120 15 00110	PH1	100	25
6120 15 00210	PH2	100	25
6120 15 00310	PH3	100	25
6120 15 00115	PH1	150	25
6120 15 00215	PH2	150	25
6120 15 00315	PH3	150	25

INSERTI ED ACCESSORI SCREWDRIVER-BITS AND ACCESSORIES

INSERTI 1/4" SCREWDRIVER-BITS 1/4"

Inserti per viti Phillips.

Bits for Phillips screws.



6120 SB

ART. 6120 SB	Misura Size	L mm Totale Overall	Quantità Quantity
6120 11 10125	PH1	25	10
6120 11 10225	PH2	25	10
6120 11 10325	PH3	25	10



Inserti ACR alta tenacità per viti Phillips.

High flexibility ACR Bits for Phillips screws.



6122 ACR

ART. 6122 ACR	Misura Size	L mm Totale Overall	Quantità Quantity
6122 15 00125	PH1	25	100
6122 15 00225	PH2	25	100
6122 15 00325	PH3	25	100



Inserti per viti Phillips con rivestimento al titanio.

TiN-Bits for Phillips screws, titanium coated.



6121-TiN

ART. 6121-TiN	Misura Size	L mm Totale Overall	Quantità Quantity
6121 15 00125	PH1	25	100
6121 15 00225	PH2	25	100
6121 15 00325	PH3	25	100
6121 15 00150	PH1	50	50
6121 15 00250	PH2	50	50
6121 15 00350	PH3	50	50



Inserti per viti Phillips con punta stretta per viti per cartongesso.

Bits for Phillips screws (Grabber), reduced for drywall.




6120 RED

ART. 6120 RED	Misura Size	L mm Totale Overall	Quantità Quantity
6120 15 02025	PH2	25	100




Nervature ACR: / ACR Ribs:



- Evita la fuoriuscita dell'inserto dalla testa della vite
- Ottima presa sulla vite
- Prevents that the bit slips out of the screw-head
- Best grip in the screw-head

Rivestimento al titanio: TiN-coating:

- Maggiore durezza
- Dura fino a 5 volte di più
- High surface hardness
- Up to 5 x longer tool life



- Punta stretta
- Reduced nose

i

INSERTI ED ACCESSORI SCREWDRIVER-BITS AND ACCESSORIES

INSERTI 1/4" SCREWDRIVER-BITS 1/4"

Inserti per viti Phillips con punta stretta
per viti per cartongesso.



ART. 6120-RED SB	Misura Size	L mm Totale Overall	Quantità Quantity
6120 11 12025	PH2	25	10



6120-RED SB

Inserti colorati per viti Philips.

Color Ring-Bits for Philips screws.



ART. 6123 SB	Misura Size	L mm Totale Overall	Quantità Quantity
6123 11 10125	PH1	25	10
6123 11 10225	PH2	25	10
6123 11 10325	PH3	25	10



6123 SB

Inserti per viti Pozidriv.

Bits for Pozidriv screws.



ART. 6130	Misura Size	L mm Totale Overall	Quantità Quantity
6130 15 00025	PZ0	25	100
6130 15 00125	PZ1	25	100
6130 15 00225	PZ2	25	100
6130 15 00325	PZ3	25	100
6130 15 00432	PZ4	32	100
6130 15 00150	PZ1	50	50
6130 15 00250	PZ2	50	50
6130 15 00350	PZ3	50	50

ART. 6130	Misura Size	L mm Totale Overall	Quantità Quantity
6130 15 00175	PZ1	75	25
6130 15 00275	PZ2	75	25
6130 15 00375	PZ3	75	25
6130 15 00110	PZ1	100	25
6130 15 00210	PZ2	100	25
6130 15 00310	PH3	100	25
6130 15 00115	PZ1	150	25
6130 15 00215	PZ2	150	25
6130 15 00315	PZ3	150	25



6130

Inserti per viti Pozidriv.

Bits for Pozidriv screws.



ART. 6130 SB	Misura Size	L mm Totale Overall	Quantità Quantity
6130 11 10125	PZ1	25	100
6130 11 10225	PZ2	25	100
6130 11 10325	PZ3	25	100



6130 SB

Inserti ACR alta tenacità per viti Pozidriv.

High flexibility ACR-Bits for Pozidriv screws.



ART. 6132 ACR	Misura/ Size	L mm Totale Overall	Quantità Quantity
6132 15 00125	PZ1	25	100
6132 15 00225	PZ2	25	100
6132 15 00325	PZ3	25	100



6132 ACR

INSERTI ED ACCESSORI SCREWDRIVER-BITS AND ACCESSORIES

INSERTI 1/4" SCREWDRIVER-BITS 1/4"

Inserti per viti Pozidriv con punta stretta per viti per cartongesso.

Bits for Pozidriv screws (Grabber), reduced for drywall.



ART. 6130 RED	Misura Size	L mm Totale Overall	Quantità Quantity
6130 15 02025	PZ2	25	100



6130-RED

Inserti per viti Pozidriv con rivestimento al titanio.



ART. 6131 TiN	Misura Size	L mm Totale Overall	Quantità Quantity
6131 15 00125	PZ1	25	100
6131 15 00225	PZ2	25	100
6131 15 00325	PZ3	25	100
6131 15 00150	PZ1	50	50
6131 15 00250	PZ2	50	50
6131 15 00350	PZ3	50	50



6131 TiN

Inserti colorati per viti Pozidriv.

Colour Ring-Bits for Pozidriv screws.



ART. 6133 SB	Misura Size	L mm Totale Overall	Quantità Quantity
6133 11 10125	PZ1	25	10
6133 11 10225	PZ2	25	10
6133 11 10325	PZ3	25	10



6133 SB

Inserti per viti a taglio.

Bits for slotted-head screws.




ART. 6100	Misura Size	L mm Totale Overall	Quantità Quantity
6100 15 03025	3,0 x 0,5	25	100
6100 15 03525	3,5 x 0,5	25	100
6100 15 04025	4,0 x 0,5	25	100
6100 15 04525	4,5 x 0,6	25	100

ART. 6100	Misura Size	L mm Totale Overall	Quantità Quantity
6100 15 05525	5,5 x 0,8	25	100
6100 15 06025	6,0 x 1,0	25	100
6100 15 06525	6,5 x 1,2	25	100
6100 15 08025	8,0 x 1,2	25	100



6100


Nervature ACR: / ACR Ribs:



- Evita la fuoriuscita dell'inserto dalla testa della vite
- Ottima presa sulla vite
- Prevents that the bit slips out of the screw-head
- Best grip in the screw-head

Rivestimento al titanio: TiN-coating:

- Maggiore durezza
- Dura fino a 5 volte di più
- High surface hardness
- Up to 5 x longer tool life



- Punta stretta
- Reduced nose

i

INSERTI ED ACCESSORI
SCREWDRIVER-BITS AND ACCESSORIES

INSERTI 1/4"
SCREWDRIVER-BITS 1/4"

Inserti per viti Torx.

Bits for Torx screws.



6140

ART. 6140	Misura Size	L mm Totale Overall	Quantità Quantity
6140 15 00625	T 6	25	100
6140 15 00725	T 7	25	100
6140 15 00825	T 8	25	100
6140 15 00925	T 9	25	100
6140 15 01025	T 10	25	100
6140 15 01525	T 15	25	100
6140 15 02025	T 20	25	100
6140 15 02525	T 25	25	100
6140 15 02725	T 27	25	100
6140 15 03025	T 30	25	100
6140 15 04025	T 40	25	100
6140 15 04525	T 45	25	100
6140 15 05025	T 50	25	100
6140 15 05525	T 55	25	100
6140 15 00650	T 6	50	50
6140 15 00750	T 7	50	50
6140 15 00850	T 8	50	50
6140 15 00950	T 9	50	50
6140 15 01050	T 10	50	50
6140 15 01550	T 15	50	50

ART. 6140	Misura Size	L mm Totale Overall	Quantità Quantity
6140 15 02050	T 20	50	50
6140 15 02550	T 25	50	50
6140 15 02750	T 27	50	50
6140 15 03050	T 30	50	50
6140 15 04050	T 40	50	50
6140 15 04550	T 45	50	50
6140 15 05050	T 50	50	50
6140 15 05550	T 55	50	50
6140 15 00675	T 6	75	25
6140 15 00775	T 7	75	25
6140 15 00875	T 8	75	25
6140 15 00975	T 9	75	25
6140 15 01075	T 10	75	25
6140 15 01575	T 15	75	25
6140 15 02075	T 20	75	25
6140 15 02575	T 25	75	25
6140 15 02775	T 27	75	25
6140 15 03075	T 30	75	25
6140 15 04075	T 40	75	25

06

Inserti per viti Torx.

Bits for Torx screws.



6140 SB

ART. 6140 SB	Misura Size	L mm Totale Overall	Quantità Quantity
6140 11 11025	T 10	25	10
6140 11 11525	T 15	25	10
6140 11 12025	T 20	25	10
6140 11 12525	T 25	25	10
6140 11 13025	T 30	25	10
6140 11 14025	T 40	25	10



Inserti per viti Torx con rivestimento al titanio.

TiN-Bits for Torx screws, titanium coated.



6141 TiN

ART. 6141 TiN	Misura Size	L mm Totale Overall	Quantità Quantity
6141 15 01025	T 10	25	100
6141 15 01525	T 15	25	100
6141 15 02025	T 20	25	100
6141 15 02525	T 25	25	100
6141 15 03025	T 30	25	100
6141 15 04025	T 40	25	100



INSERTI ED ACCESSORI SCREWDRIVER-BITS AND ACCESSORIES

INSERTI 1/4" SCREWDRIVER-BITS 1/4"

Inserti colorati per viti Tx.

Colour Ring-Bits for Tx screws.



6143 SB

ART. 6143 SB	Misura Size	L mm Totale Overall	Quantità Quantity
6143 11 11025	Tx 10	25	10
6143 11 11525	Tx 15	25	10
6143 11 12025	Tx 20	25	10
6143 11 12525	Tx 25	25	10
6143 11 12725	Tx 27	25	10
6143 11 13025	Tx 30	25	10
6143 11 14025	Tx 40	25	10
6143 11 15025	Tx 50	25	10



Inserti per viti Torx Tamper Resistant.

Bits with hole for Torx screws with safety-pin.



6150

ART. 6150	Misura Size	L mm Totale Overall	Quantità Quantity
6150 15 00625	T 6	25	100
6150 15 00725	T 7	25	100
6150 15 00825	T 8	25	100
6150 15 00925	T 9	25	100
6150 15 01025	T 10	25	100
6150 15 01525	T 15	25	100
6150 15 02025	T 20	25	100
6150 15 02525	T 25	25	100
6150 15 02725	T 27	25	100
6150 15 03025	T 30	25	100
6150 15 04025	T 40	25	100
6150 15 04525	T 45	25	100
6150 15 05025	T 50	25	100
6150 15 05525	T 55	25	100
6150 15 00650	T 6	50	50
6150 15 00750	T 7	50	50
6150 15 00850	T 8	50	50
6150 15 00950	T 9	50	50
6150 15 01050	T 10	50	50
6150 15 01550	T 15	50	50
6150 15 02050	T 20	50	50
6150 15 02550	T 25	50	50
6150 15 02750	T 27	50	50
6150 15 03050	T 30	50	50
6150 15 04050	T 40	50	50

ART. 6150	Misura Size	L mm Totale Overall	Quantità Quantity
6150 15 00675	T 6	75	25
6150 15 00775	T 7	75	25
6150 15 00875	T 8	75	25
6150 15 00975	T 9	75	25
6150 15 01075	T 10	75	25
6150 15 01575	T 15	75	25
6150 15 02075	T 20	75	25
6150 15 02575	T 25	75	25
6150 15 02775	T 27	75	25
6150 15 03075	T 30	75	25
6150 15 04075	T 40	75	25



INSERTI ED ACCESSORI SCREWDRIVER-BITS AND ACCESSORIES

INSERTI 1/4" SCREWDRIVER-BITS 1/4"

Inserti per viti esagonali.

Bits for inside hexagon screws.



6160

ART. 6160	Misura Size	L mm Totale Overall	Quantità Quantity
6160 15 01525	1,5	25	100
6160 15 00225	2,0	25	100
6160 15 02525	2,5	25	100
6160 15 00325	3,0	25	100
6160 15 00425	4,0	25	100
6160 15 00525	5,0	25	100
6160 15 00625	6,0	25	100
6160 15 00725	7,0	25	100
6160 15 00825	8,0	25	100
6160 15 01025	10,0	25	100
6160 15 01825	1/8"	25	100
6160 15 05325	5/32"	25	100
6160 15 03125	3/16"	25	100
6160 15 01550	1,5	50	50
6160 15 00250	2,0	50	50
6160 15 02550	2,5	50	50

ART. 6160	Misura Size	L mm Totale Overall	Quantità Quantity
6160 15 00350	3,0	50	50
6160 15 00450	4,0	50	50
6160 15 00550	5,5	50	50
6160 15 00650	6,0	50	50
6160 15 00850	8,0	50	50
6160 15 01050	10,0	50	50
6160 15 01575	1,5	75	25
6160 15 00275	2,0	75	25
6160 15 02575	2,5	75	25
6160 15 00375	3,0	75	25
6160 15 00475	4,0	75	25
6160 15 00575	5,0	75	25
6160 15 00675	6,0	75	25
6160 15 00775	7,0	75	25
6160 15 00875	8,0	75	25
6160 15 01075	10,0	75	25

Inserti per viti esagonali Tamper Resistant.

Bits with hole for inside hexagon screws with safety-pin.



6170

ART. 6170	Misura Size	L mm Totale Overall	Quantità Quantity
6170 15 00225	2,0	25	100
6170 15 02525	2,5	25	100
6170 15 00325	3,0	25	100
6170 15 00425	4,0	25	100

ART. 6170	Misura Size	L mm Totale Overall	Quantità Quantity
6170 15 00525	5,0	25	100
6170 15 00625	6,0	25	100
6170 15 00825	8,0	25	100
6170 15 01025	10,0	25	100

Inserti con testa sferica per viti esagonali.

Ballpoint-Bits for inside hexagon screws.



6180



ART. 6180	Misura Size	L mm Totale Overall	Quantità Quantity
6180 15 02525	2,5	25	100
6180 15 00325	3,0	25	100
6180 15 00425	4,0	25	100

ART. 6180	Misura Size	L mm Totale Overall	Quantità Quantity
6180 15 00525	5,0	25	100
6180 15 00625	6,0	25	100

INSERTI ED ACCESSORI SCREWDRIVER-BITS AND ACCESSORIES

INSERTI 1/4" SCREWDRIVER-BITS 1/4"

Inserti colorati per viti Robertson.

Bits for Robertson square screws.



6190

ART. 6190	Misura Size	L mm Totale Overall	Quantità Quantity
6190 15 00025	# 0	25	100
6190 15 00125	# 1	25	100
6190 15 00225	# 2	25	100
6190 15 00325	# 3	25	100

ART. 6190	Misura Size	L mm Totale Overall	Quantità Quantity
6190 15 00050	# 0	50	50
6190 15 00150	# 1	50	50
6190 15 00250	# 2	50	50
6190 15 00350	# 3	50	50

Inserti per viti XZN zigrinate.

Bits for XZN multi-spline screws.



6200

ART. 6200	Misura Size	L mm Totale Overall	Quantità Quantity
6200 15 00425	M 4	25	100
6200 15 00525	M 5	25	100

ART. 6200	Misura Size	L mm Totale Overall	Quantità Quantity
6200 15 00625	M 6	25	100
6200 15 00825	M 8	25	100

Inserti per vite Tri-wing.

Bits for Tri-wing screws.



6210

ART. 6210	Misura Size	L mm Totale Overall	Quantità Quantity
6210 15 00025	# 0	25	100
6210 15 00125	# 1	25	100
6210 15 00225	# 2	25	100

ART. 6210	Misura Size	L mm Totale Overall	Quantità Quantity
6210 15 00325	# 3	25	100
6210 15 00425	# 4	25	100
6210 15 00525	# 5	25	100

Inserti per viti Torq set.

Bits for Torq-set screws.



6220



ART. 6220	Misura Size	L mm Totale Overall	Quantità Quantity
6220 15 00425	# 4	25	100
6220 15 00525	# 5	25	100
6220 15 00625	# 6	25	100

ART. 6220	Misura Size	L mm Totale Overall	Quantità Quantity
6220 15 00825	# 8	25	100
6220 15 01025	# 10	25	100

INSERTI ED ACCESSORI
SCREWDRIVER-BITS AND ACCESSORIES

INSERTI 1/4"
SCREWDRIVER-BITS 1/4"

Inserti per viti Spanner.

Bits for Spanner screws.



6230

ART. 6230	Misura Size	L mm Totale Overall	Quantità Quantity
6230 15 00425	# 4	25	100
6230 15 00625	# 6	25	100

ART. 6230	Misura Size	L mm Totale Overall	Quantità Quantity
6230 15 00825	# 8	25	100
6230 15 01025	# 10	25	100

Mini cassette / Mini Boxes

ART.	Tipo Type		Contenuto Content
6900 14 30072	PB 7-HEX	7 pz / pcs	Esagonale / Hexagon SW 2 / SW 2,5 / SW 3 / SW 4 / SW 5 / SW 6 + Portainseriti / Holder
6900 14 30105	PB 10-PZ	10 pz / pcs	3 x Pozidriv PZ1 / PZ2 / PZ3 + Portainseriti / Holder
6900 14 30104	PB 10-TX	10 pz / pcs	T x T8 / T9 / T10 / T15 / T20 / 2 x T25 / T30 / T40 + Portainseriti / Holder



Cassette in plastica / Plastics Boxes

ART.	Tipo Type		Contenuto Content
6900 14 30031	PB 32	32 pz / pcs	Phillips PH1 / 2 x PH2 / PH3 Pozidriv 2 x PZ1 / 5 x PZ2 / 3 x PZ3 Tx con foro / with hole 2 x TR10 / TR20 / TR30 / TR40 4 x TR15 / TR25 Adattatore / Adaptor Portainseriti / Holder
6900 14 30032	PB 32-3	32 pz / pcs	Phillips PH1 / 2 x PH2 / PH3 Pozidriv PZ1 / 2 x PZ2 / PZ3 Taglio / Slotted 3,0 / 4,0 / 5,0 / 6,0 Esagonale / Hexagon SW 3 / SW 4 / SW 5 / SW 6 Tx T10 / T15 / T20 / T25 / T27 / T30 / T40 Tx mit con foro / with hole TR10 / TR15 / TR20 / TR25 / TR27 / TR30 / TR40 Adattatore / Adaptor Portainseriti / Holder



BC - DISPLAY

Cassette in plastica / Plastics Boxes

ART.	Tipo Type		Contenuto Content
6900 14 30023	PB 24	24 pz / pcs	Mini cricchetto / Ratchet "Mini" Phillips PH1 / PH2 Pozidriv PZ1 / PZ2 Tx con foro / with hole TR10 / TR15 / TR20 / TR25 / TR30 / TR40 Esagonale / Hexagon SW4 / SW5 / SW6 Taglio / Slotted 4,5 / 6,5 Bussole / Sockets SW 6 / SW7 / SW8 / SW 10 / SW11 / SW13 Adattatore / Adaptor Portainseriti / Holder



BC - DISPLAY

INSERTI ED ACCESSORI SCREWDRIVER-BITS AND ACCESSORIES

PORTAINSERTI 1/4" BITHOLDERS FOR SCREWDRIVER-BITS 1/4"

Portainseriti magnetici, bussola in ottone cromato. Magnetic bitholders, chromated brass barrel.



6300

ART. 6300	Attacco Drive	L mm Totale Overall	Quantità Quantity
6300 15 01060	1/4" E 6,3	60	25
6300 15 01075	1/4" E 6,3	75	25

Portainseriti magnetici con anello di tenuta. Magnetic bitholders, with spring clip.



6310

ART. 6310	Attacco Drive	L mm Totale Overall	Quantità Quantity
6310 15 01160	1/4" E 6,3	60	25
6310 15 01175	1/4" E 6,3	75	25
6310 15 01115	1/4" E 6,3	150	5
6310 15 01120	1/4" E 6,3	200	5
6310 15 01125	1/4" E 6,3	250	5

Portainseriti magnetici "Quick Lock". Magnetic bitholders "Quick-Lock".



6330



6330 -SDS-PLUS

ART. 6330	Attacco Drive	L mm Totale Overall	Quantità Quantity
Magnetico/Magnetic			
6330 15 01160	1/4" E 6,3	60	25
6330 15 01175	1/4" E 6,3	75	25
6330 15 01115	1/4" E 6,3	150	5
6330 15 01120	1/4" E 6,3	200	5
6330 15 01110	SDS Plus	100	5
Non magnetico/Not magnetic			
6330 15 00060	1/4" E 6,3	60	25

**INSERTI ED ACCESSORI
SCREWDRIVER-BITS AND ACCESSORIES**

**PORTAINSERI A L
L-SHAPED DRIVERS**

Portainseri a L PRO 90 per inserti 1/4".

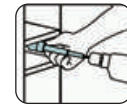
L-shaped driver Heavy Duty PRO 90, for all 1/4" Bits.

ART. 6350	Attacco Drive
6350 16 00001	1/4" C 6,3



- Ideale per lavori in spazi ristretti
- Particolarmente adatto per cacciaviti professionali a batteria
- Adatto per lavori gravosi

- Easier access to narrow spaces
- Especially suitable for professional impact drivers
- Heavy Duty version



Portapunte a L PRO 100 per punte con codolo max 10,0 mm.

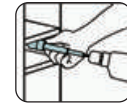
L-shaped driver Heavy Duty PRO 100, for drills with shank up to 10,0 mm.

ART. 6351	Attacco Drive
6351 16 00001	1/4" C 6,3



- Ideale per lavori in spazi ristretti
- Adatto per lavori gravosi

- Easier access to narrow spaces
- Heavy Duty version



**BUSSOLE ATTACCO 1/4"
SOCKETS, 1/4" DRIVE**

Bussole magnetiche attacco 1/4". Per viti esagonali.

Magnetic sockets 1/4" drive. For outside hexagon screws.



6500

ART. 6500	Misura Size	L mm Totale Overall	Quantità Quantity
6500 15 00445	4,0	45	25
6500 15 00545	5,0	45	25
6500 15 00545	5,5	45	25
6500 15 00645	6,0	45	25
6500 15 00745	7,0	45	25
6500 15 00845	8,0	45	25
6500 15 00945	9,0	45	25
6500 15 01045	10,0	45	25

ART. 6500	Misura Size	L mm Totale Overall	Quantità Quantity
6500 15 01145	11,0	45	25
6500 15 01245	12,0	45	25
6500 15 01345	13,0	45	25
6500 15 01445	14,0	45	25
6500 15 14045	1/4"	45	25
6500 15 05145	5/16"	45	25
6500 15 03845	3/8"	45	25

Bussolotto / Round Box

ART.	Tipo Type	Contenuto Content
6500 14 30007	RST 7	7 / 8 / 10 / 12 / 13 / 3/8" / 1/4"



INSERTI ED ACCESSORI SCREWDRIVER-BITS AND ACCESSORIES

BUSSOLE ATTACCO 1/4" SOCKETS, 1/4" DRIVE

Bussole magnetiche attacco 1/4".
Per viti esagonali.

Magnetic sockets 1/4" drive.
For outside hexagon screws.



6500-65

ART. 6500-65	Misura Size	L mm Totale Overall	Quantità Quantity
6500 15 05565	SW 5,5	65	25
6500 15 00665	SW 6,0	65	25
6500 15 00765	SW 7,0	65	25
6500 15 00865	SW 8,0	65	25
6500 15 01065	SW 10,0	65	25
6500 15 01265	SW 12,0	65	25

ART. 6500-65	Misura Size	L mm Totale Overall	Quantità Quantity
6500 15 01365	SW 13,0	65	25
6500 15 01765	SW 17,0	65	25
6500 15 14065	SW 1/4"	65	25
6500 15 05165	SW 5/16"	65	25
6500 15 03865	SW 3/8"	65	25

Confezione per espositore / Display-Quadro Pack

ART.	Tipo Type		Contenuto Content
6500 03 30003	RST 3-65	3pz / pcs	SW 1/4" / SW 5/16" / SW 3/8"
6500 03 30004	RST 4-65	4pz / pcs	SW 7 / SW 8 / SW 10 / SW 13
6500 03 30008	RST 8-65	8pz / pcs	SW 5,5 / SW 6 / SW 7 / SW 8 / SW 10 / SW 12 / SW 13 / SW 17



Bussole (non magnetiche) con
attacco 1/4". Per viti esagonali.

Sockets (non magnetic) 1/4" drive.
For outside hexagon screws.



6501

ART. 6501	Misura Size	L mm Totale Overall	Quantità Quantity
6501 15 00665	6,0	65	25
6501 15 00765	7,0	65	25
6501 15 00865	8,0	65	25
6501 15 01065	10,0	65	25
6501 15 01365	13,0	65	25
6501 15 14065	1/4"	65	25
6501 15 03865	3/8"	65	25

Bussole con anello di tenuta attacco
1/4". Per viti in acciaio inox.

Sockets with spring 1/4" drive.
For stainless screws.



6502

ART. 6502	Misura Size	L mm Totale Overall	Quantità Quantity
6502 15 00765	7,0	65	25
6502 15 00865	8,0	65	25
6502 15 01065	10,0	65	25
6502 15 03865	3/8"	65	25

INSERTI ED ACCESSORI SCREWDRIVER-BITS AND ACCESSORIES

ACCESSORIO PER VITI A DOPPIA FILETTATURA FIXING-TOOL FOR SETTING HANGER BOLTS

Accessorio per viti a doppia filettatura.
Per viti con filettatura metrica.

Fixing-Tool for setting hanger bolts.
For screws with metric thread end.



6505

ART. 6505	Misura Size	L mm Totale Overall	Quantità Quantity
6505 15 00650	M 6	50	5
6505 15 00850	M 8	50	5
6505 15 01050	M 10	50	5



Per viti con filettatura / For screws with thread

i

ADATTATORI PER BUSSOLE ADAPTORS FOR SOCKETS



6400

ART. 6400	Misura Size	L mm Totale Overall	Quantità Quantity
6400 15 01450	1/4"	50	5
6400 15 03850	3/8"	50	5
6400 15 01250	1/2"	50	5



Confezione da espositore / Display pack

ART.	Tipo Type		Contenuto Content
6400 11 00003	A 3	3pz / pcs	1/4" / 3/8" / 1/2" x 50 mm

ADATTATORI PER INSERTI 1/4" ADAPTOR FOR 1/4" BITS

Adattatore 1/2" per inserti 1/4".

1/2" Adaptor for 1/4" Bits.



6645-1/4"

ART. 6645-1/4"	Misura Size	L mm Totale Overall	Quantità Quantity
6645 15 01214	1/2"	1/4"	5

INSERTI ED ACCESSORI SCREWDRIVER-BITS AND ACCESSORIES

INSERTI ATTACCO 5/16" SCREWDRIVER BITS 5/16"

Inserti per viti a taglio.

Bits for slotted-head screws.



6710

ART. 6710	Misura Size	L mm Totale Overall	Quantità Quantity
6710 15 05541	5,5 x 0,8	41	5
6710 15 06541	6,5 x 1,2	41	5
6710 15 08041	8,0 x 1,2	41	5

ART. 6710	Misura Size	L mm Totale Overall	Quantità Quantity
6710 15 01041	10,0 x 1,6	41	5
6710 15 01241	12,0 x 2,0	41	5

Inserti per viti Phillips.

Bits for Phillips screws.



6712

ART. 6712	Misura Size	L mm Totale Overall	Quantità Quantity
6712 15 00132	PH 1	32	5
6712 15 00232	PH 2	32	5
6712 15 00332	PH 3	32	5
6712 15 00438	PH 4	38	5

ART. 6712	Misura Size	L mm Totale Overall	Quantità Quantity
6712 15 00170	PH 1	70	5
6712 15 00270	PH 2	70	5
6712 15 00370	PH 3	70	5

Inserti per viti Pozidriv.

Bits for Pozidriv screws.



6713

ART. 6713	Misura Size	L mm Totale Overall	Quantità Quantity
6713 15 00132	PH 1	32	5
6713 15 00232	PH 2	32	5
6713 15 00332	PH 3	32	5
6713 15 00438	PH 4	38	5

ART. 6713	Misura Size	L mm Totale Overall	Quantità Quantity
6713 15 00170	PH 1	70	5
6713 15 00270	PH 2	70	5
6713 15 00370	PH 3	70	5

Inserti per viti Torx.

Bits for Torx screws.



6714

ART. 6714	Misura Size	L mm Totale Overall	Quantità Quantity
6714 15 02035	T 20	35	5
6714 15 02535	T 25	35	5
6714 15 02735	T 27	35	5
6714 15 03035	T 30	35	5
6714 15 04035	T 40	35	5
6714 15 04535	T 45	35	5
6714 15 05035	T 50	35	5
6714 15 05535	T 55	35	5

ART. 6714	Misura Size	L mm Totale Overall	Quantità Quantity
6714 15 02070	T 20	70	5
6714 15 02570	T 25	70	5
6714 15 02770	T 27	70	5
6714 15 03070	T 30	70	5
6714 15 04070	T 40	70	5
6714 15 04570	T 45	70	5
6714 15 05070	T 50	70	5
6714 15 05570	T 55	70	5

INSERTI ED ACCESSORI
SCREWDRIVER-BITS AND ACCESSORIES

INSERTI ATTACCO 5/16"
SCREWDRIVER BITS 5/16"

Inserti per viti Torx Tamper Resistant.

Bits with hole for Torx screws with safety pin.



6715

ART. 6715	Misura Size	L mm Totale Overall	Quantità Quantity
6715 15 02035	T 20	35	5
6715 15 02535	T 25	35	5
6715 15 02735	T 27	35	5
6715 15 03035	T 30	35	5
6715 15 04035	T 40	35	5
6715 15 04535	T 45	35	5
6715 15 05035	T 50	35	5
6715 15 05535	T 55	35	5

ART. 6715	Misura Size	L mm Totale Overall	Quantità Quantity
6715 15 02070	T 20	70	5
6715 15 02570	T 25	70	5
6715 15 02770	T 27	70	5
6715 15 03070	T 30	70	5
6715 15 04070	T 40	70	5
6715 15 04570	T 45	70	5
6715 15 05070	T 50	70	5
6715 15 05570	T 55	70	5

Inserti per viti esagonali.

Bits for inside hexagon screws.



6716

ART. 6716	Misura Size	L mm Totale Overall	Quantità Quantity
6716 15 00430	4,0	30	5
6716 15 00530	5,0	30	5
6716 15 00630	6,0	30	5
6716 15 00830	8,0	30	5
6716 15 01030	10,0	30	5
6716 15 00470	4,0	70	5
6716 15 00570	5,0	70	5
6716 15 00670	6,0	70	5
6716 15 00870	8,0	70	5

Inserti per viti XZN zigrinate.

Bits for XZN multi spline screws.



6720


ART. 6720	Misura Size	L mm Totale Overall	Quantità Quantity
6720 15 00630	M 6	30	5
6720 15 00830	M 8	30	5
6720 15 01030	M 10	30	5
6720 15 01230	M 12	30	5

INSERTI ED ACCESSORI SCREWDRIVER-BITS AND ACCESSORIES

INSERTI 10 mm ATTACCO ESAGONALE SCREWDRIVER BITS 10 mm HEXAGON

Inserti per Torx.

Bits for Torx screws.



6614

ART. 6614	Misura Size	L mm Totale Overall	Quantità Quantity
6614 15 01030	T 10	30	5
6614 15 01530	T 15	30	5
6614 15 02030	T 20	30	5
6614 15 02530	T 25	30	5
6614 15 02730	T 27	30	5
6614 15 03030	T 30	30	5
6614 15 04030	T 40	30	5
6614 15 04530	T 45	30	5
6614 15 05030	T 50	30	5
6614 15 05530	T 55	30	5

ART. 6614	Misura Size	L mm Totale Overall	Quantità Quantity
6614 15 01075	T 10	75	5
6614 15 01575	T 15	75	5
6614 15 02075	T 20	75	5
6614 15 02575	T 25	75	5
6614 15 02775	T 27	75	5
6614 15 03075	T 30	75	5
6614 15 04075	T 40	75	5
6614 15 04575	T 45	75	5
6614 15 05075	T 50	75	5
6614 15 05575	T 55	75	5

Inserti per viti Torx Tamper Resistant.

Bits with hole for Torx screws with safety-pin.




6615

ART. 6615	Misura Size	L mm Totale Overall	Quantità Quantity
6615 15 01030	T 10	30	5
6615 15 01530	T 15	30	5
6615 15 02030	T 20	30	5
6615 15 02530	T 25	30	5
6615 15 02730	T 27	30	5
6615 15 03030	T 30	30	5
6615 15 04030	T 40	30	5
6615 15 04530	T 45	30	5
6615 15 05030	T 50	30	5
6615 15 05530	T 55	30	5

ART. 6614	Misura Size	L mm Totale Overall	Quantità Quantity
6615 15 01075	T 10	75	5
6615 15 01575	T 15	75	5
6615 15 02075	T 20	75	5
6615 15 02575	T 25	75	5
6615 15 02775	T 27	75	5
6615 15 03075	T 30	75	5
6615 15 04075	T 40	75	5
6615 15 04575	T 45	75	5
6615 15 05075	T 50	75	5
6615 15 05575	T 55	75	5

Inserti per viti esagonali.

Bits for inside hexagon screws.



6616

ART. 6615	Misura Size	L mm Totale Overall	Quantità Quantity
6616 15 00430	4,0	30	5
6616 15 00530	5,0	30	5
6616 15 00630	6,0	30	5
6616 15 00730	7,0	30	5
6616 15 00830	8,0	30	5
6616 15 01030	10,0	30	5
6616 15 01230	12,0	30	5
6616 15 01430	14,0	30	5

ART. 6614	Misura Size	L mm Totale Overall	Quantità Quantity
6616 15 00475	4,0	75	5
6616 15 00575	5,0	75	5
6616 15 00675	6,0	75	5
6616 15 00775	7,0	75	5
6616 15 00875	8,0	75	5
6616 15 01075	10,0	75	5
6616 15 01275	12,0	75	5
6616 15 01475	14,0	75	5

INSERTI ED ACCESSORI SCREWDRIVER-BITS AND ACCESSORIES

INSERTI 10 mm ATTACCO ESAGONALE SCREWDRIVER BITS 10 mm HEXAGON

Inserti per viti esagonali Tamper Resistant.

Bits with hole for inside hexagon screws with safety-pin.



6617

ART. 6617	Misura Size	L mm Totale Overall	Quantità Quantity
6617 15 00430	4,0	30	5
6617 15 00530	5,0	30	5
6617 15 00630	6,0	30	5
6617 15 00730	7,0	30	5
6617 15 00830	8,0	30	5
6617 15 01030	10,0	30	5
6617 15 01230	12,0	30	5

ART. 6617	Misura Size	L mm Totale Overall	Quantità Quantity
6617 15 00475	4,0	75	5
6617 15 00575	5,0	75	5
6617 15 00675	6,0	75	5
6617 15 00775	7,0	75	5
6617 15 00875	8,0	75	5
6617 15 01075	10,0	75	5
6617 15 01275	12,0	75	5

Inserti per viti XZN zigrinate.

Bits for XZN multi spline screws.



6620

ART. 6620	Misura Size	L mm Totale Overall	Quantità Quantity
6620 15 00530	M 5	30	5
6620 15 00630	M 6	30	5
6620 15 00830	M 8	30	5
6620 15 01030	M 10	30	5
6620 15 01230	M 12	30	5
6620 15 01430	M 14	30	5

ART. 6620	Misura Size	L mm Totale Overall	Quantità Quantity
6620 15 00575	M 5	75	5
6620 15 00675	M 6	75	5
6620 15 00875	M 8	75	5
6620 15 01075	M 10	75	5
6620 15 01275	M 12	75	5
6620 15 01475	M 14	75	5

Inserti per viti Ribe.

Bits for Ribe screws.



6624

ART. 6624	Misura Size	L mm Totale Overall	Quantità Quantity
6624 15 00430	4	30	5
6624 15 00530	5	30	5
6624 15 00630	6	30	5
6624 15 00730	7	30	5
6624 15 00830	8	30	5
6624 15 00930	9	30	5
6624 15 01030	10	30	5
6624 15 01230	12	30	5
6624 15 01330	13	30	5
6624 15 01430	14	30	5
6624 15 01630	16	30	5

ART. 6624	Misura Size	L mm Totale Overall	Quantità Quantity
6624 15 00475	4	75	5
6624 15 00575	5	75	5
6624 15 00675	6	75	5
6624 15 00775	7	75	5
6624 15 00875	8	75	5
6624 15 00975	9	75	5
6624 15 01075	10	75	5
6624 15 01275	12	75	5
6624 15 01375	13	75	5
6624 15 01475	14	75	5
6624 15 01675	16	75	5

Adattatore con sfera per attacco esagonale 10 mm.

Adaptor with ball for 10 mm hexagon.



6645

ART. 6645	Quadro Square	mm Codolo Shank	Quantità Quantity
6645 15 03810	3/8"	10	5

ART. 6645	Quadro Square	mm Codolo Shank	Quantità Quantity
6645 15 01210	1/2"	10	5

ACCESSORI ACCESSORIES

ESTRATTORI CV SCREW EXTRACTORS CV

In acciaio al cromo vanadio di alta qualità
Per rimuovere viti rotte.

Made of high-quality chrome-vanadium
steel. For removing broken screws in
threads.



9700



Confezione: imballo singolo
Individual packaging

ART.	Grandezza Size	M - MF Per viti For screws	inch Per viti For Screws	Ø mm Foro Drill
9700 07 00001	1	M 3 -6	1/8" - 1/4"	2,5
9700 07 00002	2	M 6 -8	1/4" - 5/16"	3,0
9700 07 00003	3	M 8 -11	5/16" - 7/16"	4,5
9700 07 00004	4	M 11 -14	7/16" - 9/16"	6,0
9700 07 00005	5	M 14 -18	9/16" - 3/4"	8,0
9700 07 00006	6	M 18 -24	3/4" - 1"	11,0
9700 07 00007	7	M 24 -33	1" - 1.3/8"	14,0
9700 07 00008	8	M 33 -50	1.3/8" - 2"	21,0

Cassette di plastica / Plastic Boxes

ART.	Tipo Type	Contenuto Content
9700 14 30005	SE 5	5 pz / pcs Grandezza / Size 1 - 5
9700 14 30006	SE 6	6 pz / pcs Grandezza / Size 1 - 6
9700 14 30008	SE 8	8 pz / pcs Grandezza / Size 1 - 8



PUNTA PER TRACCIARE IN MD STEEL SCRIBER WITH CARBIDE CUTTING POINT

- Con clip e punta in MD.
- Per tracciare su acciaio etc.

- With carbide cutting point and clip.
- For marking steel etc.



9600



Confezione: imballo singolo
Individual packaging



Confezione: 10 pezzi
10 piece pack

ART.	L mm Totale Overall
9600 07 00140	140

ART.	L mm Totale Overall
9600 15 00140	140

CASSETTE ED ESPOSITORI DA BANCO VUOTI EMPTY BOXES, DRILL CABINETS

CASSETTE IN ABS VUOTE ABS BOXES, EMPTY



KR 13 LEER



KS 6-K LEER

Per punte elicoidali DIN 338 / For twist drills DIN 338

ART.	Tipo Type		Proposta di contenuto Proposal of content
0081 15 20019	KR 10 LEER	19 pz /pcs	1,0 - 10,0 mm Ø x 0,5 mm
0081 15 20025	KR 13 LEER	25 pz /pcs	1,0 - 13,0 mm Ø x 0,5 mm
0081 15 20024	KR 24 LEER	24 pz /pcs	1,0 - 10,5 mm Ø x 0,5 mm + 3,3 / 4,2 / 6,8 / 10,2 mm
0081 15 20050	KR 591 LEER	51 pz /pcs	1,0 - 6,0 mm Ø x 0,1 mm
0081 15 20041	KR 601 LEER	41 pz /pcs	6,0 - 10,0 mm Ø x 0,1 mm



Per utensili filettati / For thread cutting tools

ART.	Tipo Type		Proposta di contenuto Proposal of content
0081 15 20007	MGB 7-K LEER	7 pz /pcs	Maschi a macchina / Machine Taps DIN 371/376 - M 3 - M 12
0081 15 20014	MGB 14-K LEER	14 pz /pcs	Maschi a macchina / Machine Taps DIN 371/376 - M 3 - M 12 + 2,5 / 3,3 / 4,2 / 5,0 / 6,8 / 8,5 / 10,2 mm, DIN 338
0081 15 20015	MGB 15-K LEER	15 pz /pcs	Maschi a macchina corti / Short Machine Taps DIN 352 - M 3 - M 12 + 2,5 / 3,3 / 4,2 / 5,0 / 6,8 / 8,5 / 10,2 mm, DIN 338 + Giramaschi / Tap Wrench DIN 1814 Gr. 1,5
0081 15 20021	G 12-K LEER	21 pz /pcs	Set maschi a mano 3 pz / Hand Tap Sets 3 pcs DIN 352 - M 3 - M 12
0081 15 20028	GK 12-K LEER	28 pz /pcs	Set maschi a mano 3 pz / Hand Tap Sets 3 pcs DIN 352 - M 3 - M 12 + 2,5 / 3,3 / 4,2 / 5,0 / 6,8 / 8,5 / 10,2 mm, DIN 338



Per svasatori, svasatori per lamiera e punte a gradino For Countersinks, Sheet Metal Drills & Step Drills

ART.	Tipo Type		Proposta di contenuto Proposal of content
0081 15 20005	KS 5-K LEER	5 pz /pcs	Svasatori / Countersinks DIN 335 6,3 / 10,4 / 16,5 / 20,5 / 25,0 mm
0081 15 20006	KS 6-K LEER	6 pz /pcs	Svasatori / Countersinks DIN 335 6,3 / 8,3 / 10,4 / 12,4 / 16,5 / 20,5 mm
0081 15 20004	FS 6-K LEER	6 pz /pcs	Frese per sedi viti a testa cilindrica Flat Countersinks DIN 373 M 3 - M 10
0081 15 20003	B 3-K LEER	3 pz /pcs	Svasatori per lamiera / Sheet Metal Drills Grandezza / Size: 1 / 2 / 3
0081 15 20013	STB 3-K LEER	3 pz /pcs	Punte a gradino / Step Drills Grandezza / Size: 1 / 2A / 3A



CASSETTE ED ESPOSITORI DA BANCO VUOTI EMPTY BOXES, DRILL CABINETS

CASSETTE IN METALLO VUOTE PER PUNTE ELICOIDALI DIN 338 EMPTY METAL-BOXES FOR TWIST DRILLS DIN 338



M 10 LEER



M 13 LEER



M 170 LEER

Per punte elicoidali DIN 338 / For Twist Drills DIN 338

ART.	Tipo Type		Proposta di contenuto Proposal of content
0080 15 20019	M10 LEER	19 pz / pcs	1,0 - 10,0 mm Ø x 0,5 mm
0080 15 20025	M13 LEER	25 pz / pcs	1,0 - 13,0 mm Ø x 0,5 mm
0080 15 20024	M 24 LEER	24 pz / pcs	1,0 - 10,5 mm Ø x 0,5 mm + 3,3 / 4,2 / 6,8 / 10,2 mm
0080 15 20051	M 591 LEER	50 pz / pcs	1,0 - 6,0 mm Ø x 0,1 mm
0080 15 20041	M 601 LEER	41 pz / pcs	6,0 - 10,0 mm Ø x 0,1 mm
0080 15 21170	M 170 LEER	170 pz / pcs	1,0 - 10,0 mm Ø x 0,5 mm 1,0 - 8,0 mm Ø = 10 pz / pcs 8,5 - 10,0 mm Ø = 5 pz / pcs

ESPOSITORI DA BANCO VUOTI PER PUNTE ELICOIDALI DIN 338 DRILL CABINETS FOR TWIST DRILLS DIN 338



BD 435 leer



BD 980 leer

Proposta di contenuto / Proposal of content

mm Misura Size	Quantità Quantity	mm Misura Size	Quantità Quantity	mm Misura Size	Quantità Quantity	mm Misura Size	Quantità Quantity
1,0	20 pz / pcs	5,0	40 pz / pcs	9,0	10 pz / pcs	1,0 - 2,9 x 0,1	10 pz / pcs
1,5	20 pz / pcs	5,5	20 pz / pcs	9,5	10 pz / pcs	3,1 - 3,9 x 0,1	10 pz / pcs
2,0	20 pz / pcs	6,0	40 pz / pcs	10,0	10 pz / pcs	4,1 - 5,9 x 0,1	10 pz / pcs
2,5	20 pz / pcs	6,5	20 pz / pcs	10,5	10 pz / pcs	6,1 - 10,0 x 0,1	10 pz / pcs
3,0	40 pz / pcs	7,0	20 pz / pcs	11,0	5 pz / pcs	10,5 - 11,0 x 0,5	10 pz / pcs
3,5	20 pz / pcs	7,5	20 pz / pcs	11,5	5 pz / pcs		
4,0	20 pz / pcs	8,0	20 pz / pcs	12,0	5 pz / pcs	3,0	20 pz / pcs
4,5	20 pz / pcs	8,5	10 pz / pcs	12,5	5 pz / pcs	4,0	20 pz / pcs
				13,0	5 pz / pcs	6,0	20 pz / pcs
						11,5 - 13,0 x 0,5	5 pz / pcs

Senza punte / Without drills

ART.	Tipo Type		Contenuto Content
0130 15 00003	BD 435 LEER	435 pz / pcs	Dimensioni / Dimension: 375 x 235 x 205 mm
0130 15 00004	BD 980 LEER	980 pz / pcs	Dimensioni / Dimension: 380 x 460 x 220 mm

